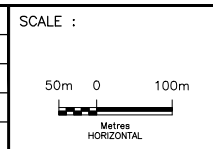


**LEGEND**  
 (XXX) REMOVALS  
 [XXX] NEW CONSTRUCTION  
 (XXX) PAVEMENT MARKINGS AND SIGNAGE

**LEGEND**  
 (XXX) REMOVALS  
 [XXX] NEW CONSTRUCTION  
 (XXX) PAVEMENT MARKINGS AND SIGNAGE

NO.	DATE	REVISIONS	BY	CHK	LEAD. ENG.	PROJ. MGR.
B	18/03/20	90% SUBMISSION TO CA				
A	18/01/12	90% SUBMISSION TO CA				



DESIGNED	PATRICK LECLERC		
DRAWN	DAVID SANOSA		
CHECKED	DUNCAN CAMPBELL		
APPROVED LEAD ENGINEER	PATRICK LECLERC		
APPROVED PROJ. MANAGER	PETER BAMFORTH		
		NAME (PRINT)	INIT. DATE



**HWY 427 EXPANSION SHEET INDEX**

PROJECT ID.	STAGE IDENTIFIER	DESIGN PACKAGE NUMBER	DISCIPLINE	STRUCTURE NUMBER	DOCUMENT TYPE	DRAWING NUMBER	REVISION NUMBER
H427-D	N	9	HWY	000	DWG	0011	B





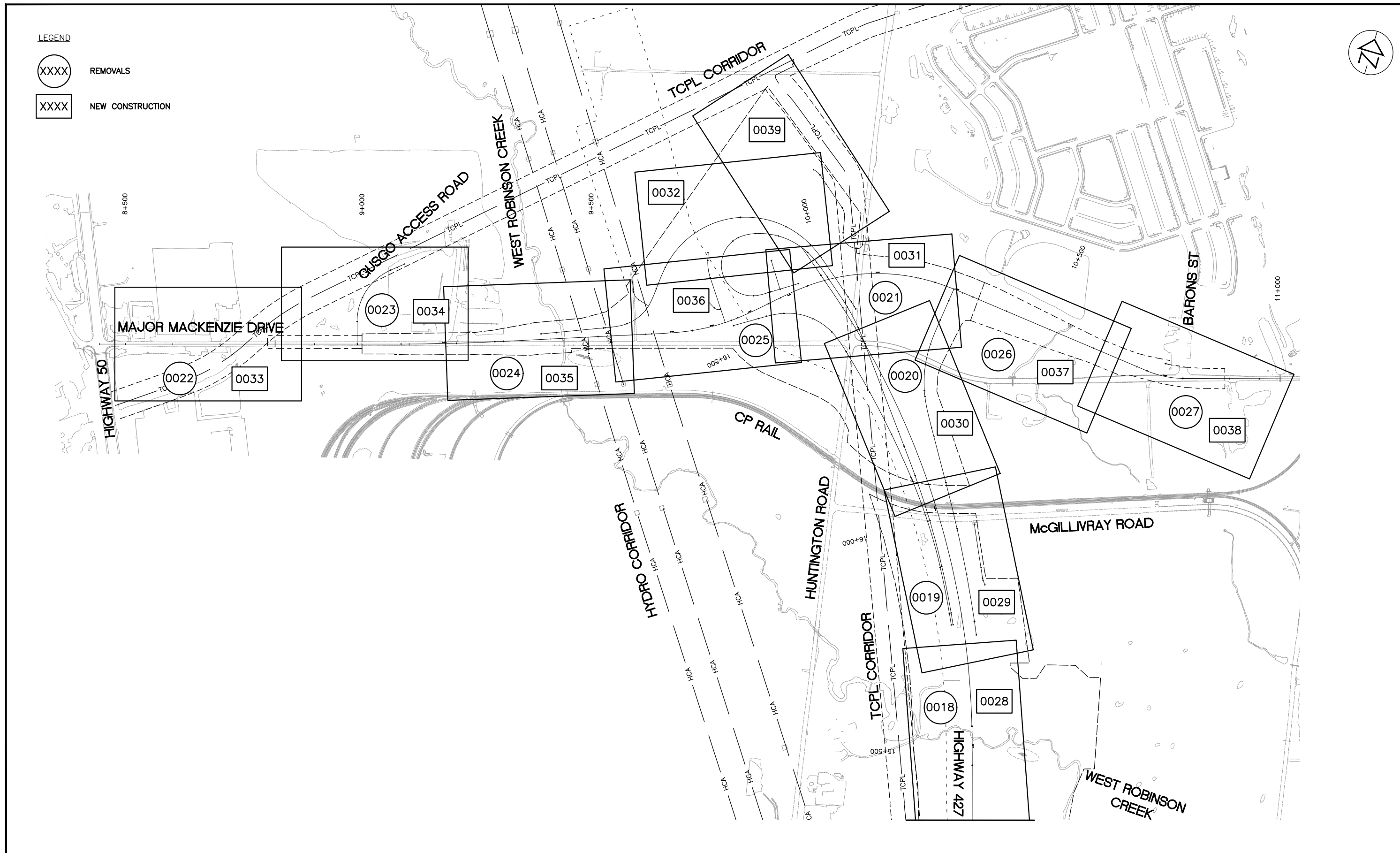
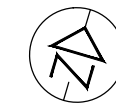




LEGEND

XXXX REMOVALS

XXXX NEW CONSTRUCTION



NO.	DATE	REVISIONS	BY	CHK	LEAD. ENGR.	PROJ. MGR.
C	18/03/02	90% SUBMISSION TO CA				
B	18/01/05	90% SUBMISSION TO CA				
A	17/12/01	90% SUBMISSION TO CA				

SCALE :  
  
N.T.S.

DESIGNED	Sharm Talagala
DRAWN	Arash Khaleghi
CHECKED	Duncan Campbell
APPROVED LEAD ENGINEER	Jonathan Mahacsi
APPROVED PROJ. MANAGER	Peter Bamforth

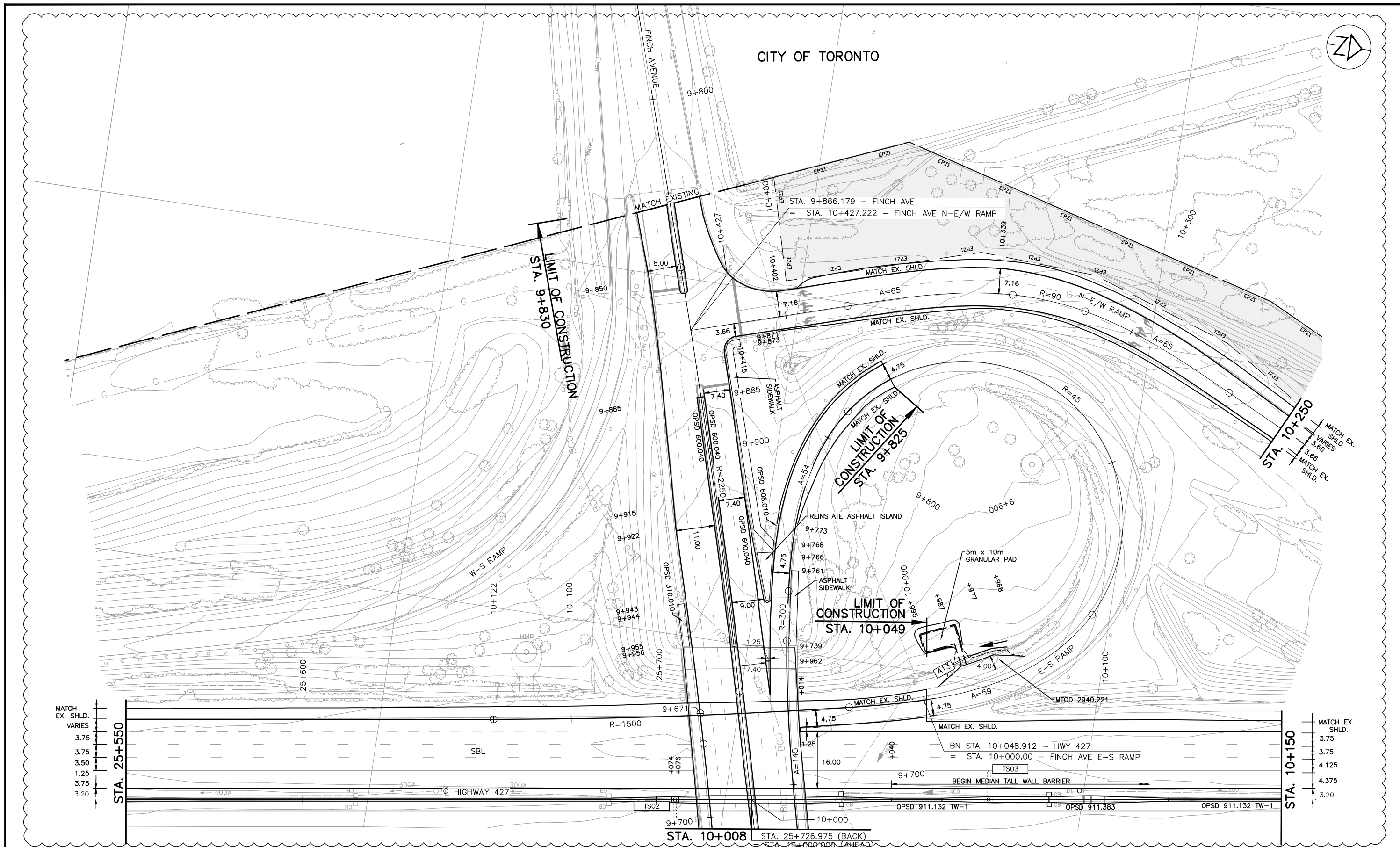
CONSULTANT	NAME (PRINT)	INIT.	DATE



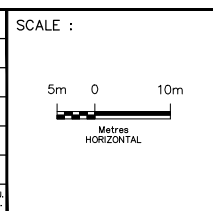
TITLE							
HWY 427 EXPANSION							
SHEET INDEX							
PROJECT ID.	STAGE IDENTIFIER	DESIGN PACKAGE NUMBER	DISCIPLINE	STRUCTURE NUMBER	DOCUMENT TYPE	DRAWING NUMBER	REVISION NUMBER
H427-D	N	3	HWY	000	DWG	0017	C







NO.	DATE	REVISIONS	BY	CHK	LEAD	PROJ.
C	18/03/20	90% SUBMISSION TO CA				
B	18/01/17	90% SUBMISSION TO CA				
A	18/01/12	90% SUBMISSION TO CA				



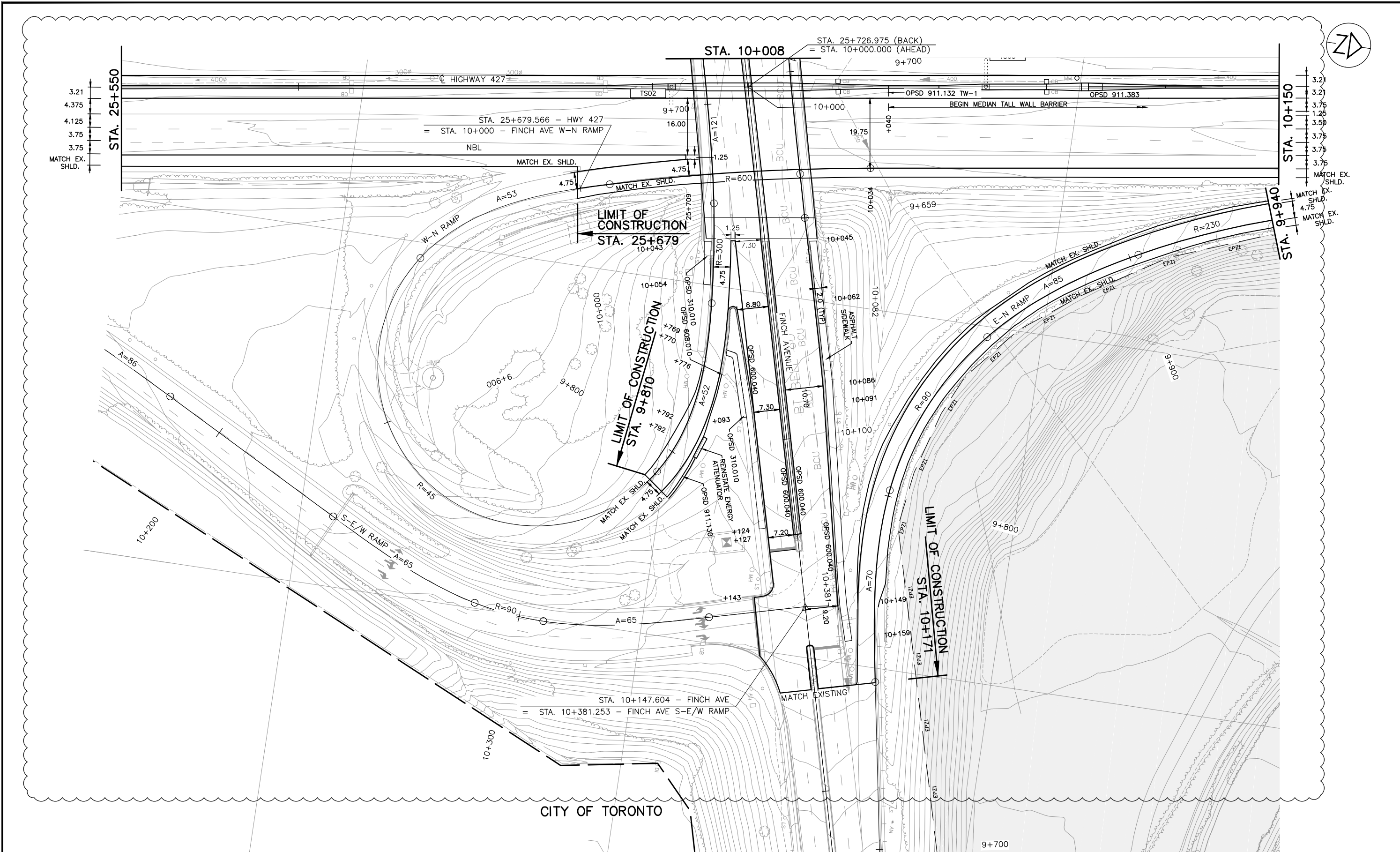
DESIGNED	PATRICK LECLERC
DRAWN	DAVID SANOSA
CHECKED	DUNCAN CAMPBELL
APPROVED LEAD ENGINEER	PATRICK LECLERC
APPROVED PROJ. MANAGER	PETER BAMFORTH

NAME (PRINT)	INIT.	DATE



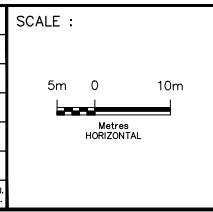
TITLE							
HWY 427 EXPANSION							
NEW CONSTRUCTION							
STA. 25+550 TO STA. 10+150							
PROJECT ID.	STAGE IDENTIFIER	DESIGN PACKAGE NUMBER	DISCIPLINE	STRUCTURE NUMBER	DOCUMENT TYPE	DRAWING NUMBER	REVISION NUMBER
H427-D	N	9	HWY	000	DWG	0191	C





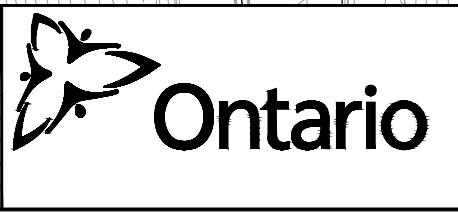
CITY OF TORONTO

NO.	DATE	REVISIONS	BY	CHK	LEAD	PROJ.
C	18/03/20	90% SUBMISSION TO CA				
B	18/01/17	90% SUBMISSION TO CA				
A	18/01/12	90% SUBMISSION TO CA				



DESIGNED	PATRICK LECLERC
DRAWN	DAVID SANOSA
CHECKED	DUNCAN CAMPBELL
APPROVED LEAD ENGINEER	PATRICK LECLERC
APPROVED PROJ. MANAGER	PETER BAMFORTH

NAME (PRINT)	INT.	DATE



TITLE							
HWY 427 EXPANSION							
NEW CONSTRUCTION							
STA. 25+550 TO STA. 10+150							
PROJECT ID.	STAGE IDENTIFIER	DESIGN PACKAGE NUMBER	DISCIPLINE	STRUCTURE NUMBER	DOCUMENT TYPE	DRAWING NUMBER	REVISION NUMBER
H427-D	N	9	HWY	000	DWG	0192	C



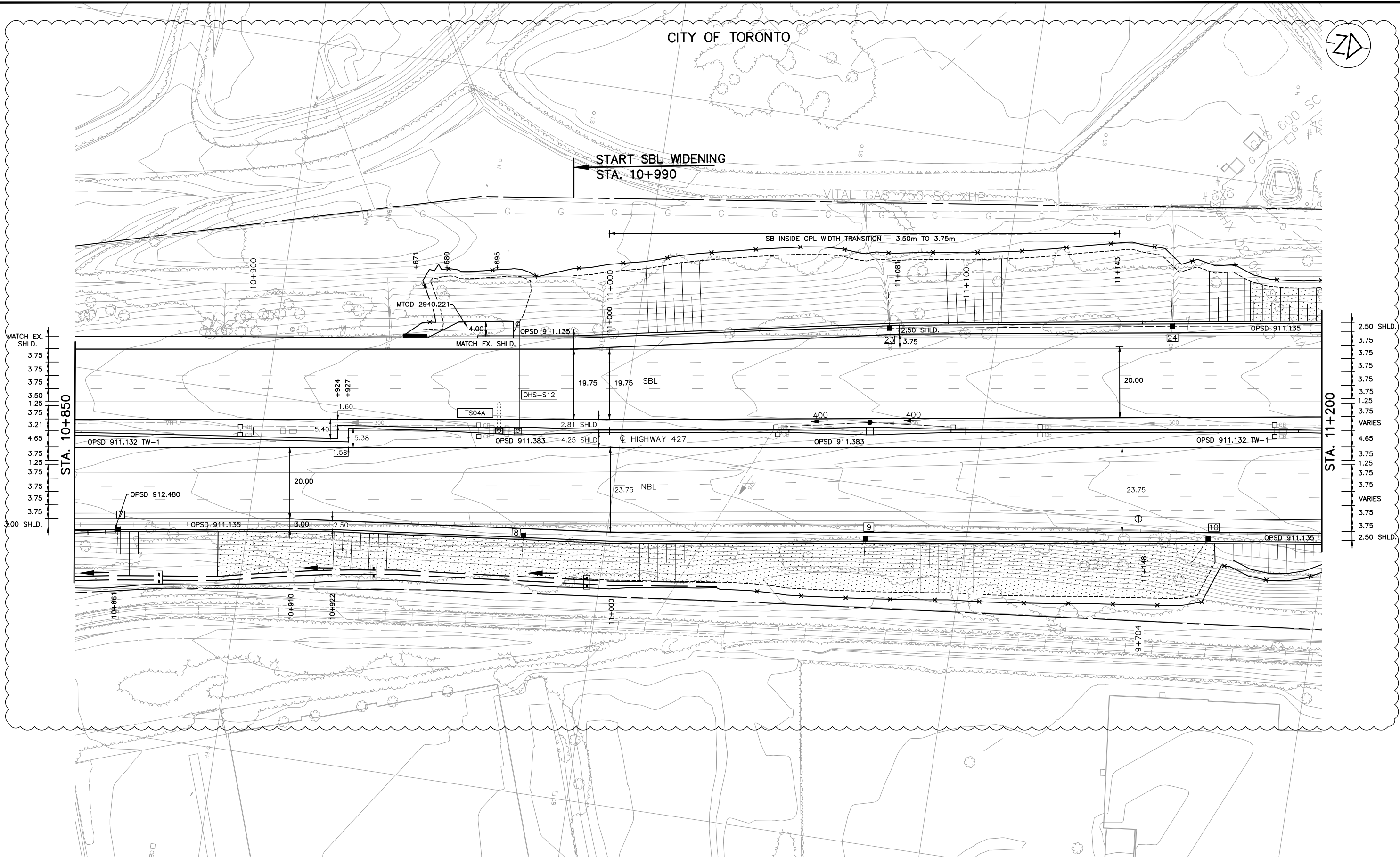








START SBL WIDENING  
STA. 10+990



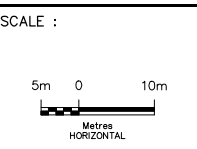
MATCH EX. SHLD.  
3.75  
3.75  
3.75  
3.50  
1.25  
3.75  
3.21  
4.65  
3.75  
1.25  
3.75  
3.75  
3.75  
3.75  
3.00 SHLD.

STA. 10+850

2.50 SHLD.  
3.75  
3.75  
3.75  
3.75  
1.25  
3.75  
VARIES  
3.75  
1.25  
3.75  
VARIES  
3.75  
3.75  
2.50 SHLD.

STA. 11+200

NO.	DATE	REVISIONS	BY	CHK	LEAD. DES.	PROJ. MGR.
C	18/03/20	90% SUBMISSION TO CA				
B	18/01/17	90% SUBMISSION TO CA				
A	18/01/12	90% SUBMISSION TO CA				



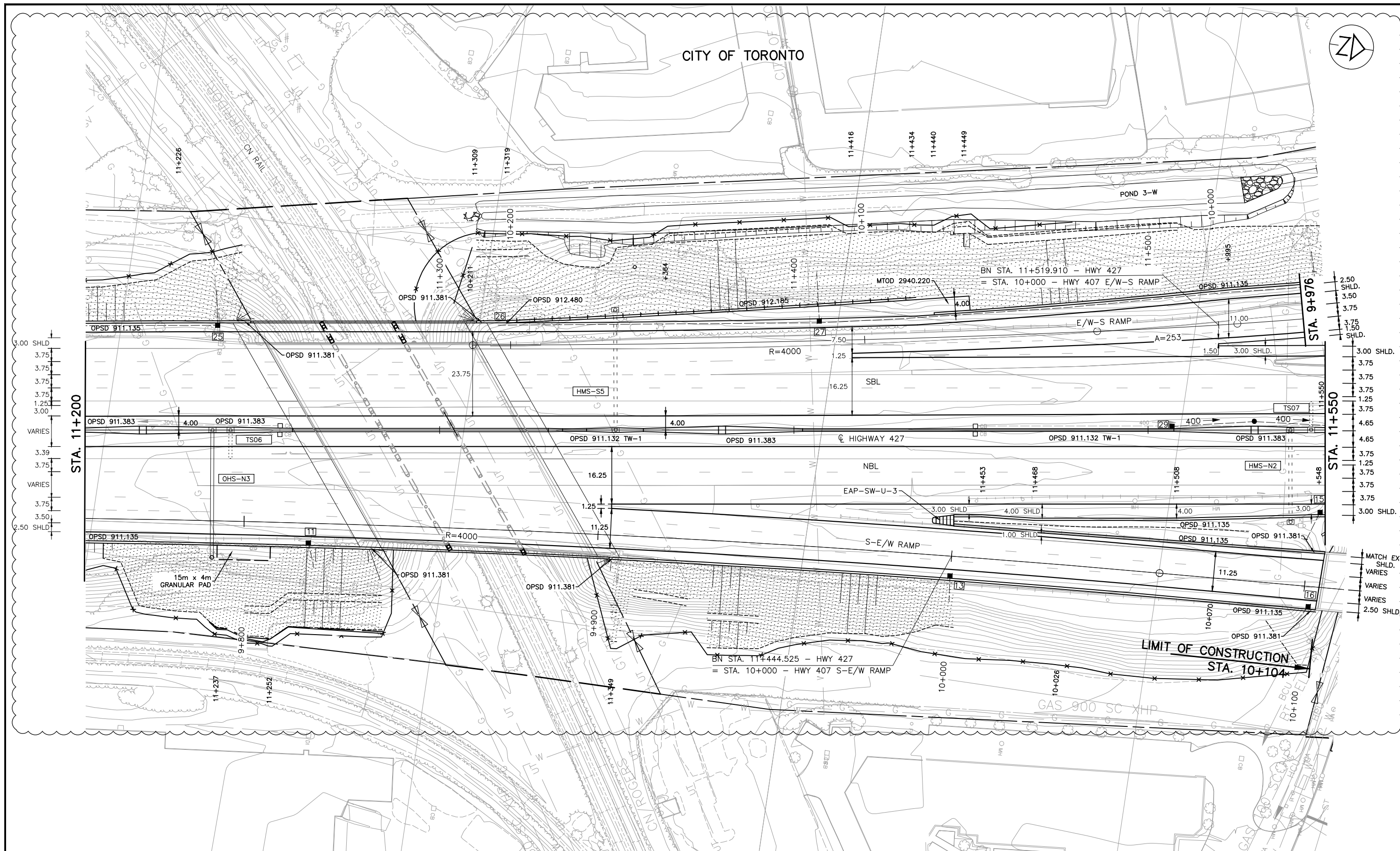
DESIGNED	PATRICK LECLERC		
DRAWN	DAVID SANOSA		
CHECKED	DUNCAN CAMPBELL		
APPROVED LEAD ENGINEER	PATRICK LECLERC		
APPROVED PROJ. MANAGER	PETER BAMFORTH		
CONSULTANT			
	NAME (PRINT)	INIT.	DATE



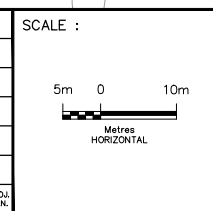
TITLE							
HWY 427 EXPANSION							
NEW CONSTRUCTION							
STA. 10+850 TO STA. 11+200							
PROJECT ID.	STAGE IDENTIFIER	DESIGN PACKAGE NUMBER	DISCIPLINE	STRUCTURE NUMBER	DOCUMENT TYPE	DRAWING NUMBER	REVISION NUMBER
H427-D	N	9	HWY	000	DWG	0195	C



CITY OF TORONTO



NO.	DATE	REVISIONS	BY	CHK	LEAD. DISC.	PROJ. MAN.
C	18/03/20	90% SUBMISSION TO CA				
B	18/01/17	90% SUBMISSION TO CA				
A	18/01/12	90% SUBMISSION TO CA				

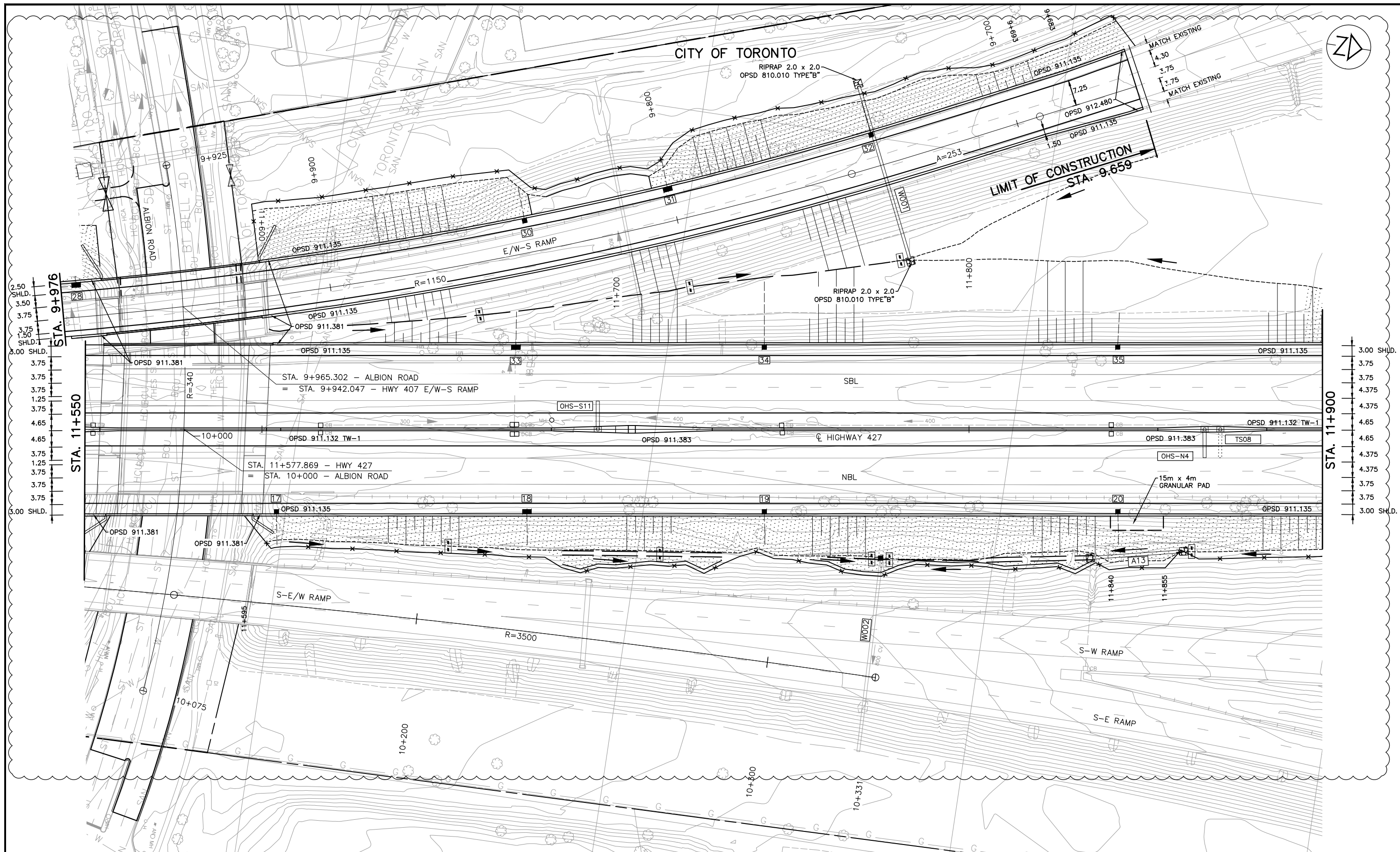


CONSULTANT	DESIGNED	PATRICK LECLERC		
	DRAWN	DAVID SANOSA		
	CHECKED	DUNCAN CAMPBELL		
	APPROVED LEAD ENGINEER	PATRICK LECLERC		
	APPROVED PROJ. MANAGER	PETER BAMFORTH		
			NAME (PRINT)	INIT. DATE

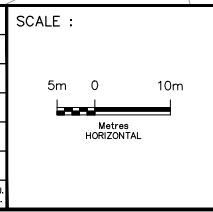


TITLE							
HWY 427 EXPANSION							
NEW CONSTRUCTION							
STA. 11+200 TO STA. 11+550							
PROJECT ID.	STAGE IDENTIFIER	DESIGN PACKAGE NUMBER	DISCIPLINE	STRUCTURE NUMBER	DOCUMENT TYPE	DRAWING NUMBER	REVISION NUMBER
H427-D	N	9	HWY	000	DWG	0196	C





NO.	DATE	REVISIONS	BY	CHK	LEAD.	PROJ. MAN.
C	18/03/20	90% SUBMISSION TO CA				
B	18/01/17	90% SUBMISSION TO CA				
A	18/01/12	90% SUBMISSION TO CA				



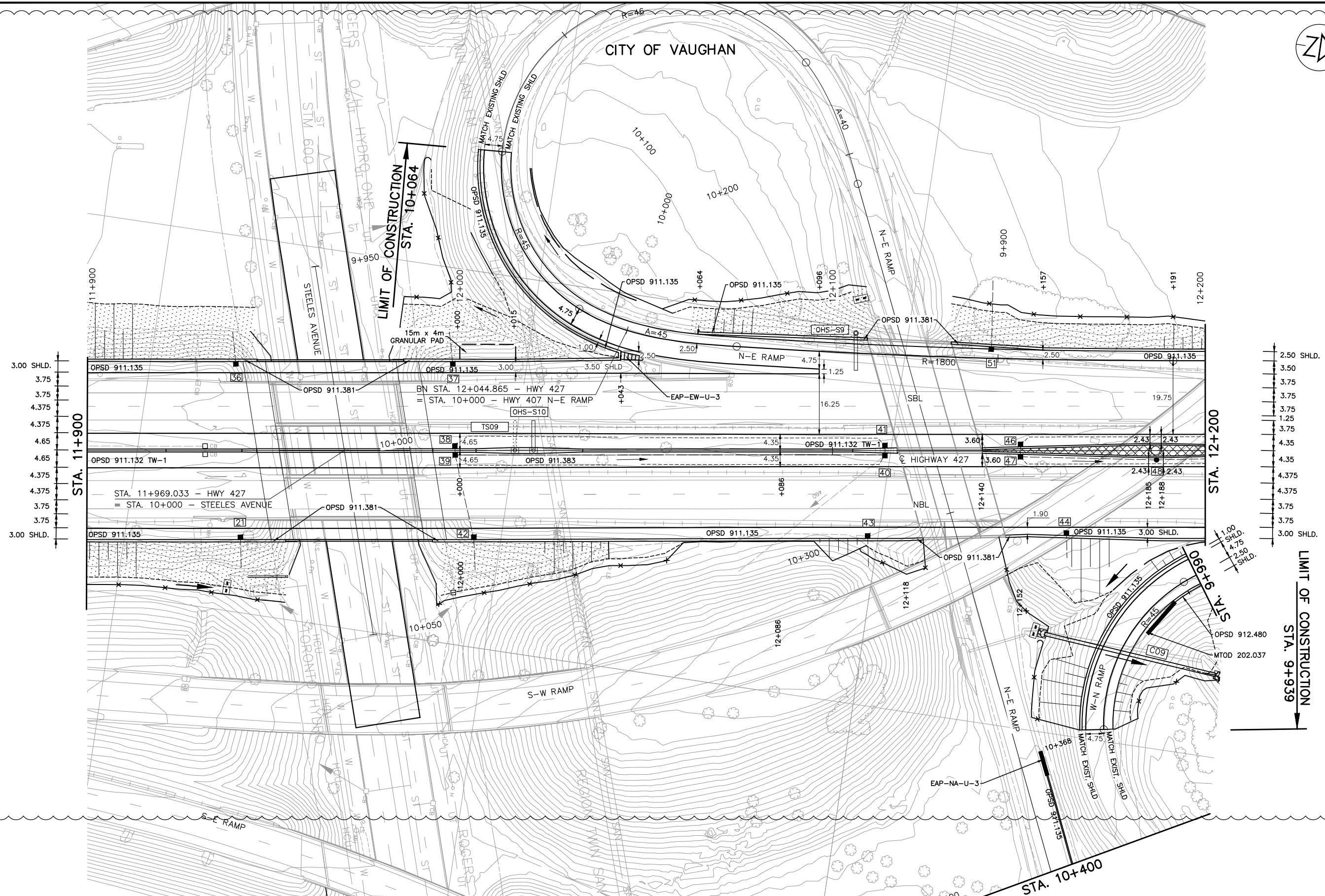
DESIGNED	PATRICK LECLERC
DRAWN	DAVID SANOSA
CHECKED	DUNCAN CAMPBELL
APPROVED LEAD ENGINEER	PATRICK LECLERC
APPROVED PROJ. MANAGER	PETER BAMFORTH

NAME (PRINT)	INIT.	DATE

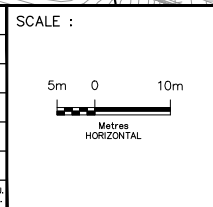


TITLE							
HWY 427 EXPANSION							
NEW CONSTRUCTION							
STA. 11+550 TO STA. 11+900							
PROJECT ID.	STAGE IDENTIFIER	DESIGN PACKAGE NUMBER	DISCIPLINE	STRUCTURE NUMBER	DOCUMENT TYPE	DRAWING NUMBER	REVISION NUMBER
H427-D	N	9	HWY	000	DWG	0197	C





NO.	DATE	REVISIONS	BY	CHK	LEAD	PROJ.
C	18/03/20	90% SUBMISSION TO CA				
B	18/01/17	90% SUBMISSION TO CA				
A	18/01/12	90% SUBMISSION TO CA				



DESIGNED	PATRICK LECLERC
DRAWN	DAVID SANOSA
CHECKED	DUNCAN CAMPBELL
APPROVED LEAD ENGINEER	PATRICK LECLERC
APPROVED PROJ. MANAGER	PETER BAMFORTH

NAME (PRINT)	INIT.	DATE

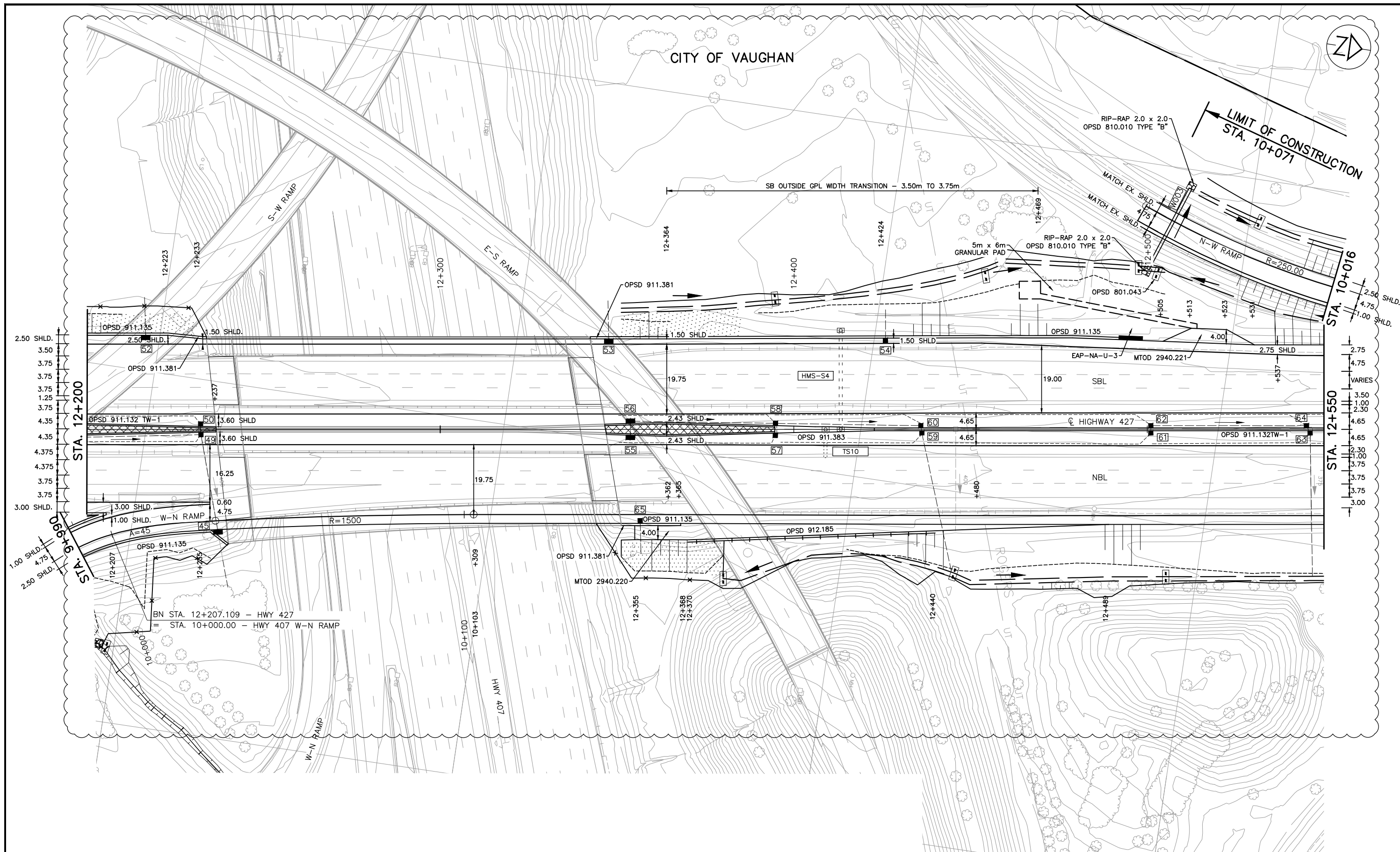


TITLE						
HWY 427 EXPANSION						
NEW CONSTRUCTION						
STA. 11+900 TO STA. 12+200						
PROJECT ID.	STAGE IDENTIFIER	DESIGN PACKAGE NUMBER	DISCIPLINE	STRUCTURE NUMBER	DOCUMENT TYPE	DRAWING NUMBER
H427-D	N	9	HWY	000	DWG	0198
						C

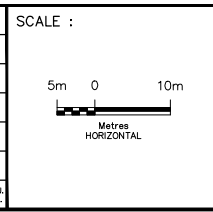








NO.	DATE	REVISIONS	BY	CHK	LEAD	PROJ.
					DISC.	MAN.
C	18/03/20	90% SUBMISSION TO CA				
B	18/01/17	90% SUBMISSION TO CA				
A	18/01/12	90% SUBMISSION TO CA				



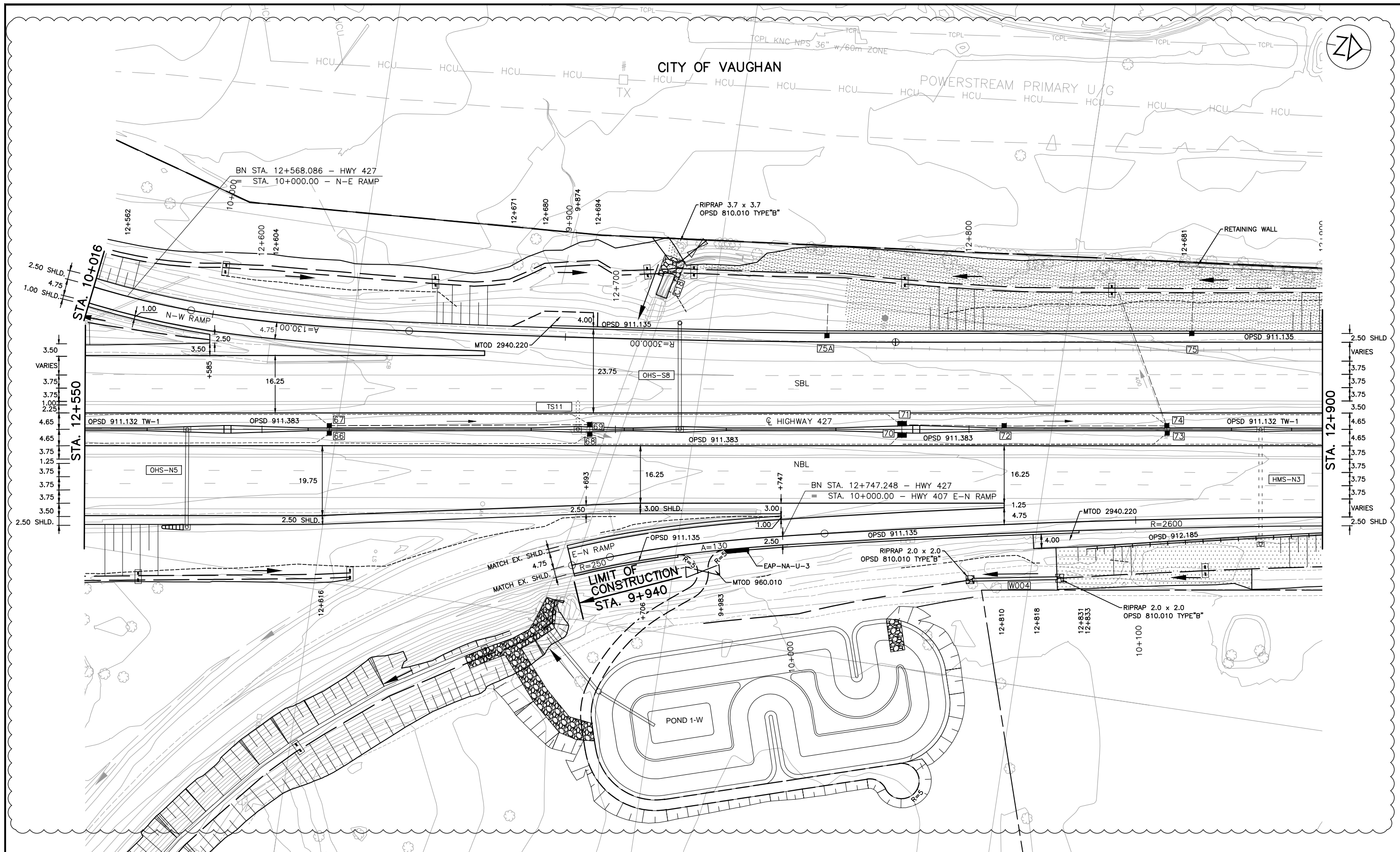
DESIGNED	PATRICK LECLERC
DRAWN	DAVID SANOSA
CHECKED	DUNCAN CAMPBELL
APPROVED LEAD ENGINEER	PATRICK LECLERC
APPROVED PROJ. MANAGER	PETER BAMFORTH

CONSULTANT	NAME (PRINT)	INIT.	DATE

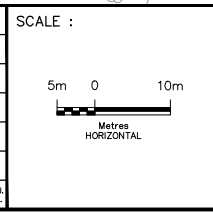


TITLE							
HWY 427 EXPANSION							
NEW CONSTRUCTION							
STA. 12+200 TO STA. 12+550							
PROJECT ID.	STAGE IDENTIFIER	DESIGN PACKAGE NUMBER	DISCIPLINE	STRUCTURE NUMBER	DOCUMENT TYPE	DRAWING NUMBER	REVISION NUMBER
H427-D	N	9	HWY	000	DWG	0200	C





NO.	DATE	REVISIONS	BY	CHK	LEAD	PROJ.
C	18/03/20	90% SUBMISSION TO CA				
B	18/01/17	90% SUBMISSION TO CA				
A	18/01/12	90% SUBMISSION TO CA				



DESIGNED	PATRICK LECLERC
DRAWN	DAVID SANOSA
CHECKED	DUNCAN CAMPBELL
APPROVED LEAD ENGINEER	PATRICK LECLERC
APPROVED PROJ. MANAGER	PETER BAMFORTH

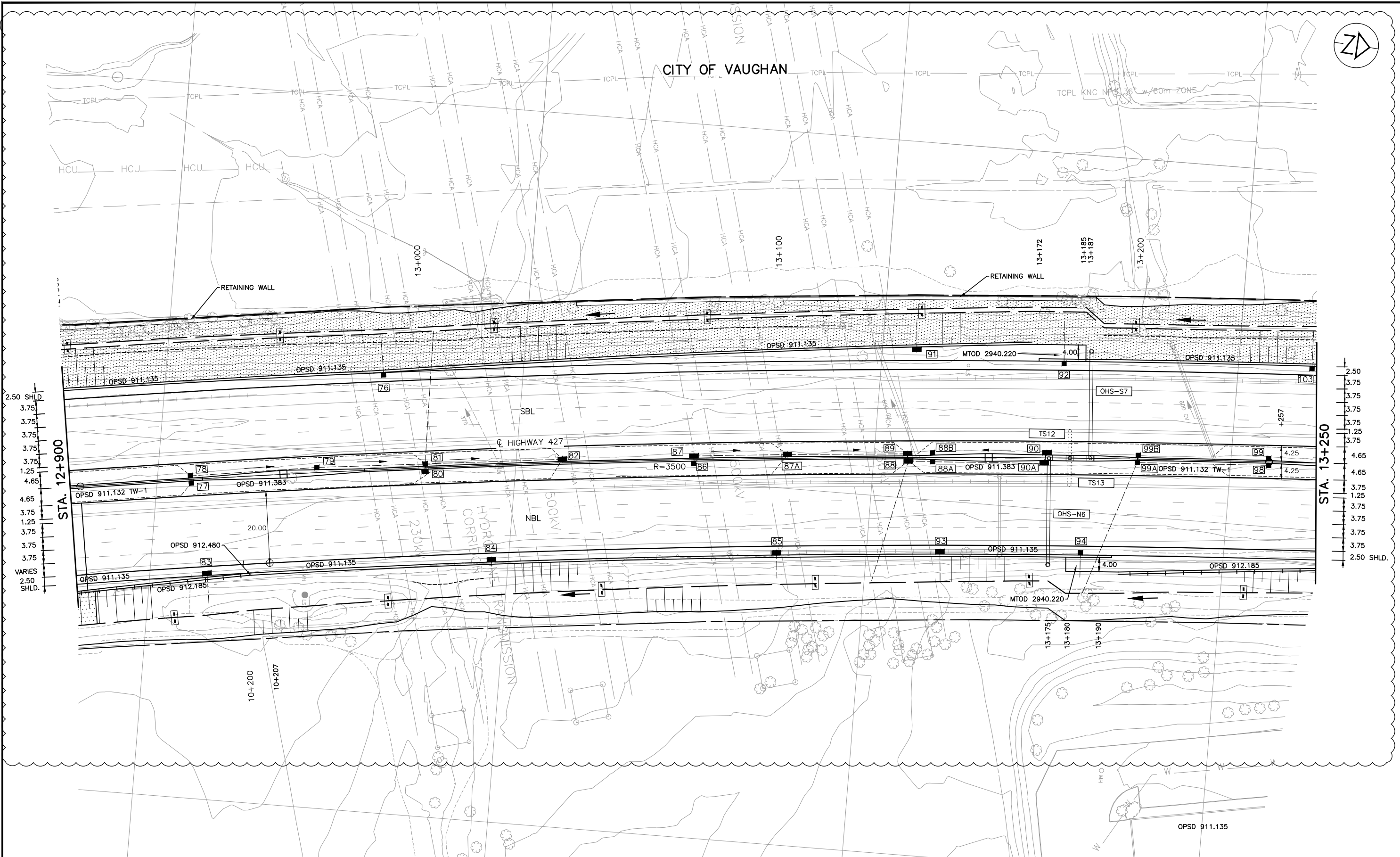
NAME (PRINT)	INIT.	DATE



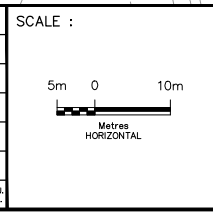
TITLE							
HWY 427 EXPANSION							
NEW CONSTRUCTION							
STA. 12+550 TO STA. 12+900							
PROJECT ID.	STAGE IDENTIFIER	DESIGN PACKAGE NUMBER	DISCIPLINE	STRUCTURE NUMBER	DOCUMENT TYPE	DRAWING NUMBER	REVISION NUMBER
H427-D	N	9	HWY	000	DWG	0201	C



CITY OF VAUGHAN



NO.	DATE	REVISIONS	BY	CHK	LEAD	PROJ.
C	18/03/20	90% SUBMISSION TO CA				
B	18/01/17	90% SUBMISSION TO CA				
A	18/01/12	90% SUBMISSION TO CA				



DESIGNED	PATRICK LECLERC
DRAWN	DAVID SANOSA
CHECKED	DUNCAN CAMPBELL
APPROVED LEAD ENGINEER	PATRICK LECLERC
APPROVED PROJ. MANAGER	PETER BAMFORTH

NAME (PRINT)	INT.	DATE



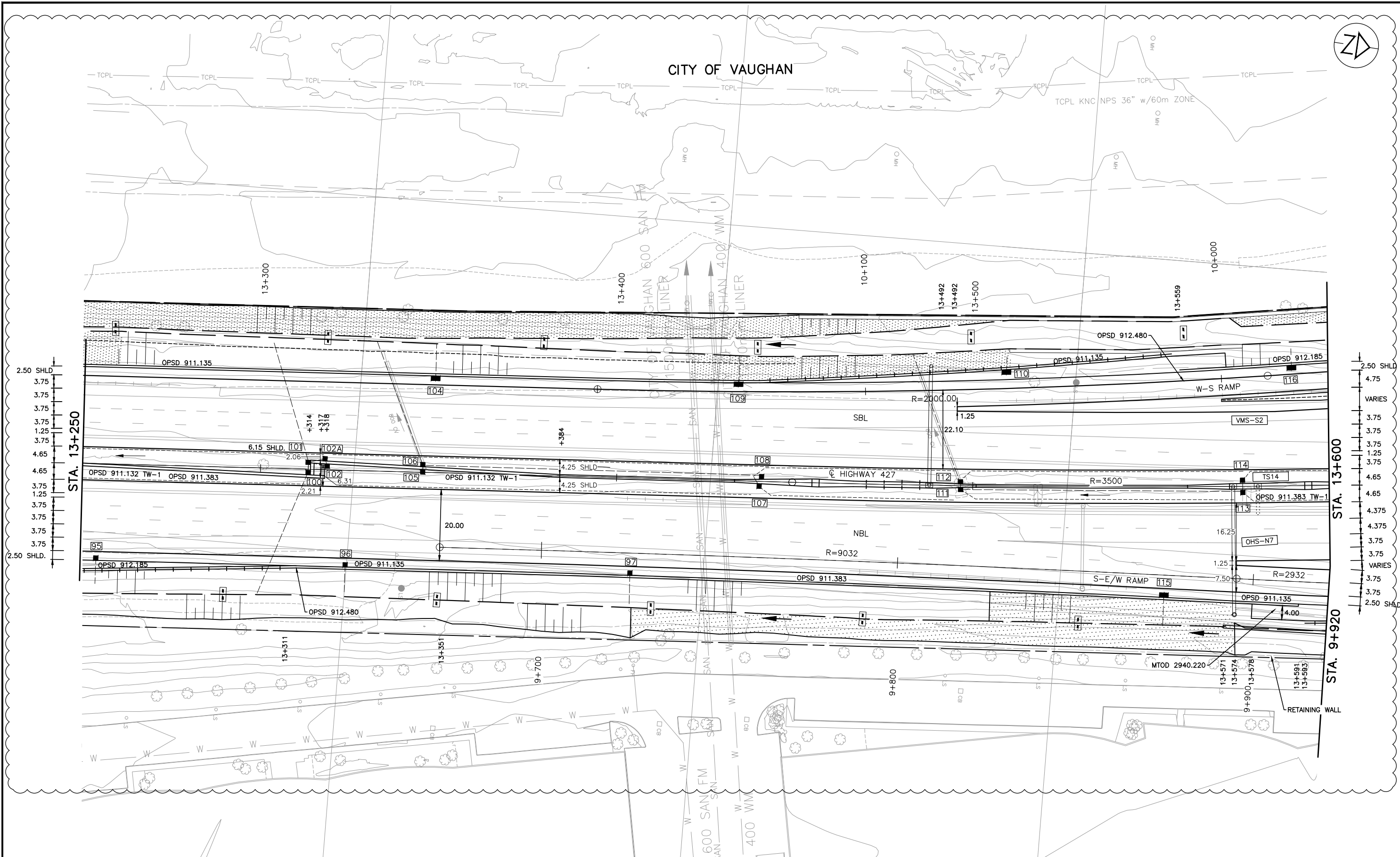
TITLE							
HWY 427 EXPANSION							
NEW CONSTRUCTION							
STA. 12+900 TO STA. 13+250							
PROJECT ID.	STAGE IDENTIFIER	DESIGN PACKAGE NUMBER	DISCIPLINE	STRUCTURE NUMBER	DOCUMENT TYPE	DRAWING NUMBER	REVISION NUMBER
H427-D	N	9	HWY	000	DWG	0202	C



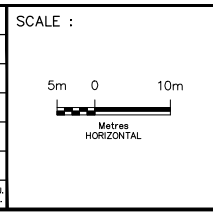


CITY OF VAUGHAN

TCPL KNC NPS 36" w/60m ZONE



NO.	DATE	REVISIONS	BY	CHK	LEAD. DES.	PROJ. MAN.
C	18/03/20	90% SUBMISSION TO CA				
B	18/01/17	90% SUBMISSION TO CA				
A	18/01/12	90% SUBMISSION TO CA				



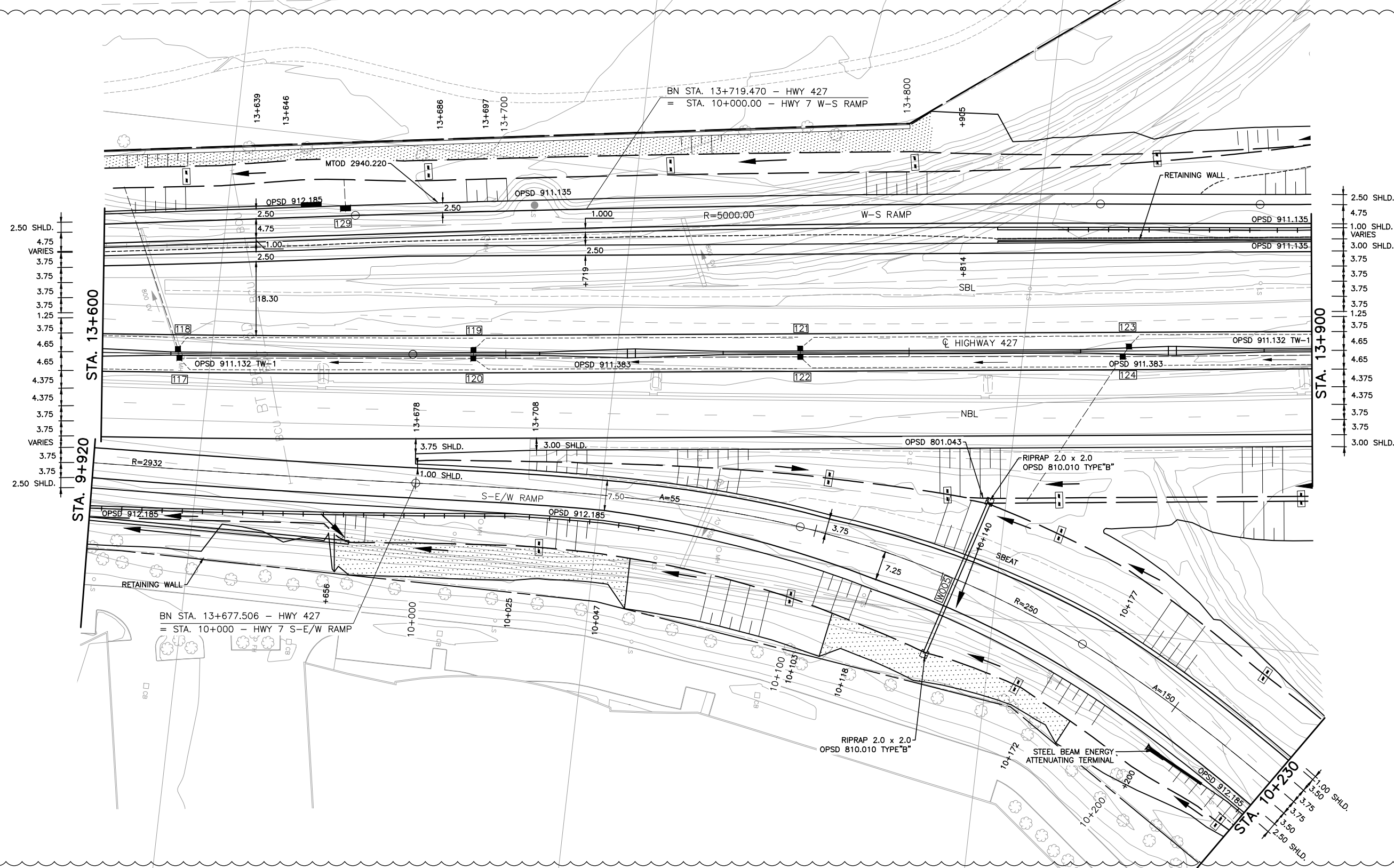


DESIGNED	PATRICK LECLERC	
DRAWN	DAVID SANOSA	
CHECKED	DUNCAN CAMPBELL	
APPROVED LEAD ENGINEER	PATRICK LECLERC	
APPROVED PROJ. MANAGER	PETER BAMFORTH	
NAME (PRINT)	INIT.	DATE

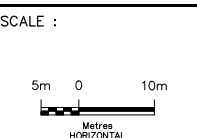
CONSULTANT		
DESIGNED	PATRICK LECLERC	
DRAWN	DAVID SANOSA	
CHECKED	DUNCAN CAMPBELL	
APPROVED LEAD ENGINEER	PATRICK LECLERC	
APPROVED PROJ. MANAGER	PETER BAMFORTH	
NAME (PRINT)	INIT.	DATE



TITLE							
HWY 427 EXPANSION							
NEW CONSTRUCTION							
STA. 13+250 TO STA. 13+600							
PROJECT ID.	STAGE IDENTIFIER	DESIGN PACKAGE NUMBER	DISCIPLINE	STRUCTURE NUMBER	DOCUMENT TYPE	DRAWING NUMBER	REVISION NUMBER
H427-D	N	9	HWY	000	DWG	0203	C



NO.	DATE	REVISIONS	BY	CHK	LEAD. DES.	PROJ. MGR.
C	18/03/20	90% SUBMISSION TO CA				
B	18/01/17	90% SUBMISSION TO CA				
A	18/01/12	90% SUBMISSION TO CA				

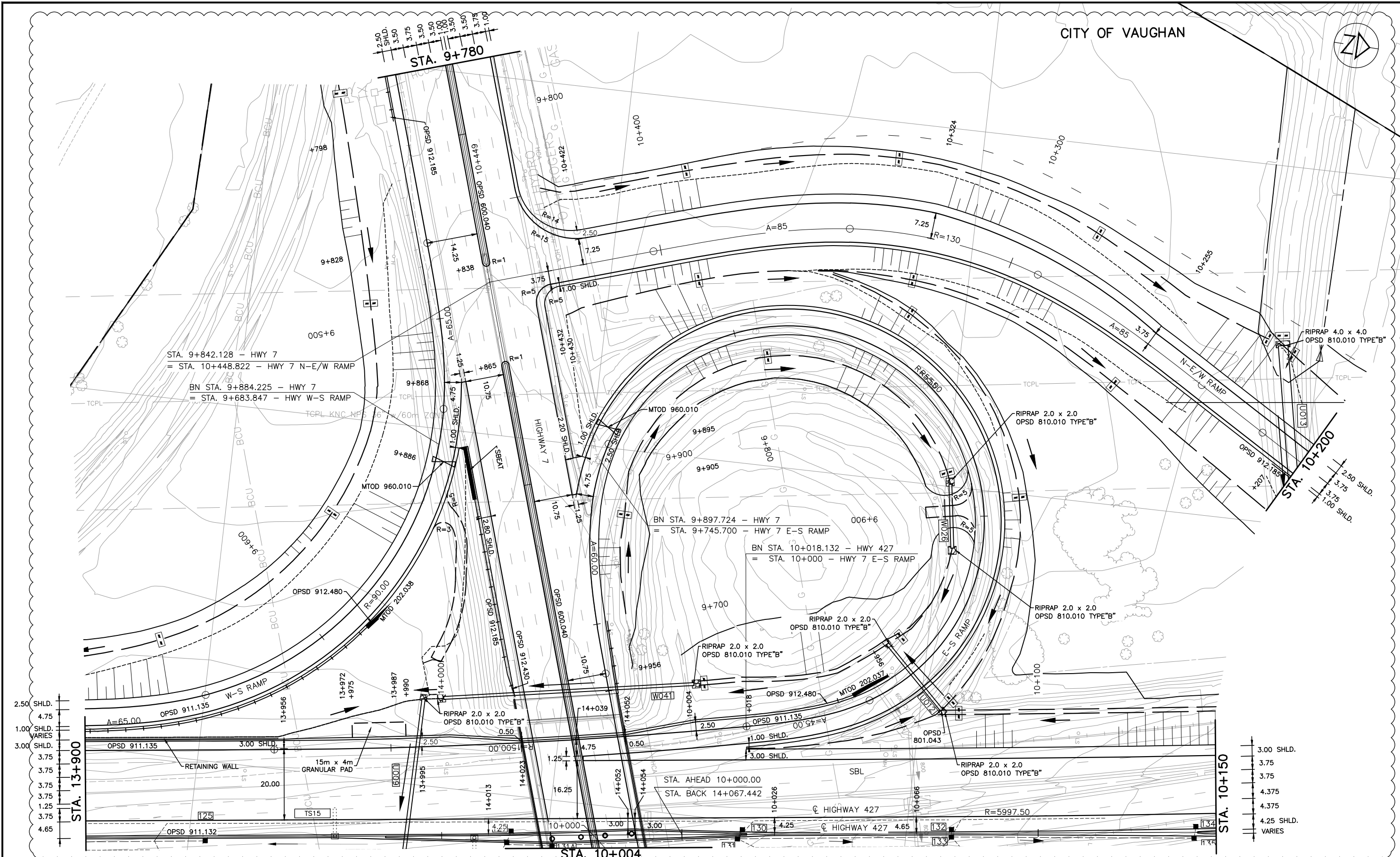


DESIGNED	PATRICK LECLERC	INIT.	DATE
DRAWN	DAVID SANOSA		
CHECKED	DUNCAN CAMPBELL		
APPROVED LEAD ENGINEER	PATRICK LECLERC		
APPROVED PROJ. MANAGER	PETER BAMFORTH		

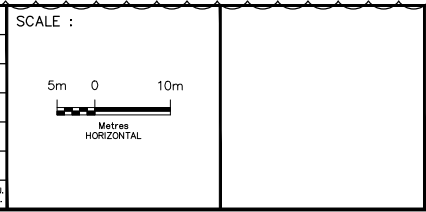


TITLE							
HWY 427 EXPANSION							
NEW CONSTRUCTION							
STA. 13+600 TO STA. 13+900							
PROJECT ID.	STAGE IDENTIFIER	DESIGN PACKAGE NUMBER	DISCIPLINE	STRUCTURE NUMBER	DOCUMENT TYPE	DRAWING NUMBER	REVISION NUMBER
H427-D	N	9	HWY	000	DWG	0204	C





NO.	DATE	REVISIONS
C	18/03/20	90% SUBMISSION TO CA
B	18/01/17	90% SUBMISSION TO CA
A	18/01/12	90% SUBMISSION TO CA

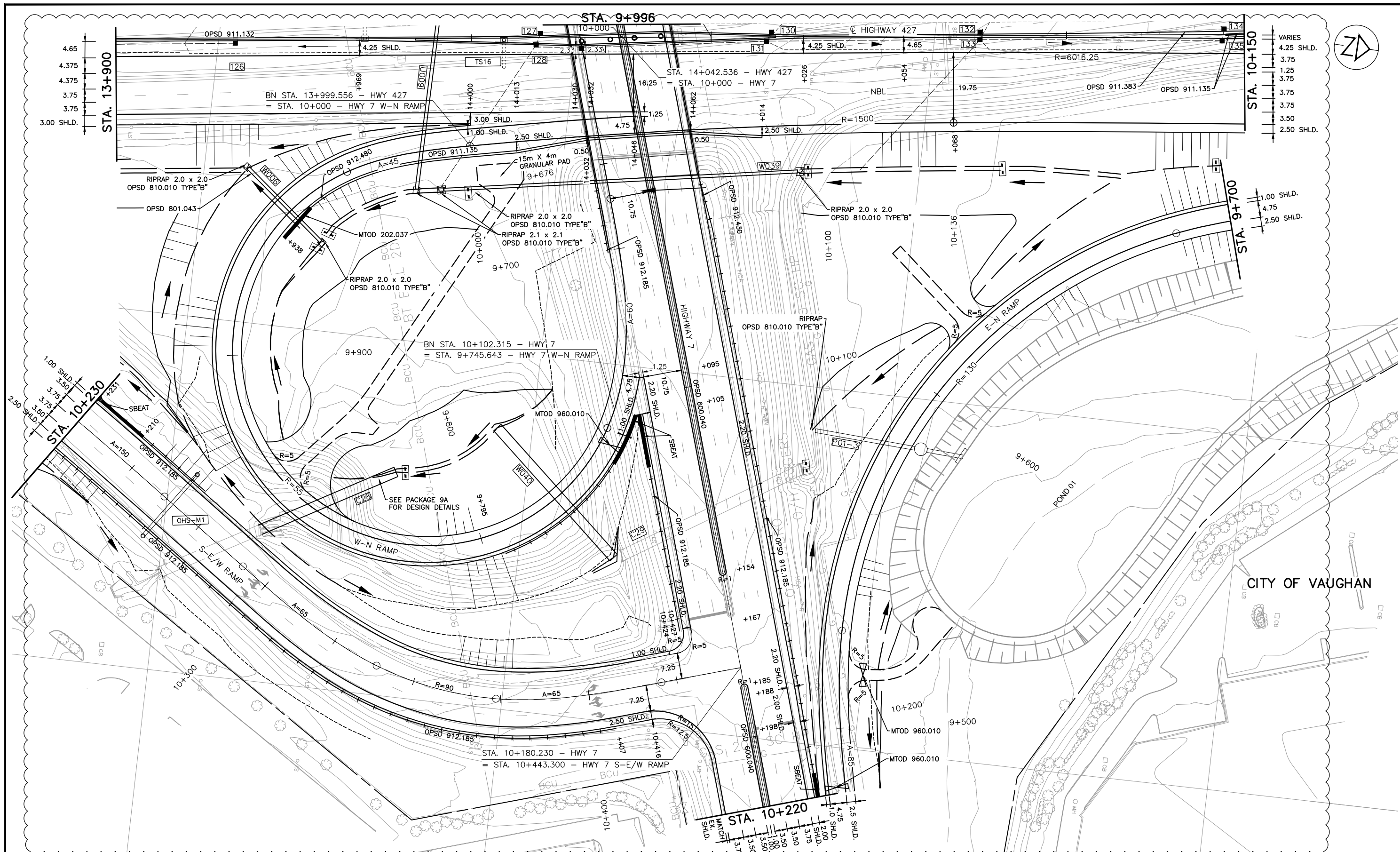


DESIGNED	PATRICK LECLERC
DRAWN	DAVID SANOSA
CHECKED	DUNCAN CAMPBELL
APPROVED LEAD ENGINEER	PATRICK LECLERC
APPROVED PROJ. MANAGER	PETER BAMFORTH

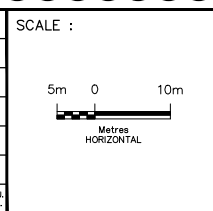


<p><b>HWY 427 EXPANSION</b></p> <p><b>NEW CONSTRUCTION</b></p> <p><b>STA. 13+900 TO STA. 10+150</b></p>							
PROJECT ID.	STAGE IDENTIFIER	DESIGN PACKAGE NUMBER	DISCIPLINE	STRUCTURE NUMBER	DOCUMENT TYPE	DRAWING NUMBER	REVISION NUMBER
H427-D	N	9	HWY	000	DWG	0205	C





NO.	DATE	REVISIONS	BY	CHK	LEAD	PROJ.
					ENGR.	MAN.
C	18/03/20	90% SUBMISSION TO CA				
B	18/01/17	90% SUBMISSION TO CA				
A	18/01/12	90% SUBMISSION TO CA				



DESIGNED	PATRICK LECLERC
DRAWN	DAVID SANOSA
CHECKED	DUNCAN CAMPBELL
APPROVED LEAD ENGINEER	PATRICK LECLERC
APPROVED PROJ. MANAGER	PETER BAMFORTH

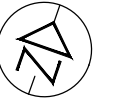
NAME (PRINT)	INT.	DATE



TITLE							
HWY 427 EXPANSION							
NEW CONSTRUCTION							
STA. 13+900 TO STA. 10+150							
PROJECT ID.	STAGE IDENTIFIER	DESIGN PACKAGE NUMBER	DISCIPLINE	STRUCTURE NUMBER	DOCUMENT TYPE	DRAWING NUMBER	REVISION NUMBER
H427-D	N	9	HWY	000	DWG	0206	C

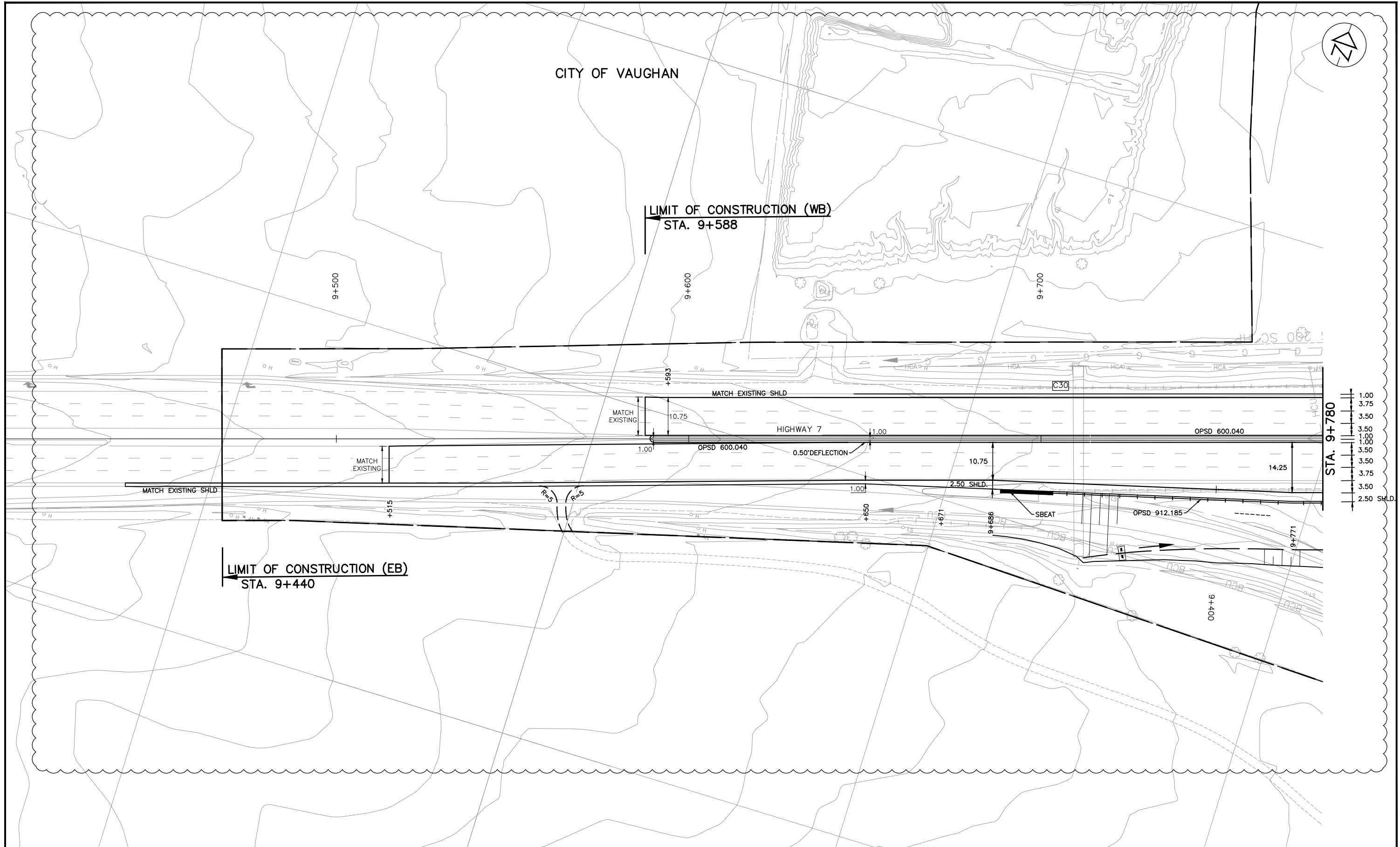


CITY OF VAUGHAN

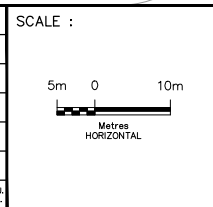


LIMIT OF CONSTRUCTION (WB)  
STA. 9+588

LIMIT OF CONSTRUCTION (EB)  
STA. 9+440



NO.	DATE	REVISIONS	BY	CHK	LEAD. DISC.	PROJ. MGR.
C	18/03/20	90% SUBMISSION TO CA				
B	18/01/17	90% SUBMISSION TO CA				
A	18/01/12	90% SUBMISSION TO CA				

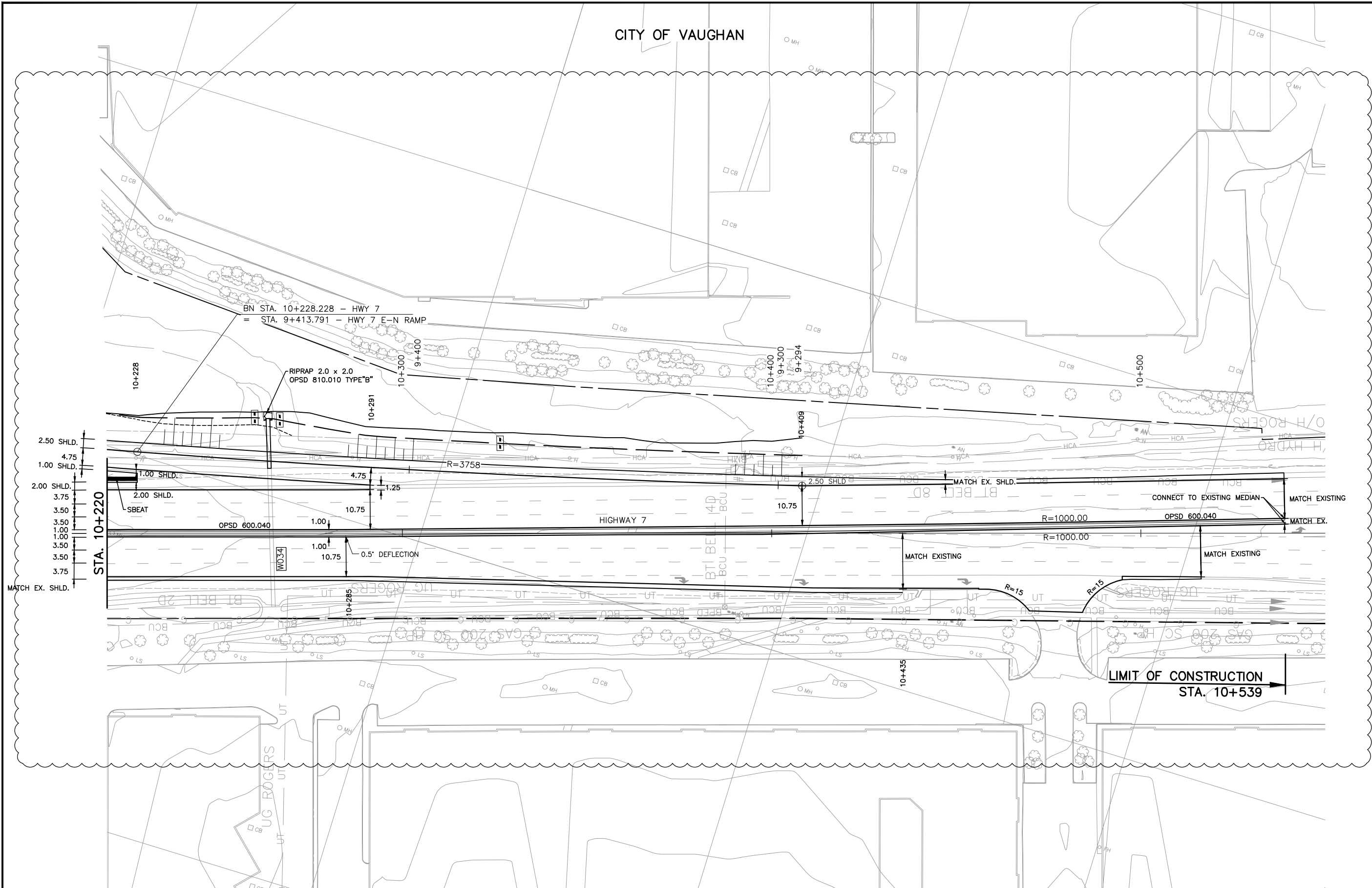
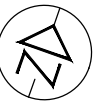


DESIGNED	PATRICK LECLERC		
DRAWN	DAVID SANOSA		
CHECKED	DUNCAN CAMPBELL		
APPROVED LEAD ENGINEER	PATRICK LECLERC		
APPROVED PROJ. MANAGER	PETER BAMFORTH		

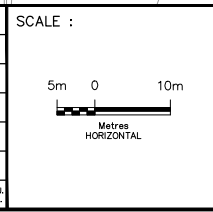
CONSULTANT	NAME (PRINT)	INIT.	DATE



TITLE							
HWY 427 EXPANSION							
NEW CONSTRUCTION							
HIGHWAY 7							
STA. 9+440 TO STA. 9+780							
PROJECT ID.	STAGE IDENTIFIER	DESIGN PACKAGE NUMBER	DISCIPLINE	STRUCTURE NUMBER	DOCUMENT TYPE	DRAWING NUMBER	REVISION NUMBER
H427-D	N	9	HWY	000	DWG	0207	C

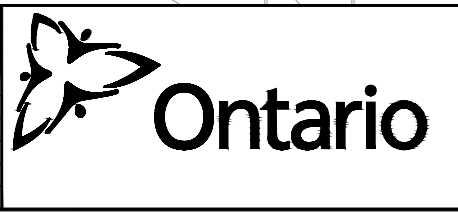


NO.	DATE	REVISIONS	BY	CHK	LEAD. DES.	PROJ. MAN.
C	18/03/20	90% SUBMISSION TO CA				
B	18/01/17	90% SUBMISSION TO CA				
A	18/01/12	90% SUBMISSION TO CA				



DESIGNED	PATRICK LECLERC		
DRAWN	DAVID SANOSA		
CHECKED	DUNCAN CAMPBELL		
APPROVED LEAD ENGINEER	PATRICK LECLERC		
APPROVED PROJ. MANAGER	PETER BAMFORTH		

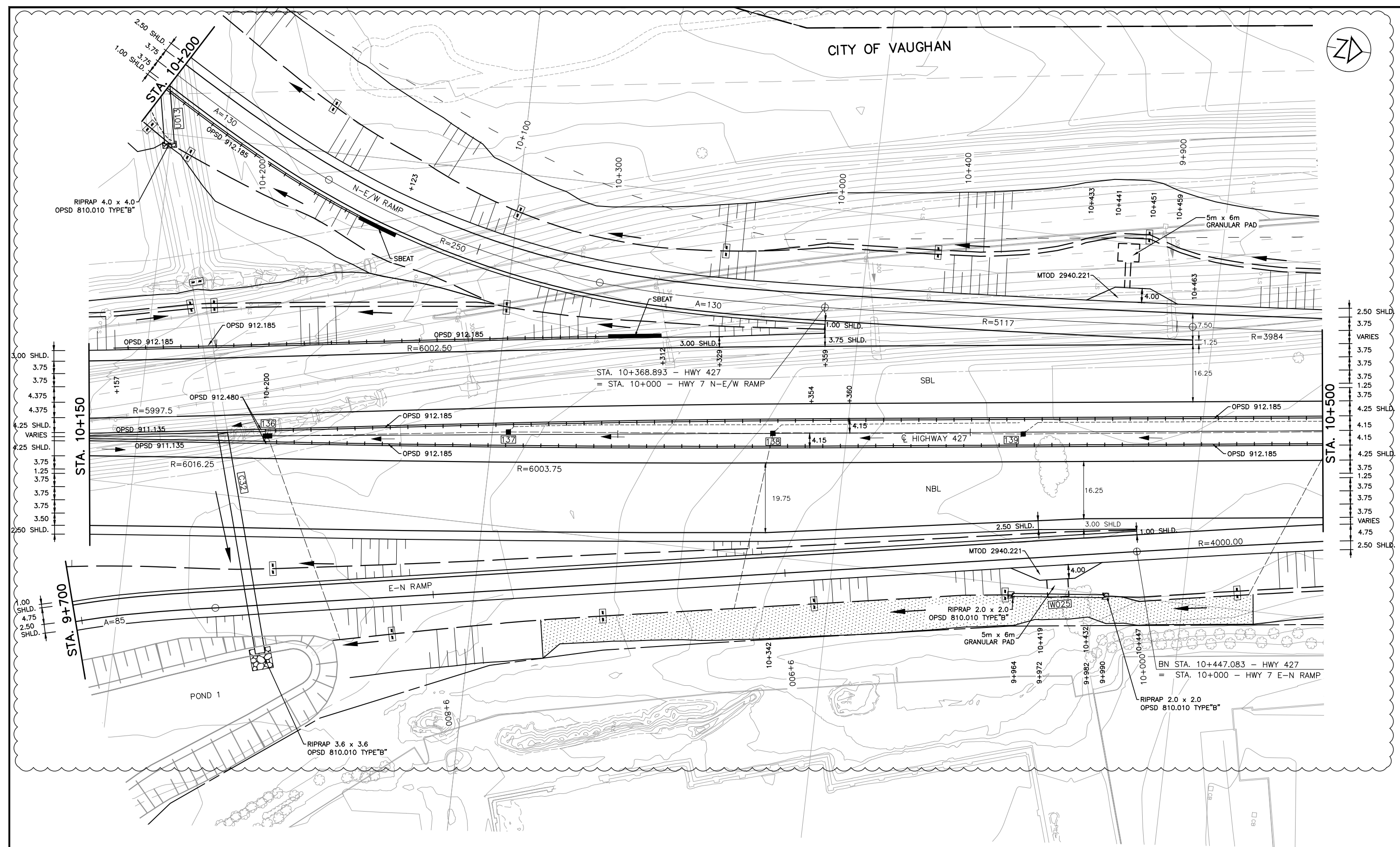
CONSULTANT	NAME (PRINT)	INT.	DATE



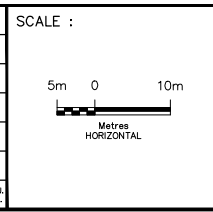
TITLE							
HWY 427 EXPANSION							
NEW CONSTRUCTION							
HIGHWAY 7							
STA. 10+220 TO STA. 10+539							
PROJECT ID.	STAGE IDENTIFIER	DESIGN PACKAGE NUMBER	DISCIPLINE	STRUCTURE NUMBER	DOCUMENT TYPE	DRAWING NUMBER	REVISION NUMBER
H427-D	N	9	HWY	000	DWG	0208	C



CITY OF VAUGHAN



NO.	DATE	REVISIONS	BY	CHK	LEAD. ENGR.	PROJ. MGR.
C	18/03/20	90% SUBMISSION TO CA				
B	18/01/17	90% SUBMISSION TO CA				
A	18/01/12	90% SUBMISSION TO CA				



DESIGNED	PATRICK LECLERC
DRAWN	DAVID SANOSA
CHECKED	DUNCAN CAMPBELL
APPROVED LEAD ENGINEER	PATRICK LECLERC
APPROVED PROJ. MANAGER	PETER BAMFORTH

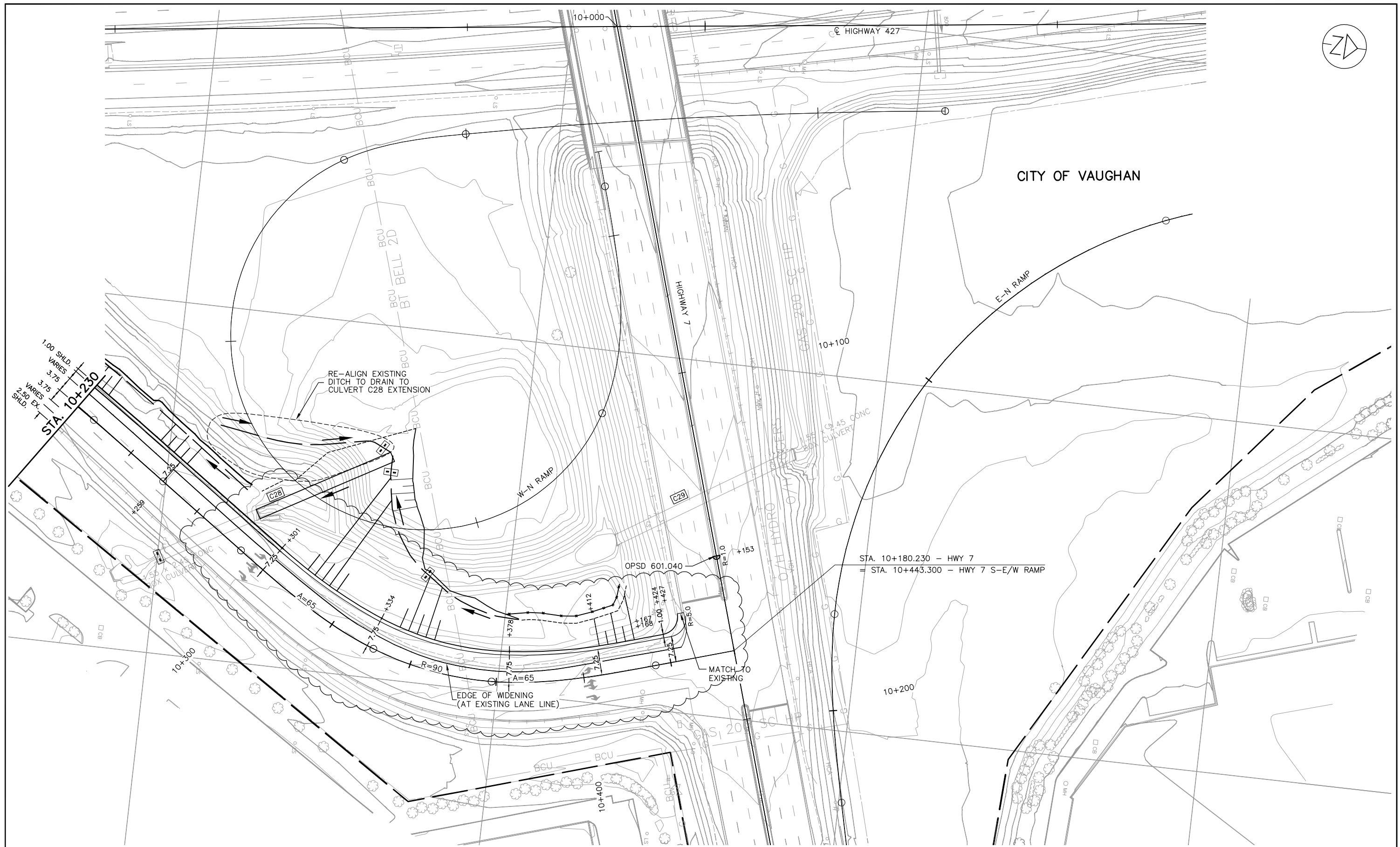
NAME (PRINT)	INIT.	DATE



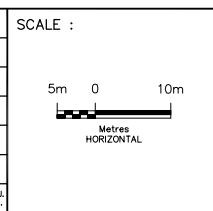
TITLE							
HWY 427 EXPANSION							
NEW CONSTRUCTION							
STA. 10+150 TO STA. 10+500							
PROJECT ID.	STAGE IDENTIFIER	DESIGN PACKAGE NUMBER	DISCIPLINE	STRUCTURE NUMBER	DOCUMENT TYPE	DRAWING NUMBER	REVISION NUMBER
H427-D	N	9	HWY	000	DWG	0209	C







NO.	DATE	REVISIONS	BY	CHK	LEAD. DES.	PROJ. MGR.
B	18/03/20	90% SUBMISSION TO CA				
A	17/10/31	90% SUBMISSION TO CA				

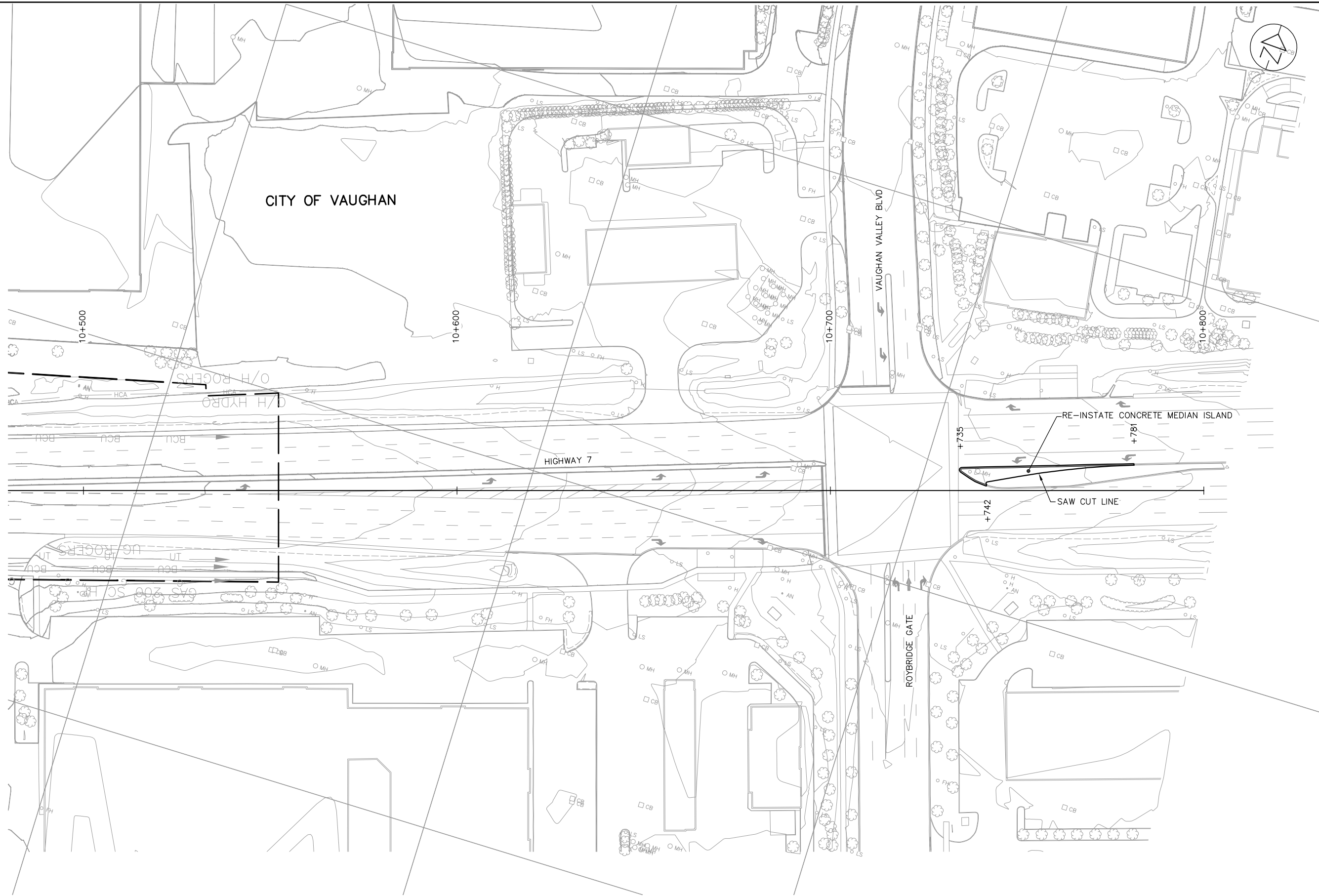


DESIGNED	PATRICK LECLERC
DRAWN	DAVID SANOSA
CHECKED	DUNCAN CAMPBELL
APPROVED LEAD ENGINEER	PATRICK LECLERC
APPROVED PROJ. MANAGER	PETER BAMFORTH

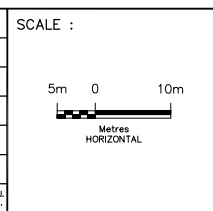
CONSULTANT	NAME (PRINT)	INIT.	DATE



TITLE							
HWY 427 EXPANSION							
NEW CONSTRUCTION							
HWY 7 RAMP S-E/W (INTERIM)							
STA. 10+230 TO STA. 10+443							
PROJECT ID.	STAGE IDENTIFIER	DESIGN PACKAGE NUMBER	DISCIPLINE	STRUCTURE NUMBER	DOCUMENT TYPE	DRAWING NUMBER	REVISION NUMBER
H427-D	N	9A	HWY	000	DWG	0025	B



NO.	DATE	REVISIONS	BY	CHK	LEAD. DESIG.	PROJ. MAN.
B	18/03/20	90% SUBMISSION TO CA				
A	17/10/31	90% SUBMISSION TO CA				



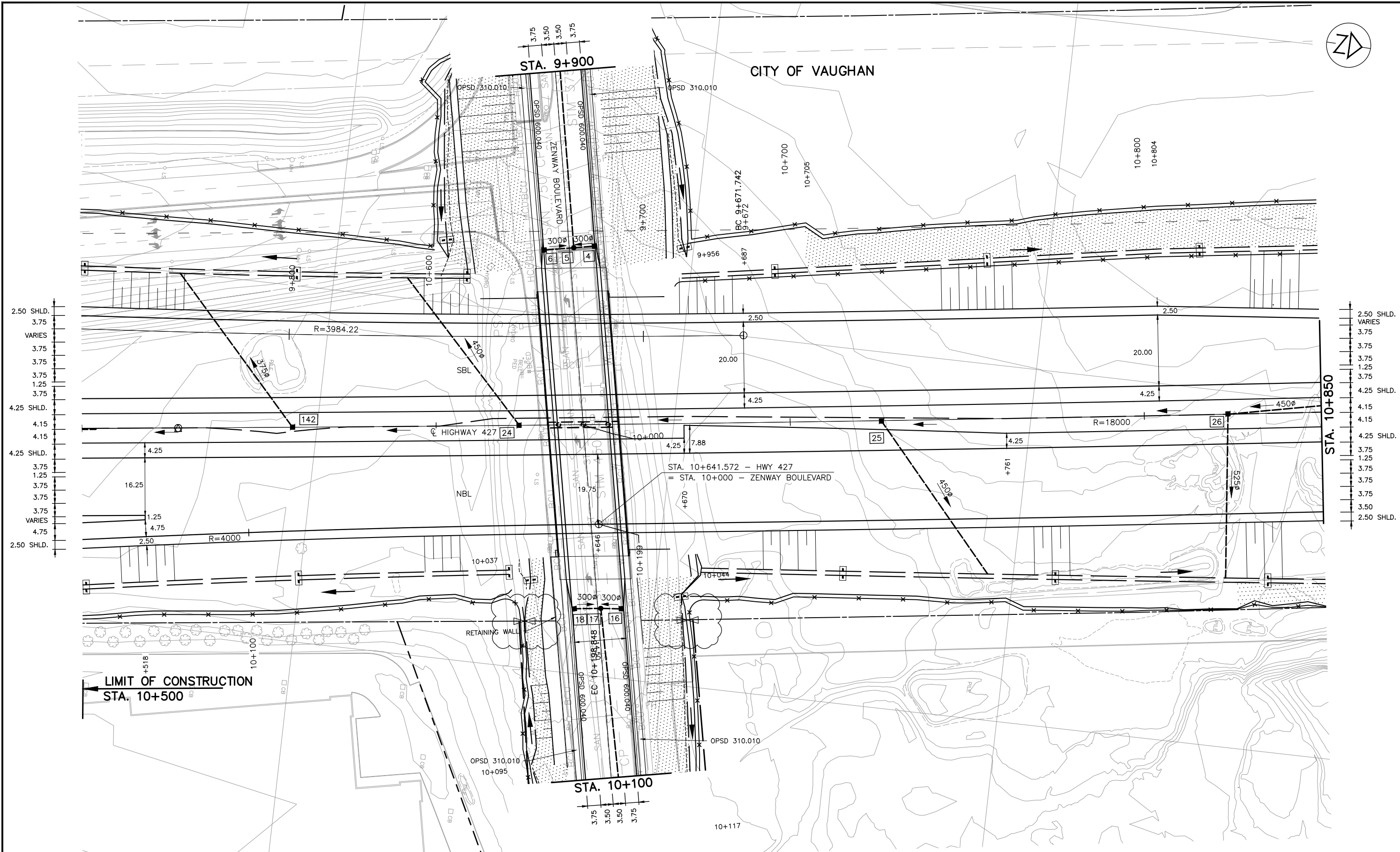
DESIGNED	PATRICK LECLERC
DRAWN	DAVID SANOSA
CHECKED	DUNCAN CAMPBELL
APPROVED LEAD ENGINEER	PATRICK LECLERC
APPROVED PROJ. MANAGER	PETER BAMFORTH

CONSULTANT	NAME (PRINT)	INIT.	DATE

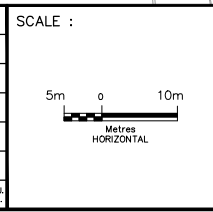


TITLE							
HWY 427 EXPANSION							
NEW CONSTRUCTION							
HIGHWAY 7							
STA. 10+480 TO STA. 10+800							
PROJECT ID.	STAGE IDENTIFIER	DESIGN PACKAGE NUMBER	DISCIPLINE	STRUCTURE NUMBER	DOCUMENT TYPE	DRAWING NUMBER	REVISION NUMBER
H427-D	N	9A	HWY	000	DWG	0026	B





NO.	DATE	REVISIONS	BY	CHK	LEAD	PROJ.
B	18/3/20	90% SUBMISSION TO CA				
A	18/1/12	90% SUBMISSION TO CA				



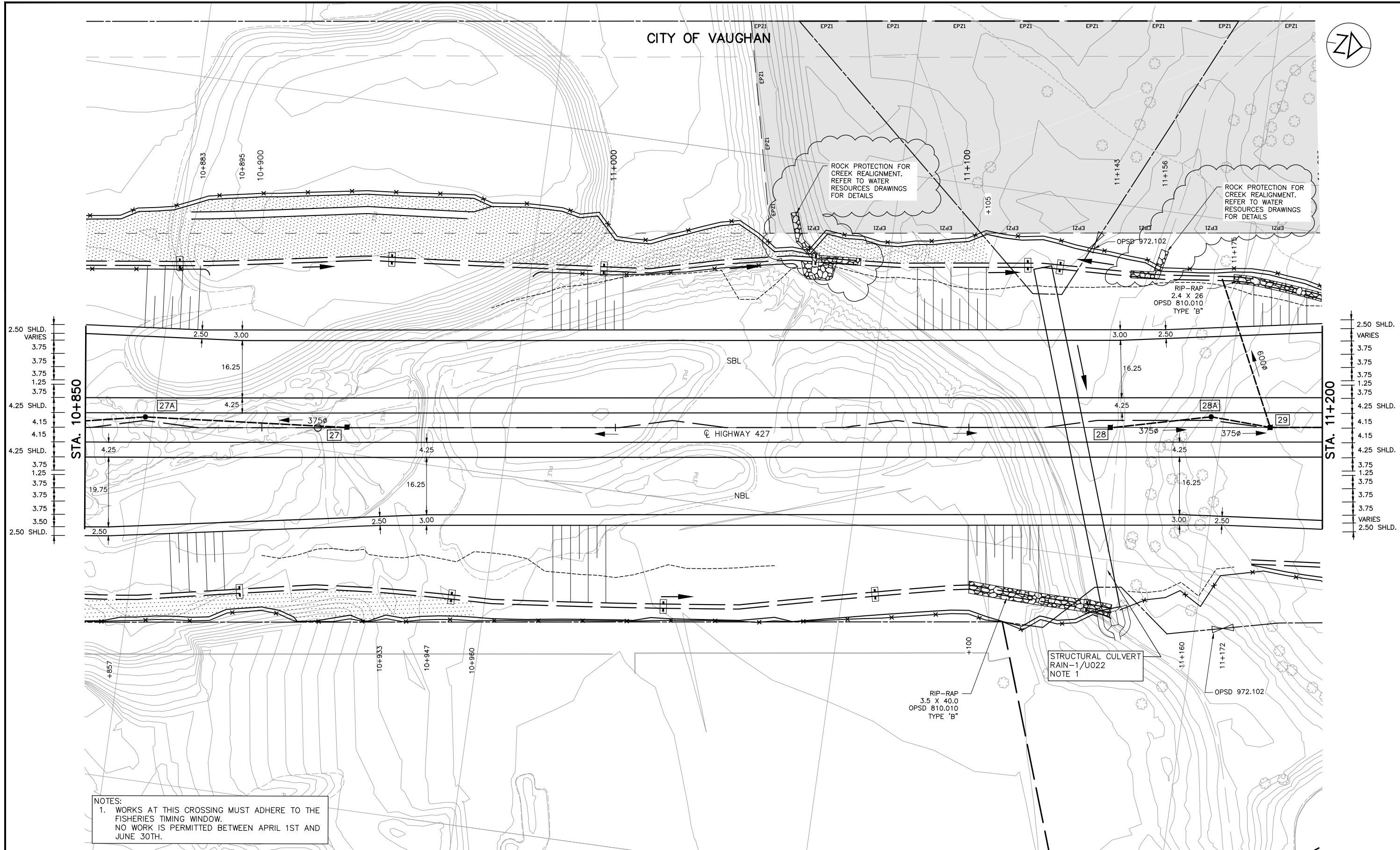
DESIGNED	PATRICK LECLERC
DRAWN	DAVID SANOSA
CHECKED	DUNCAN CAMPBELL
APPROVED LEAD ENGINEER	PATRICK LECLERC
APPROVED PROJ. MANAGER	PETER BAMFORTH

CONSULTANT	NAME (PRINT)	INIT.	DATE



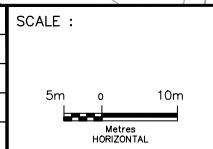
<b>HWY 427 EXPANSION</b>							
<b>NEW CONSTRUCTION</b>							
<b>STA. 10+500 TO STA. 10+850</b>							
PROJECT ID.	STAGE IDENTIFIER	DESIGN PACKAGE NUMBER	DISCIPLINE	STRUCTURE NUMBER	DOCUMENT TYPE	DRAWING NUMBER	REVISION NUMBER
H427-D	N	1	HWY	000	DWG	0053	B

CITY OF VAUGHAN



NOTES:  
 1. WORKS AT THIS CROSSING MUST ADHERE TO THE FISHERIES TIMING WINDOW. NO WORK IS PERMITTED BETWEEN APRIL 1ST AND JUNE 30TH.

NO.	DATE	REVISIONS	BY	CHK	LEAD. DISC.	PROJ. MAN.
B	18/3/20	90% SUBMISSION TO CA				
A	18/1/12	90% SUBMISSION TO CA				



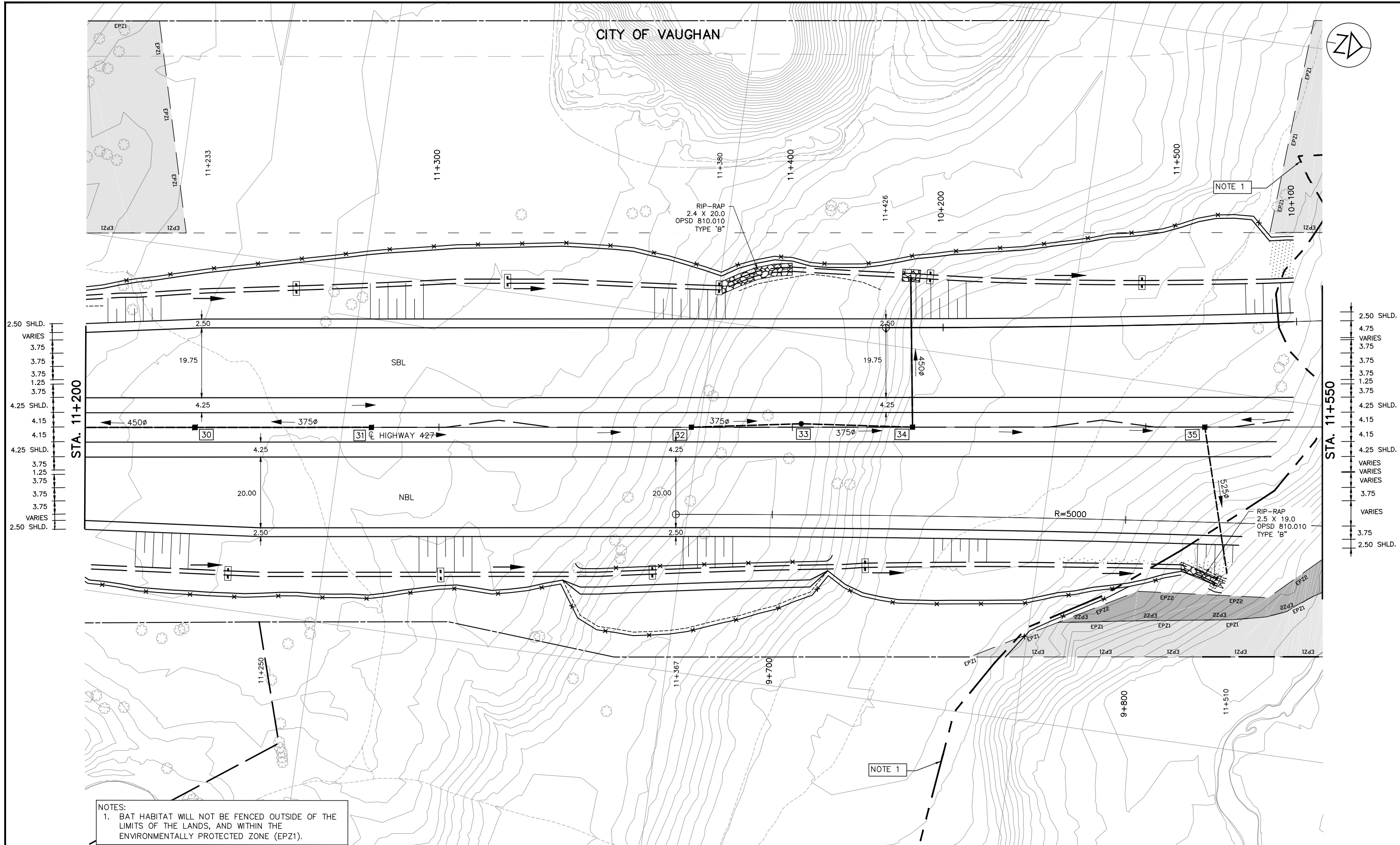
DESIGNED	PATRICK LEGLERC		
DRAWN	DAVID SANOSA		
CHECKED	DUNCAN CAMPBELL		
APPROVED LEAD ENGINEER	PATRICK LEGLERC		
APPROVED PROJ. MANAGER	PETER BAMFORTH		
		NAME (PRINT)	INT. DATE



HWY 427 EXPANSION							
NEW CONSTRUCTION							
STA. 10+850 TO STA. 11+200							
PROJECT ID.	STAGE IDENTIFIER	DESIGN PACKAGE NUMBER	DISCIPLINE	STRUCTURE NUMBER	DOCUMENT TYPE	DRAWING NUMBER	REVISION NUMBER
H427-D	N	1	HWY	000	DWG	0054	B

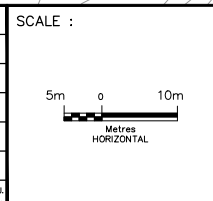


CITY OF VAUGHAN



NOTES:  
 1. BAT HABITAT WILL NOT BE FENCED OUTSIDE OF THE LIMITS OF THE LANDS, AND WITHIN THE ENVIRONMENTALLY PROTECTED ZONE (EPZ1).

NO.	DATE	REVISIONS	BY	CHK	LEAD. DISC.	PROJ. MAN.
B	18/3/20	90% SUBMISSION TO CA				
A	18/1/12	90% SUBMISSION TO CA				



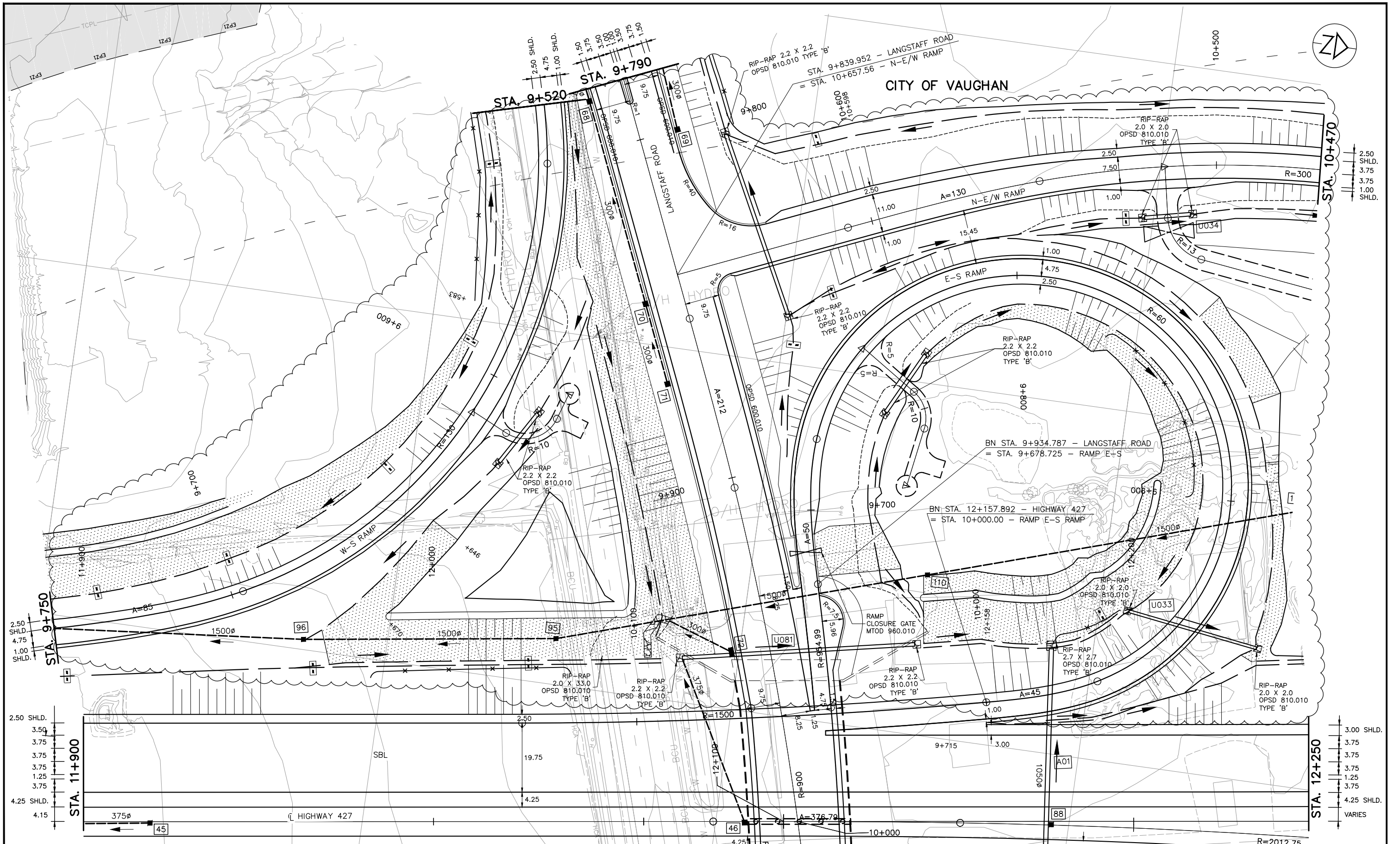
DESIGNED	PATRICK LECLERC		
DRAWN	DAVID SANOSA		
CHECKED	DUNCAN CAMPBELL		
APPROVED LEAD ENGINEER	PATRICK LECLERC		
APPROVED PROJ. MANAGER	PETER BAMFORTH		
		NAME (PRINT)	INIT. DATE



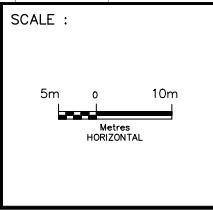
HWY 427 EXPANSION							
NEW CONSTRUCTION							
STA. 11+200 TO STA. 11+550							
PROJECT ID.	STAGE IDENTIFIER	DESIGN PACKAGE NUMBER	DISCIPLINE	STRUCTURE NUMBER	DOCUMENT TYPE	DRAWING NUMBER	REVISION NUMBER
H427-D	N	1	HWY	000	DWG	0055	B







B	18/3/20	90% SUBMISSION TO CA					
A	18/1/12	90% SUBMISSION TO CA					
NO.	DATE	REVISIONS	BY	CHK	LEAD DISC	PRJL MAN.	

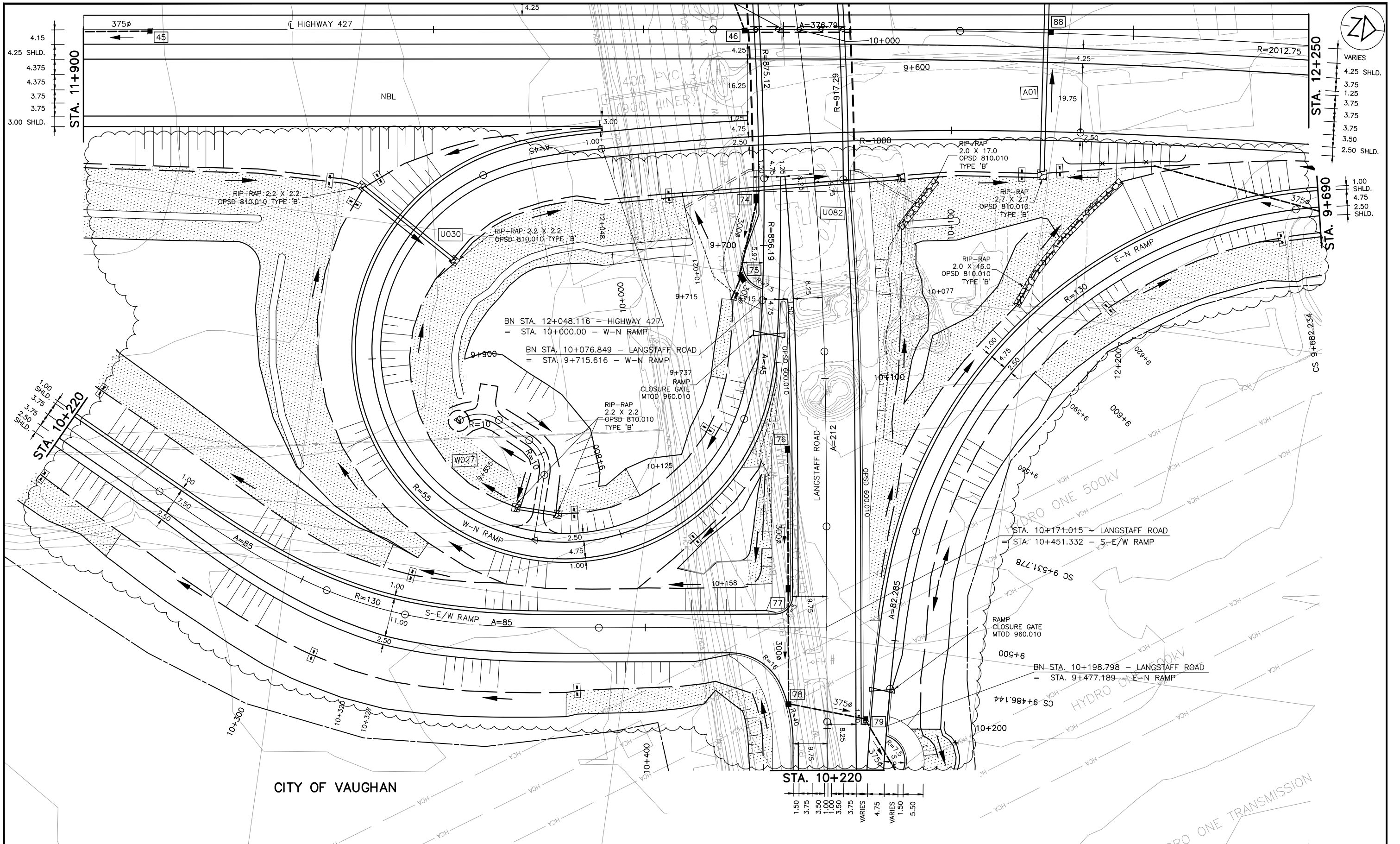


DESIGNED	MICHAEL ETINGEN		
DRAWN	MICHAEL ETINGEN		
CHECKED	SARAH ROBERTS		
APPROVED LEAD ENGINEER	JONATHAN MOHACSI		
APPROVED PROJ. MANAGER	PETER BAMFORTH		
		NAME (PRINT)	INIT. DATE

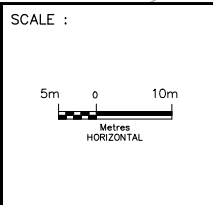


<b>HWY 427 EXPANSION</b>							
<b>NEW CONSTRUCTION</b>							
<b>STA. 11+900 TO STA. 12+250</b>							
PROJECT ID.	STAGE IDENTIFIER	DESIGN PACKAGE NUMBER	DISCIPLINE	STRUCTURE NUMBER	DOCUMENT TYPE	DRAWING NUMBER	REVISION NUMBER
H427-D	N	1	HWY	000	DWG	0057	B





B	18/3/20	90% SUBMISSION TO CA					
A	18/1/12	90% SUBMISSION TO CA					
NO.	DATE	REVISIONS	BY	CHK	LEAD DISC	PRJL MAN.	



DESIGNED	MICHAEL ETINGEN		
DRAWN	MICHAEL ETINGEN		
CHECKED	SARAH ROBERTS		
APPROVED LEAD ENGINEER	JONATHAN MOHACSI		
APPROVED PROJ. MANAGER	PETER BAMFORTH		
NAME (PRINT)	INIT.	DATE	



HWY 427 EXPANSION							
NEW CONSTRUCTION							
STA. 11+900 TO STA. 12+250							
PROJECT ID.	STAGE IDENTIFIER	DESIGN PACKAGE NUMBER	DISCIPLINE	STRUCTURE NUMBER	DOCUMENT TYPE	DRAWING NUMBER	REVISION NUMBER
H427-D	N	1	HWY	000	DWG	0058	B

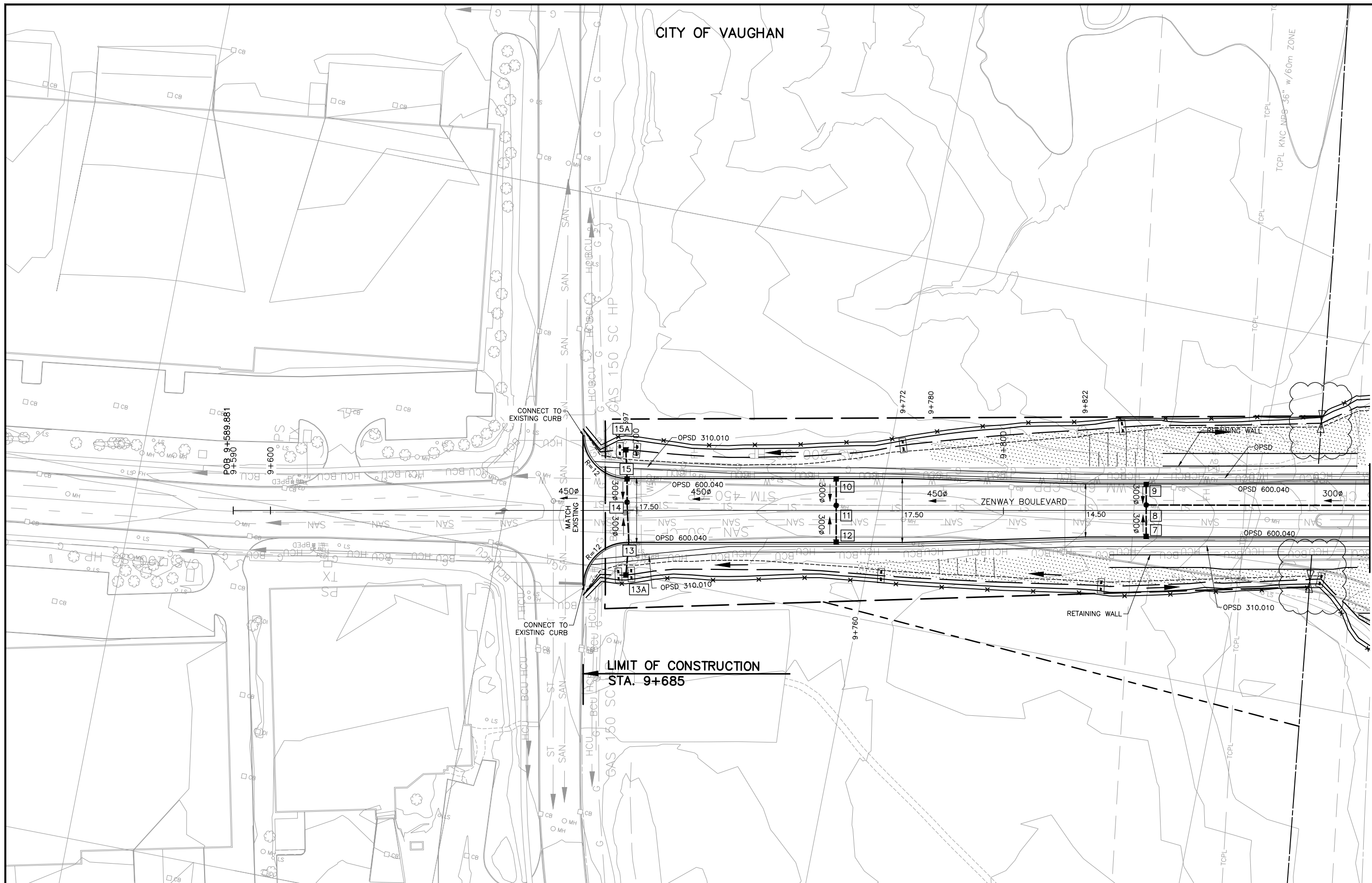




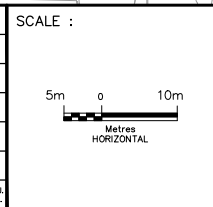








NO.	DATE	REVISIONS	BY	CHK	LEAD. DISC.	PROJ. MAN.
B	18/3/20	90% SUBMISSION TO CA				
A	18/1/12	90% SUBMISSION TO CA				



DESIGNED	PATRICK LECLERC	
DRAWN	DAVID SANOSA	
CHECKED	DUNCAN CAMPBELL	
APPROVED LEAD ENGINEER	PATRICK LECLERC	
APPROVED PROJ. MANAGER	PETER BAMFORTH	
	NAME (PRINT)	INIT. DATE

CONSULTANT		

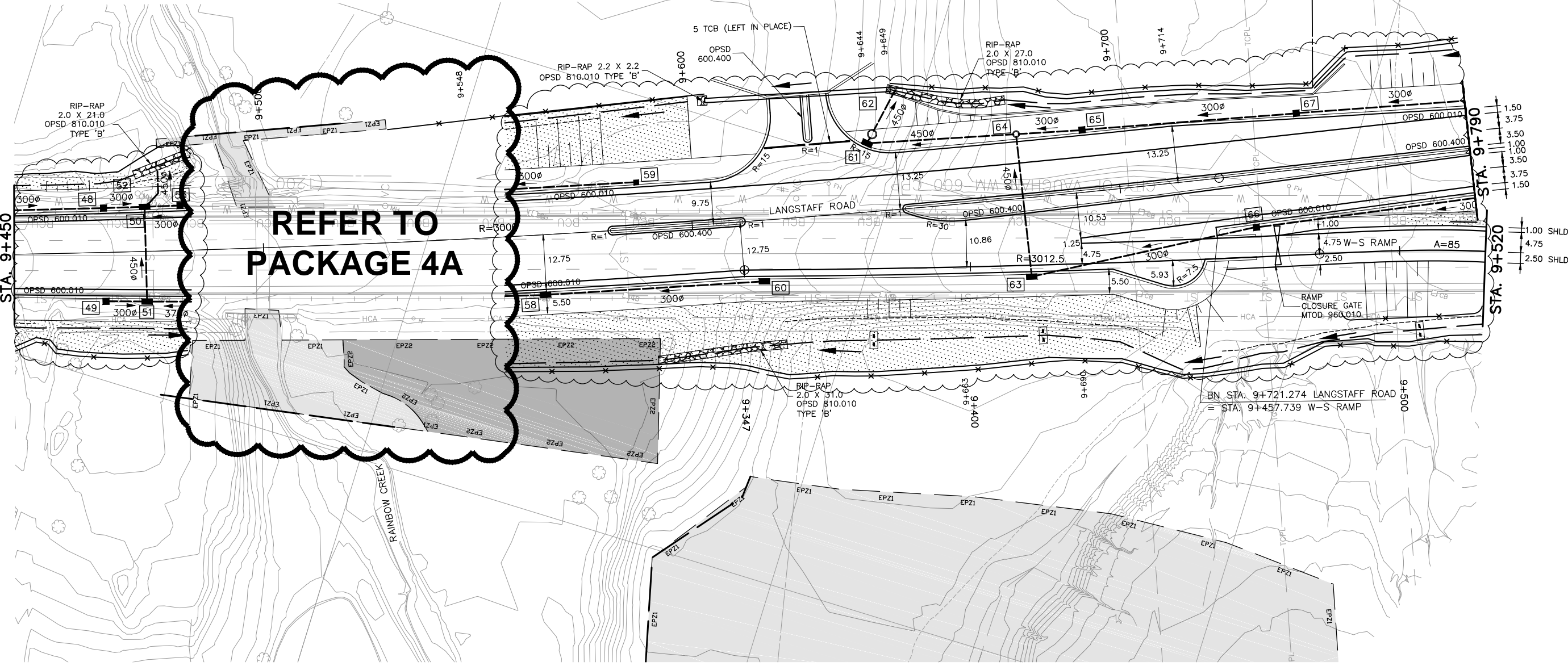
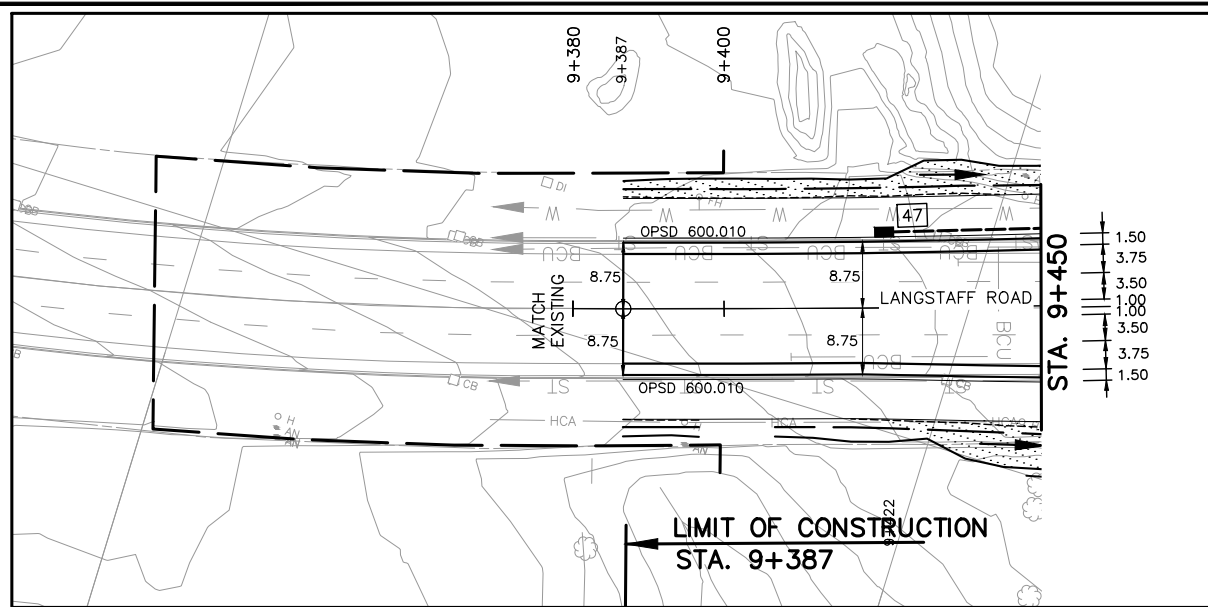
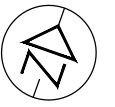


<b>HWY 427 EXPANSION</b>							
<b>NEW CONSTRUCTION</b>							
<b>ZENWAY BOULEVARD</b>							
<b>STA. 9+685 TO STA. 9+900</b>							
PROJECT ID.	STAGE IDENTIFIER	DESIGN PACKAGE NUMBER	DISCIPLINE	STRUCTURE NUMBER	DOCUMENT TYPE	DRAWING NUMBER	REVISION NUMBER
H427-D	N	1	HWY	000	DWG	0062	B



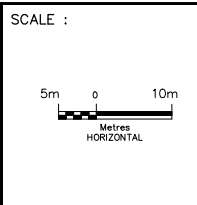


CITY OF VAUGHAN



REFER TO  
PACKAGE 4A

NO.	DATE	REVISIONS	BY	CHK	LEAD DISC	PRD MAN.
B	18/3/20	90% SUBMISSION TO CA				
A	18/1/12	90% SUBMISSION TO CA				

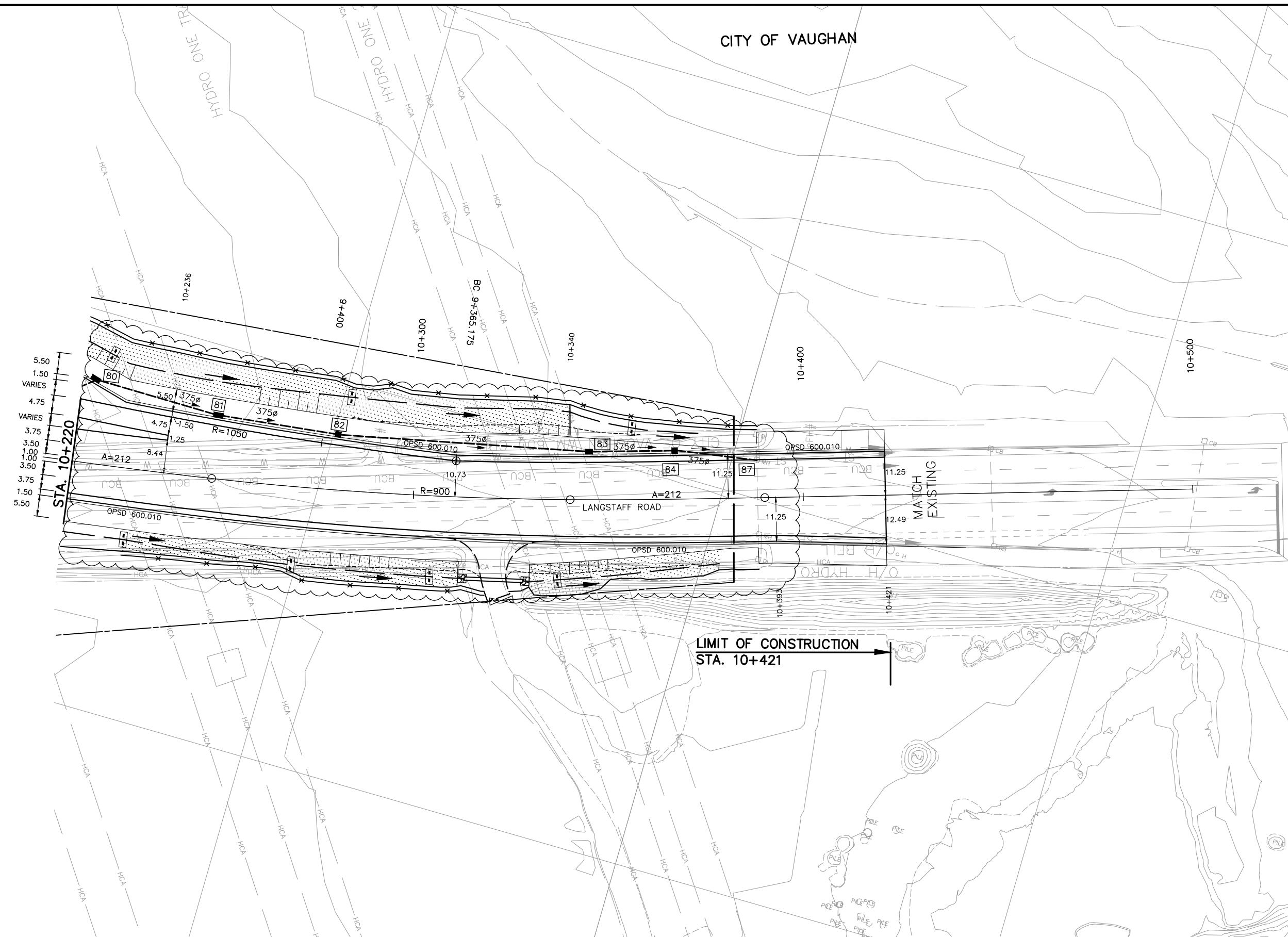
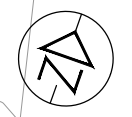


DESIGNED	MICHAEL ETINGEN		
DRAWN	MICHAEL ETINGEN		
CHECKED	SARAH ROBERTS		
APPROVED LEAD ENGINEER	JONATHAN MOHACSI		
APPROVED PROJ. MANAGER	PETER BAMFORTH		
NAME (PRINT)	INIT.	DATE	



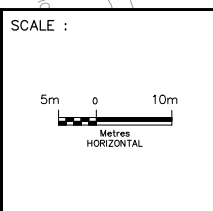
HWY 427 EXPANSION						
NEW CONSTRUCTION						
LANGSTAFF ROAD						
STA. 9+387 TO STA. 9+790						
PROJECT ID.	STAGE IDENTIFIER	DESIGN PACKAGE NUMBER	DISCIPLINE	STRUCTURE NUMBER	DOCUMENT TYPE	DRAWING NUMBER
H427-D	N	1	HWY	000	DWG	0064
						B





LIMIT OF CONSTRUCTION  
STA. 10+421

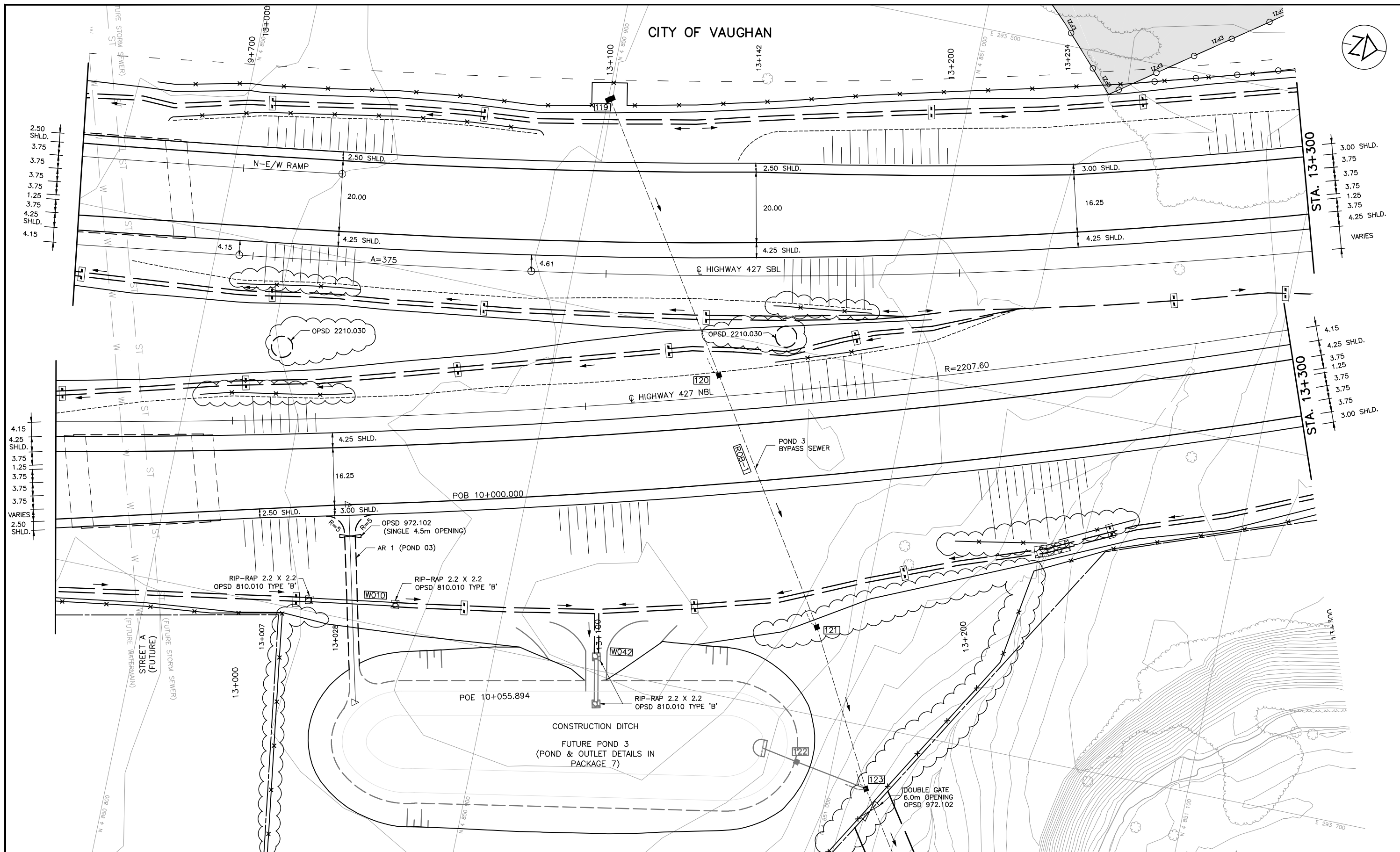
NO.	DATE	REVISIONS	BY	CHK	LEAD DISC	PRJL MAN.
B	18/3/20	90% SUBMISSION TO CA				
A	18/1/12	90% SUBMISSION TO CA				



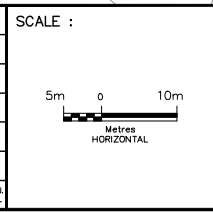
DESIGNED	MICHAEL ETINGEN		
DRAWN	MICHAEL ETINGEN		
CHECKED	SARAH ROBERTS		
APPROVED LEAD ENGINEER	JONATHAN MOHACSI		
APPROVED PROJ. MANAGER	PETER BAMFORTH		
NAME (PRINT)	INIT.	DATE	



HWY 427 EXPANSION						
NEW CONSTRUCTION						
LANGSTAFF ROAD						
STA. 10+220 TO STA. 10+421						
PROJECT ID.	STAGE IDENTIFIER	DESIGN PACKAGE NUMBER	DISCIPLINE	STRUCTURE NUMBER	DOCUMENT TYPE	DRAWING NUMBER
H427-D	N	1	HWY	000	DWG	0065
						B



NO.	DATE	REVISIONS	BY	CHK	LEAD. ENG.	PROJ. MAN.
C	18/03/02	90% SUBMISSION TO CA				
B	18/01/05	90% SUBMISSION TO CA				
A	17/12/01	90% SUBMISSION TO CA				



DESIGNED	IMRAN AHMAD
DRAWN	EDDY LEUNG
CHECKED	DUNCAN CAMPBELL
APPROVED LEAD ENGINEER	JONATHAN MOHACSI
APPROVED PROJ. MANAGER	PETER BAMFORTH

CONSULTANT	NAME (PRINT)	INIT.	DATE

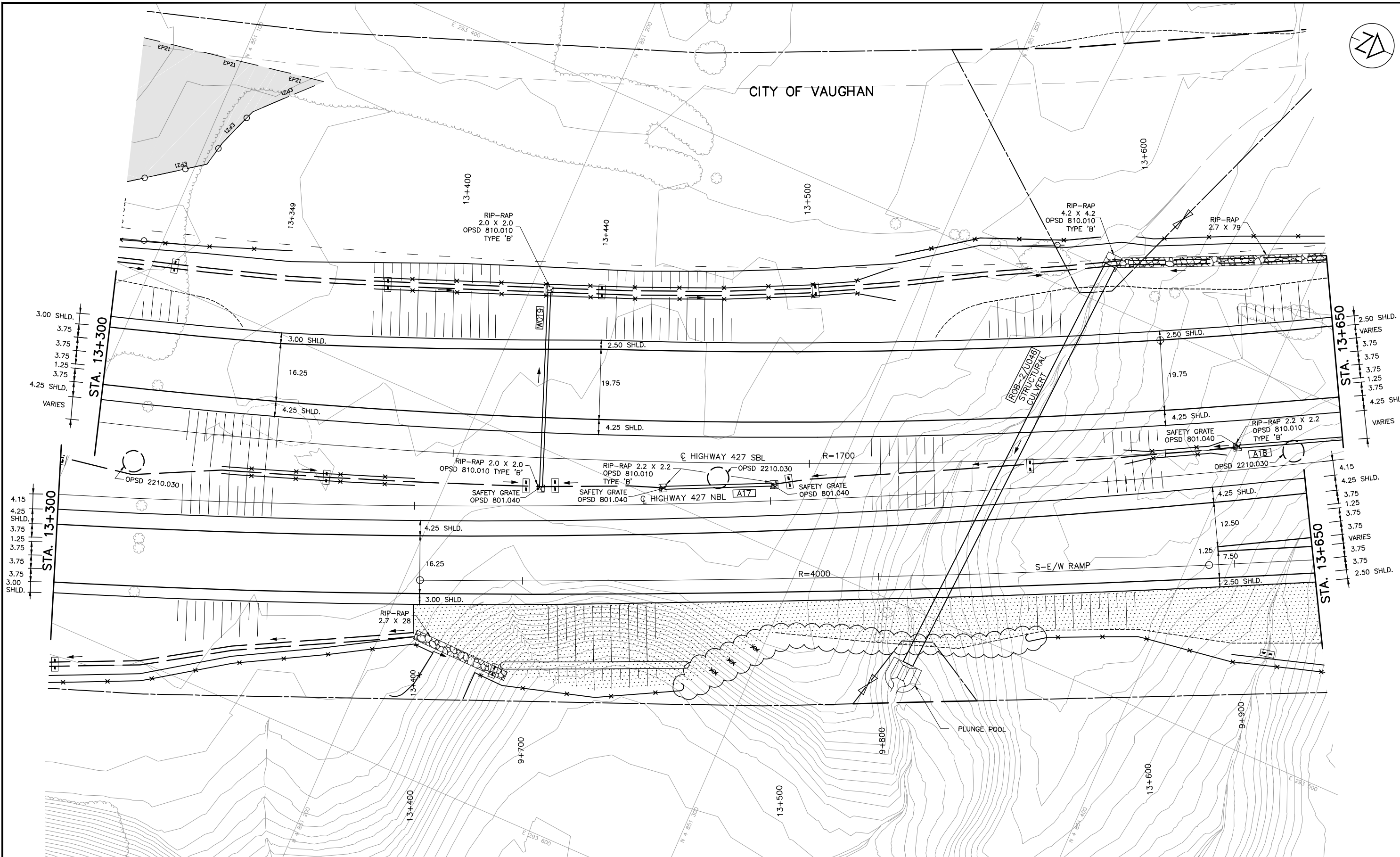


TITLE							
HWY 427 EXPANSION							
NEW CONSTRUCTION							
STA. 12+930 TO STA. 13+300 SBL							
STA. 12+940 TO STA. 13+300 NBL							
PROJECT ID.	STAGE IDENTIFIER	DESIGN PACKAGE NUMBER	DISCIPLINE	STRUCTURE NUMBER	DOCUMENT TYPE	DRAWING NUMBER	REVISION NUMBER
H427-D	N	2	HWY	000	DWG	0028	C

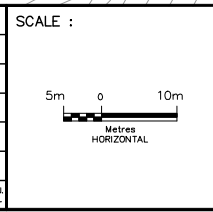




CITY OF VAUGHAN



NO.	DATE	REVISIONS	BY	CHK	LEAD	PROJ
C	18/03/02	90% SUBMISSION TO CA				
B	18/01/05	90% SUBMISSION TO CA				
A	17/12/01	90% SUBMISSION TO CA				

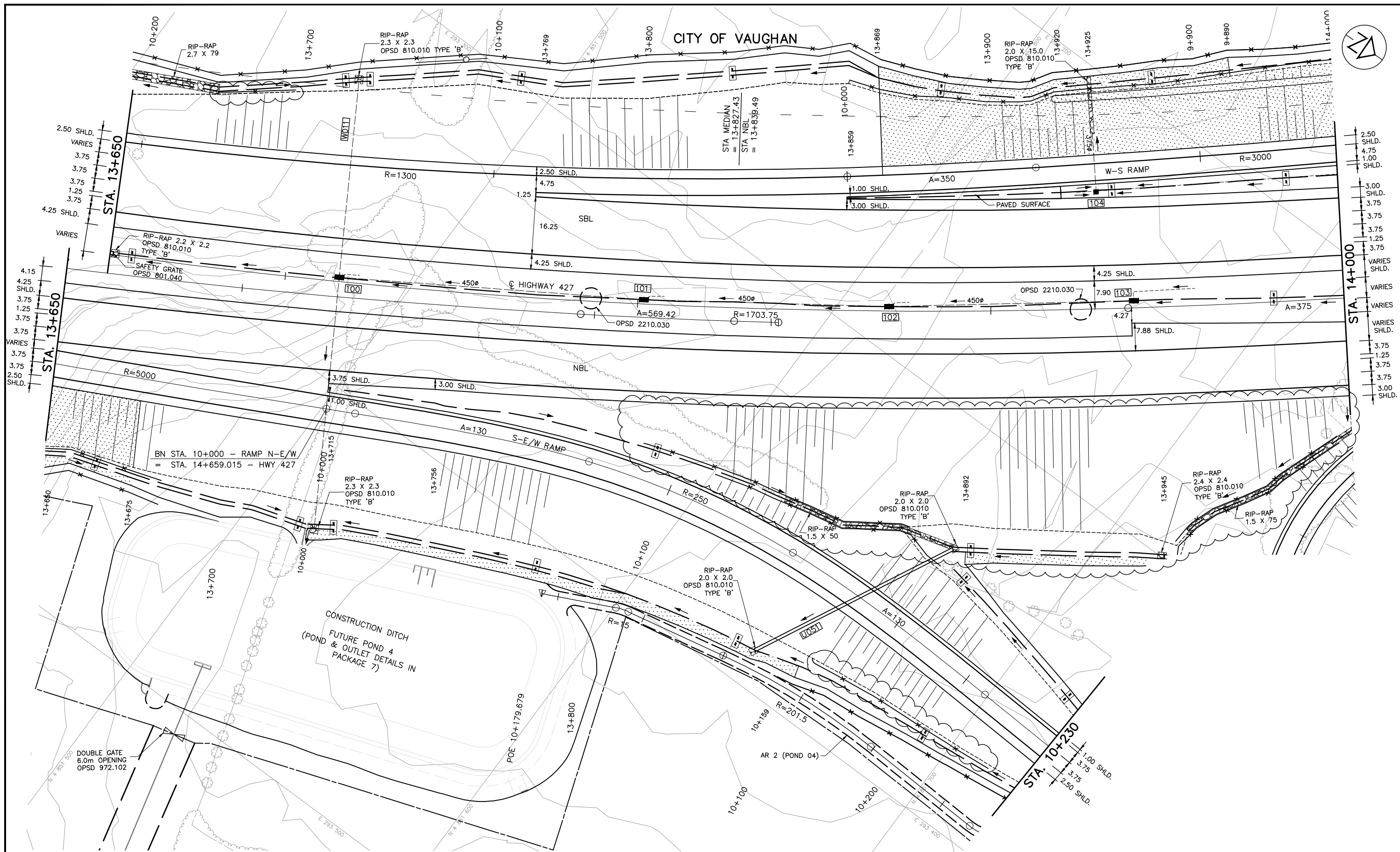


DESIGNED	IMRAN AHMAD
DRAWN	EDDY LEUNG
CHECKED	DUNCAN CAMPBELL
APPROVED LEAD ENGINEER	JONATHAN MOHACSI
APPROVED PROJ. MANAGER	PETER BAMFORTH

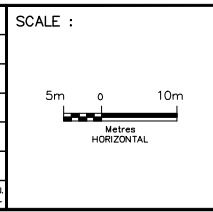
NAME (PRINT)	INIT.	DATE



TITLE							
HWY 427 EXPANSION							
NEW CONSTRUCTION							
STA. 13+300 TO STA. 13+650							
PROJECT ID.	STAGE IDENTIFIER	DESIGN PACKAGE NUMBER	DISCIPLINE	STRUCTURE NUMBER	DOCUMENT TYPE	DRAWING NUMBER	REVISION NUMBER
H427-D	N	2	HWY	000	DWG	0029	C



NO.	DATE	REVISIONS	BY	CHK	LEAD. ENGR.	PROJ. MGR.
C	18/03/02	90% SUBMISSION TO CA				
B	18/01/05	90% SUBMISSION TO CA				
A	17/12/01	90% SUBMISSION TO CA				



DESIGNED	IMRAN AHMAD
DRAWN	EDDY LEUNG
CHECKED	DUNCAN CAMPBELL
APPROVED LEAD ENGINEER	JONATHAN MOHACSI
APPROVED PROJ. MANAGER	PETER BAMFORTH

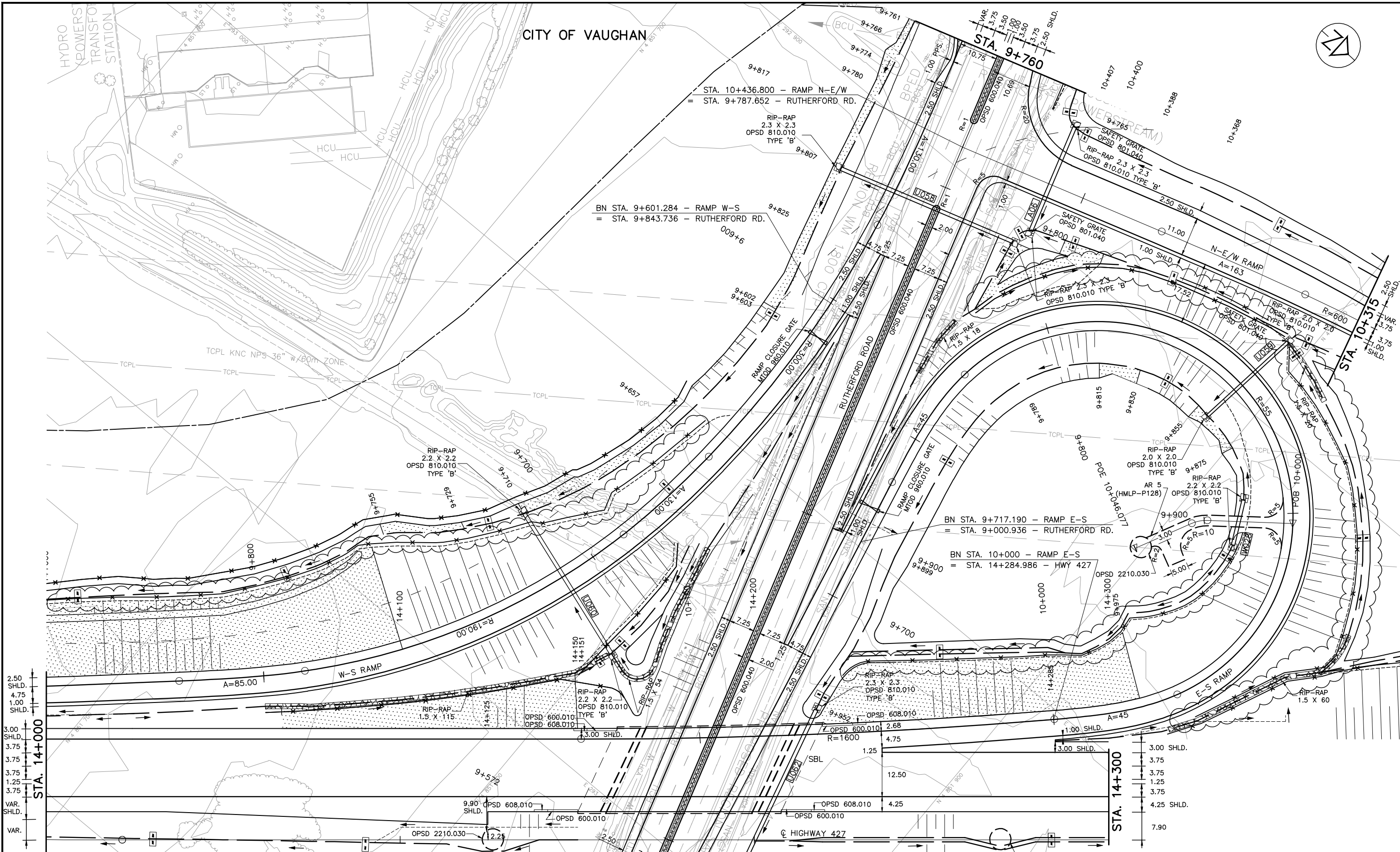
CONSULTANT	NAME (PRINT)	INIT.	DATE



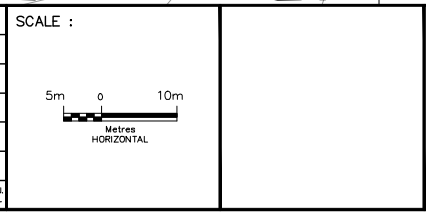
TITLE							
HWY 427 EXPANSION							
NEW CONSTRUCTION							
STA. 13+650 TO STA. 14+000							
PROJECT ID.	STAGE IDENTIFIER	DESIGN PACKAGE NUMBER	DISCIPLINE	STRUCTURE NUMBER	DOCUMENT TYPE	DRAWING NUMBER	REVISION NUMBER
H427-D	N	2	HWY	000	DWG	0030	C



CITY OF VAUGHAN



NO.	DATE	REVISIONS	BY	CHK	LEAD	PROJ
C	18/03/02	90% SUBMISSION TO CA				
B	18/01/05	90% SUBMISSION TO CA				
A	17/12/01	90% SUBMISSION TO CA				

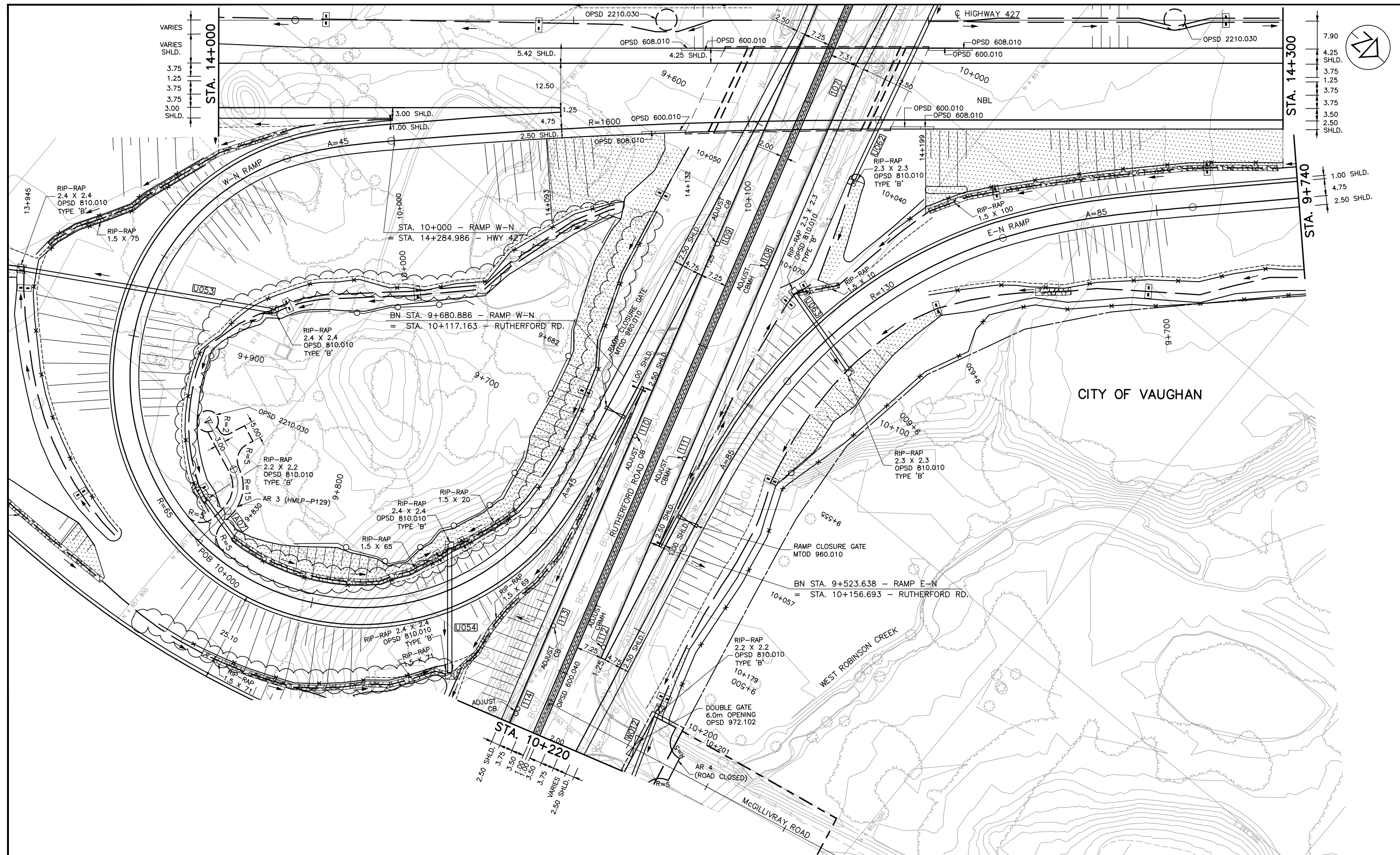


DESIGNED	IMRAN AHMAD	
DRAWN	EDDY LEUNG	
CHECKED	DUNCAN CAMPBELL	
APPROVED LEAD ENGINEER	JONATHAN MOHACSI	
APPROVED PROJ. MANAGER	PETER BAMFORTH	
CONSULTANT		
NAME (PRINT)	INIT.	DATE

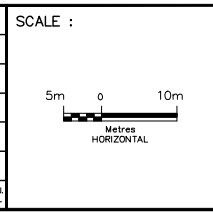


TITLE							
HWY 427 EXPANSION							
NEW CONSTRUCTION							
STA. 14+000 TO STA. 14+300							
PROJECT ID.	STAGE IDENTIFIER	DESIGN PACKAGE NUMBER	DISCIPLINE	STRUCTURE NUMBER	DOCUMENT TYPE	DRAWING NUMBER	REVISION NUMBER
H427-D	N	2	HWY	000	DWG	0031	C



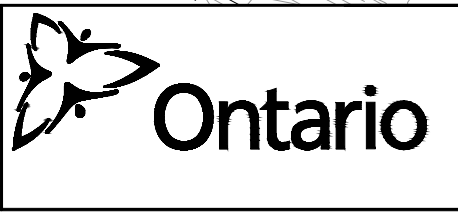


NO.	DATE	REVISIONS	BY	CHK	LEAD	PROJ
C	18/03/02	90% SUBMISSION TO CA				
B	18/01/05	90% SUBMISSION TO CA				
A	17/12/01	90% SUBMISSION TO CA				



DESIGNED	IMRAN AHMAD
DRAWN	EDDY LEUNG
CHECKED	DUNCAN CAMPBELL
APPROVED LEAD ENGINEER	JONATHAN MOHACSI
APPROVED PROJ. MANAGER	PETER BAMFORTH

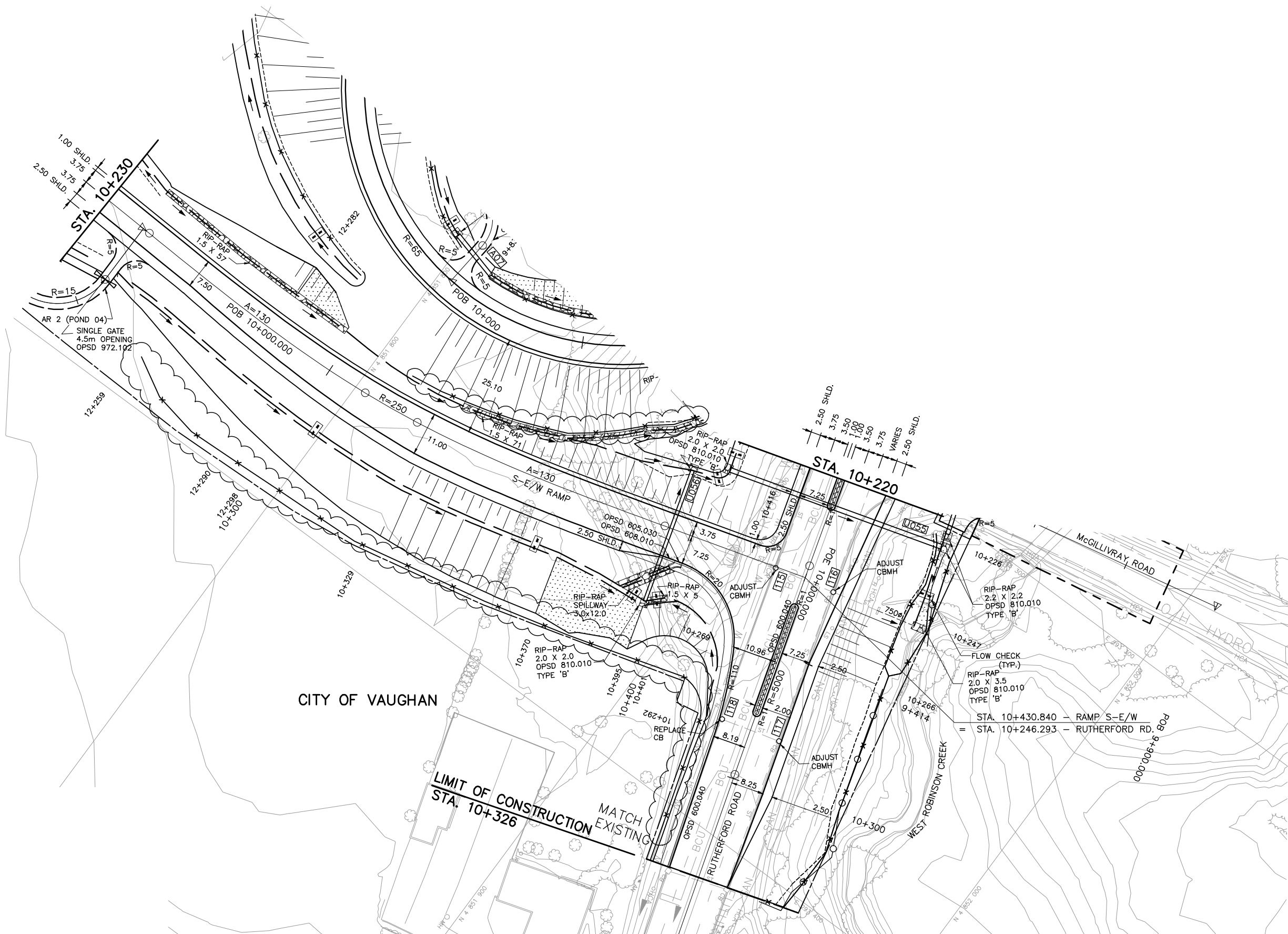
CONSULTANT	NAME (PRINT)	INIT.	DATE



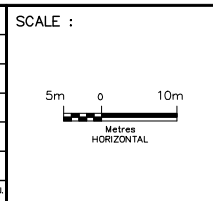
PROJECT ID.		STAGE IDENTIFIER		DESIGN PACKAGE NUMBER		DISCIPLINE		STRUCTURE NUMBER		DOCUMENT TYPE		DRAWING NUMBER		REVISION NUMBER	
H427-D		N		2		HWY		000		DWG		0032		C	







NO.	DATE	REVISIONS	BY	CHK	LEAD	PROJ
C	18/03/02	90% SUBMISSION TO CA				
B	18/01/05	90% SUBMISSION TO CA				
A	17/12/01	90% SUBMISSION TO CA				



DESIGNED	IMRAN AHMAD	
DRAWN	EDDY LEUNG	
CHECKED	DUNCAN CAMPBELL	
APPROVED LEAD ENGINEER	JONATHAN MOHACSI	
APPROVED PROJ. MANAGER	PETER BAMFORTH	
NAME (PRINT)	INIT.	DATE

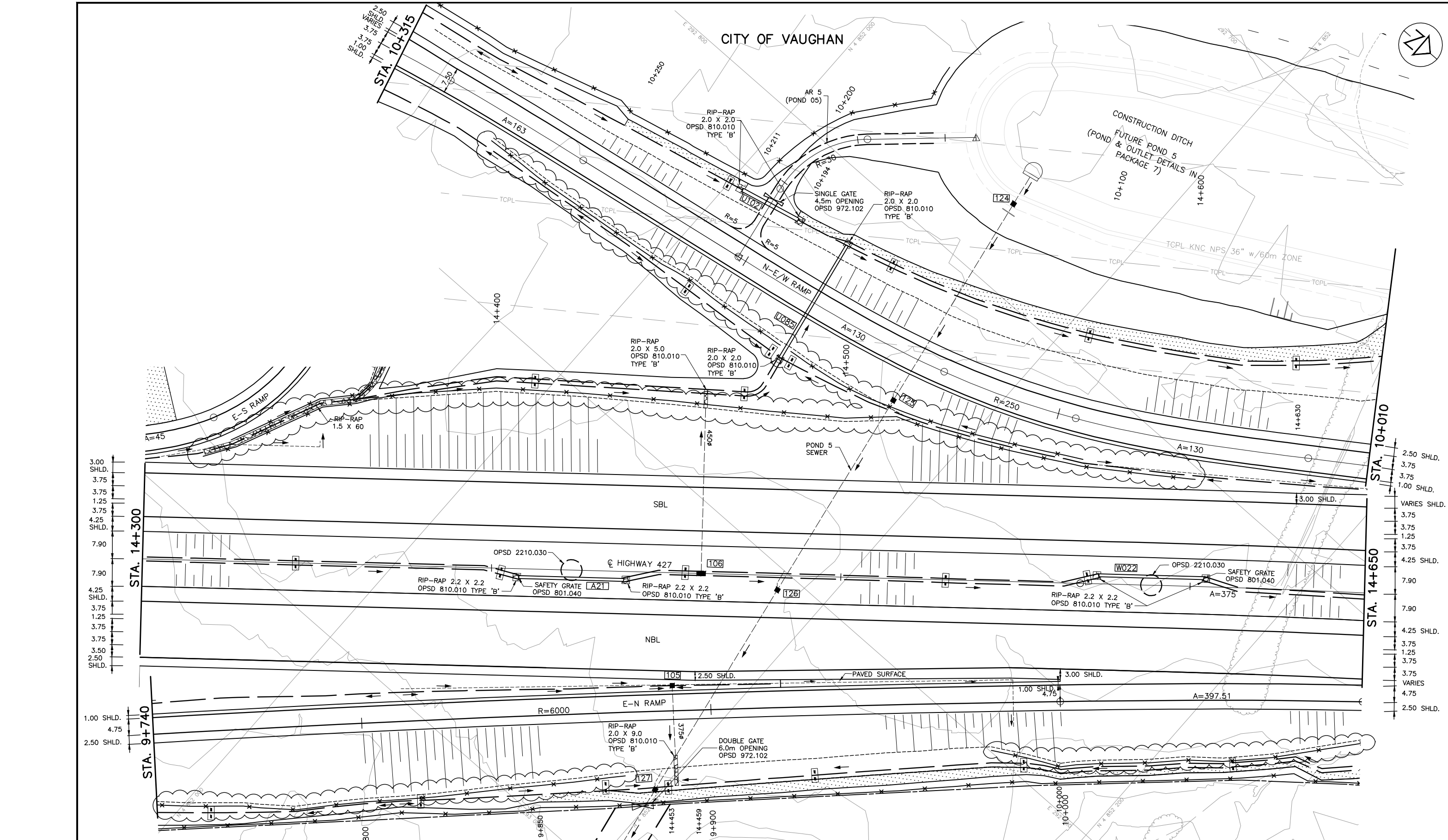


PROJECT ID.	STAGE IDENTIFIER	DESIGN PACKAGE NUMBER	DISCIPLINE	STRUCTURE NUMBER	DOCUMENT TYPE	DRAWING NUMBER	REVISION NUMBER
H427-D	N	2	HWY	000	DWG	0034	C

**HWY 427 EXPANSION**  
**NEW CONSTRUCTION**  
**STA. 10+220 TO STA. 10+326**

PROJECT ID.	STAGE IDENTIFIER	DESIGN PACKAGE NUMBER	DISCIPLINE	STRUCTURE NUMBER	DOCUMENT TYPE	DRAWING NUMBER	REVISION NUMBER
H427-D	N	2	HWY	000	DWG	0034	C

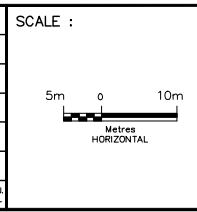




3.00	SHLD.
3.75	
3.75	
4.25	SHLD.
7.90	
7.90	
4.25	SHLD.
3.75	
3.75	
3.50	
2.50	SHLD.

2.50	SHLD.
3.75	
1.00	SHLD.
VARIABLES	SHLD.
3.75	
1.25	
3.75	
4.25	SHLD.
7.90	
7.90	
4.25	SHLD.
3.75	
1.25	
3.75	
VARIABLES	
4.75	
2.50	SHLD.

NO.	DATE	REVISIONS	BY	CHK	LEAD	PROJ
C	18/03/02	90% SUBMISSION TO CA				
B	18/01/05	90% SUBMISSION TO CA				
A	17/12/01	90% SUBMISSION TO CA				

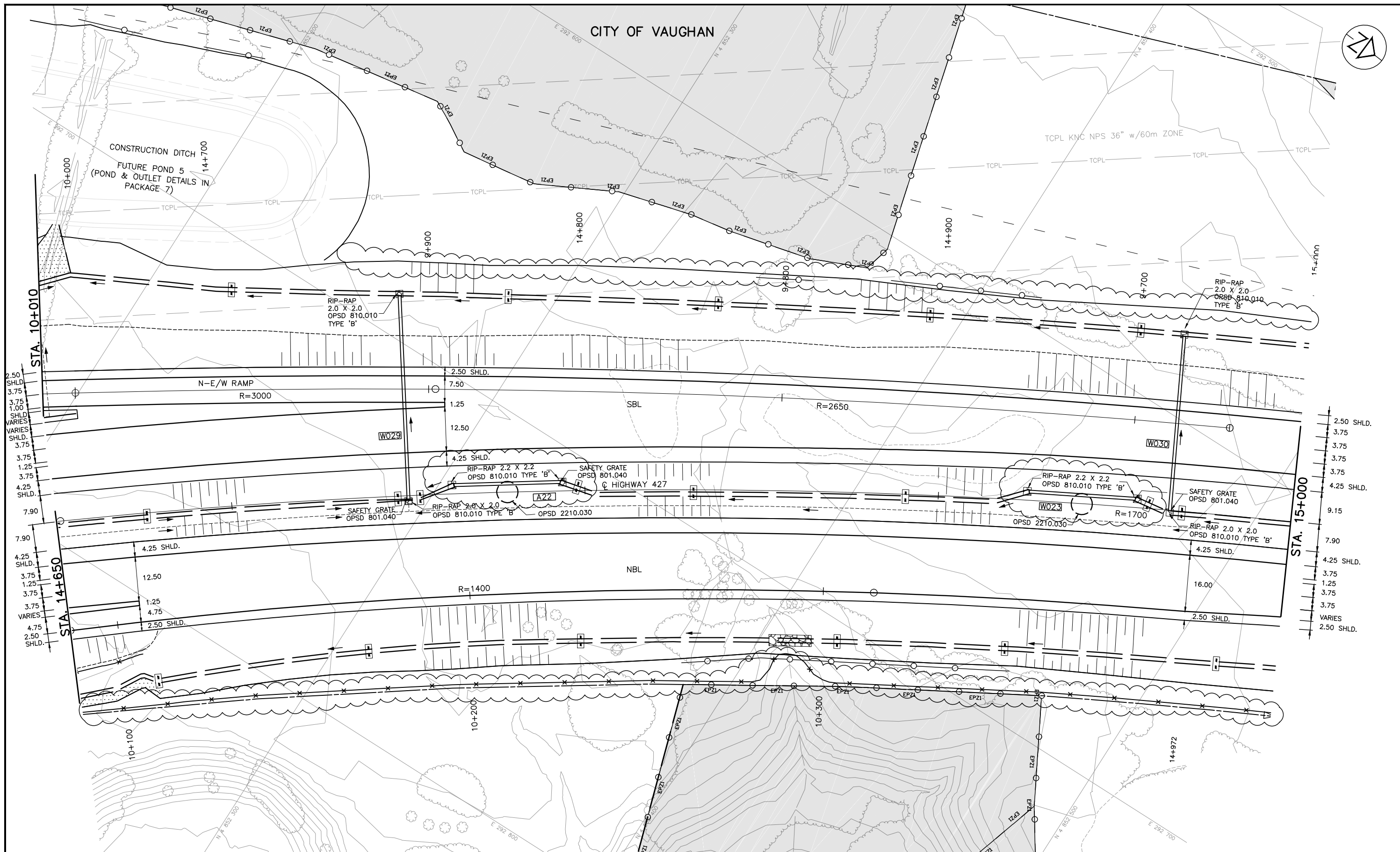


DESIGNED	IMRAN AHMAD
DRAWN	EDDY LEUNG
CHECKED	DUNCAN CAMPBELL
APPROVED LEAD ENGINEER	JONATHAN MOHACSI
APPROVED PROJ. MANAGER	PETER BAMFORTH

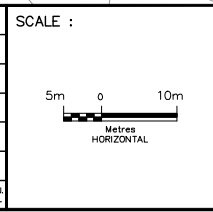
CONSULTANT	NAME (PRINT)	INIT.	DATE



TITLE							
HWY 427 EXPANSION							
NEW CONSTRUCTION							
STA. 14+300 TO STA. 14+650							
PROJECT ID.	STAGE IDENTIFIER	DESIGN PACKAGE NUMBER	DISCIPLINE	STRUCTURE NUMBER	DOCUMENT TYPE	DRAWING NUMBER	REVISION NUMBER
H427-D	N	2	HWY	000	DWG	0035	C



NO.	DATE	REVISIONS	BY	CHK	LEAD. DES.	PROJ. MGR.
C	18/03/02	90% SUBMISSION TO CA				
B	18/01/05	90% SUBMISSION TO CA				
A	17/12/01	90% SUBMISSION TO CA				



DESIGNED	IMRAN AHMAD
DRAWN	EDDY LEUNG
CHECKED	DUNCAN CAMPBELL
APPROVED LEAD ENGINEER	JONATHAN MOHACSI
APPROVED PROJ. MANAGER	PETER BAMFORTH

CONSULTANT	NAME (PRINT)	INIT.	DATE



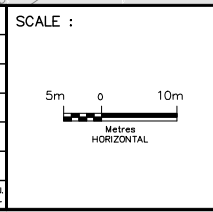
TITLE		<b>HWY 427 EXPANSION</b>					
		<b>NEW CONSTRUCTION</b>					
		<b>STA. 14+650 TO STA. 15+000</b>					
PROJECT ID.	STAGE IDENTIFIER	DESIGN PACKAGE NUMBER	DISCIPLINE	STRUCTURE NUMBER	DOCUMENT TYPE	DRAWING NUMBER	REVISION NUMBER
H427-D	N	2	HWY	000	DWG	0036	C





NOTE:  
 1. CONTAMINATED AREA PRESENT AT 9571 & 9667 HUNTINGTON ROAD. REFER TO ENVIRONMENTAL DRAWINGS.

NO.	DATE	REVISIONS	BY	CHK	LEAD. DES.	PROJ. MAN.
C	18/03/02	90% SUBMISSION TO CA				
B	18/01/05	90% SUBMISSION TO CA				
A	17/12/01	90% SUBMISSION TO CA				



DESIGNED	IMRAN AHMAD
DRAWN	EDDY LEUNG
CHECKED	DUNCAN CAMPBELL
APPROVED LEAD ENGINEER	JONATHAN MOHACSI
APPROVED PROJ. MANAGER	PETER BAMFORTH

CONSULTANT	NAME (PRINT)	INIT.	DATE



TITLE							
HWY 427 EXPANSION							
NEW CONSTRUCTION							
STA. 15+000 TO STA. 15+350							
PROJECT ID.	STAGE IDENTIFIER	DESIGN PACKAGE NUMBER	DISCIPLINE	STRUCTURE NUMBER	DOCUMENT TYPE	DRAWING NUMBER	REVISION NUMBER
H427-D	N	2	HWY	000	DWG	0037	C















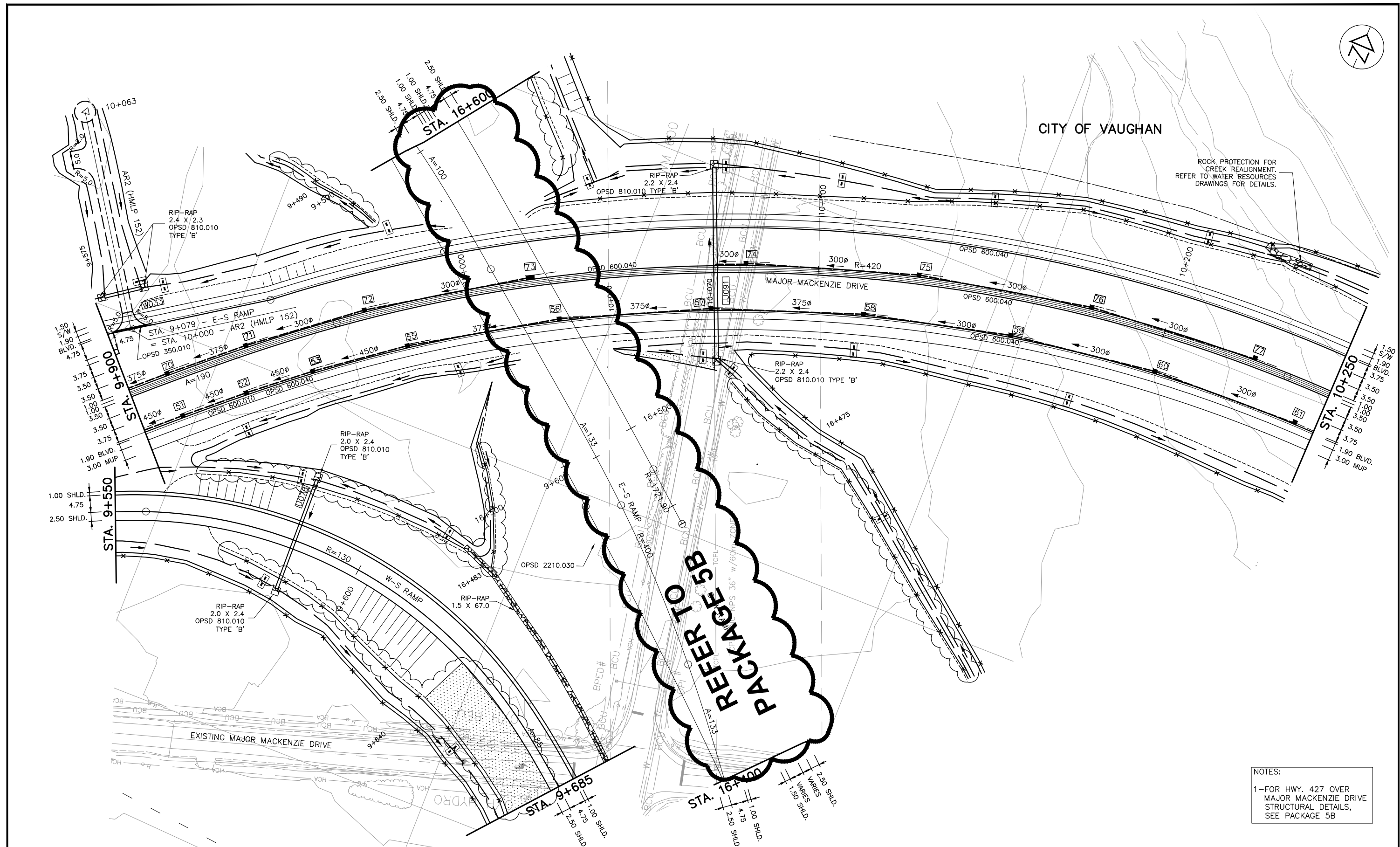


CITY OF VAUGHAN

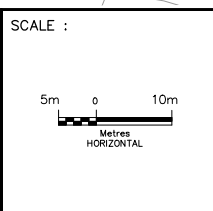
ROCK PROTECTION FOR CREEK REALIGNMENT. REFER TO WATER RESOURCES DRAWINGS FOR DETAILS.

PACKAGES TO BE REFERRED TO

NOTES:  
1-FOR HWY. 427 OVER MAJOR MACKENZIE DRIVE STRUCTURAL DETAILS, SEE PACKAGE 5B



C	18/03/02	90% SUBMISSION TO CA					
B	18/01/05	90% SUBMISSION TO CA					
A	17/12/01	90% SUBMISSION TO CA					
NO.	DATE	REVISIONS	BY	CHK	LEAD DISC	PRD MAN.	



DESIGNED	Sharm Talagala
DRAWN	Arash Khaleghi
CHECKED	Duncan Campbell
APPROVED LEAD ENGINEER	Jonathan Mohacsi
APPROVED PROJ. MANAGER	Peter Bamforth
CONSULTANT	
NAME (PRINT)	INIT. DATE

DESIGNED	Sharm Talagala	
DRAWN	Arash Khaleghi	
CHECKED	Duncan Campbell	
APPROVED LEAD ENGINEER	Jonathan Mohacsi	
APPROVED PROJ. MANAGER	Peter Bamforth	
CONSULTANT		
NAME (PRINT)	INIT.	DATE



TITLE							
HWY 427 EXPANSION							
NEW CONSTRUCTION							
STA. 9+900 TO STA. 10+250							
PROJECT ID.	STAGE IDENTIFIER	DESIGN PACKAGE NUMBER	DISCIPLINE	STRUCTURE NUMBER	DOCUMENT TYPE	DRAWING NUMBER	REVISION NUMBER
H427-D	N	3	HWY	000	DWG	0031	C



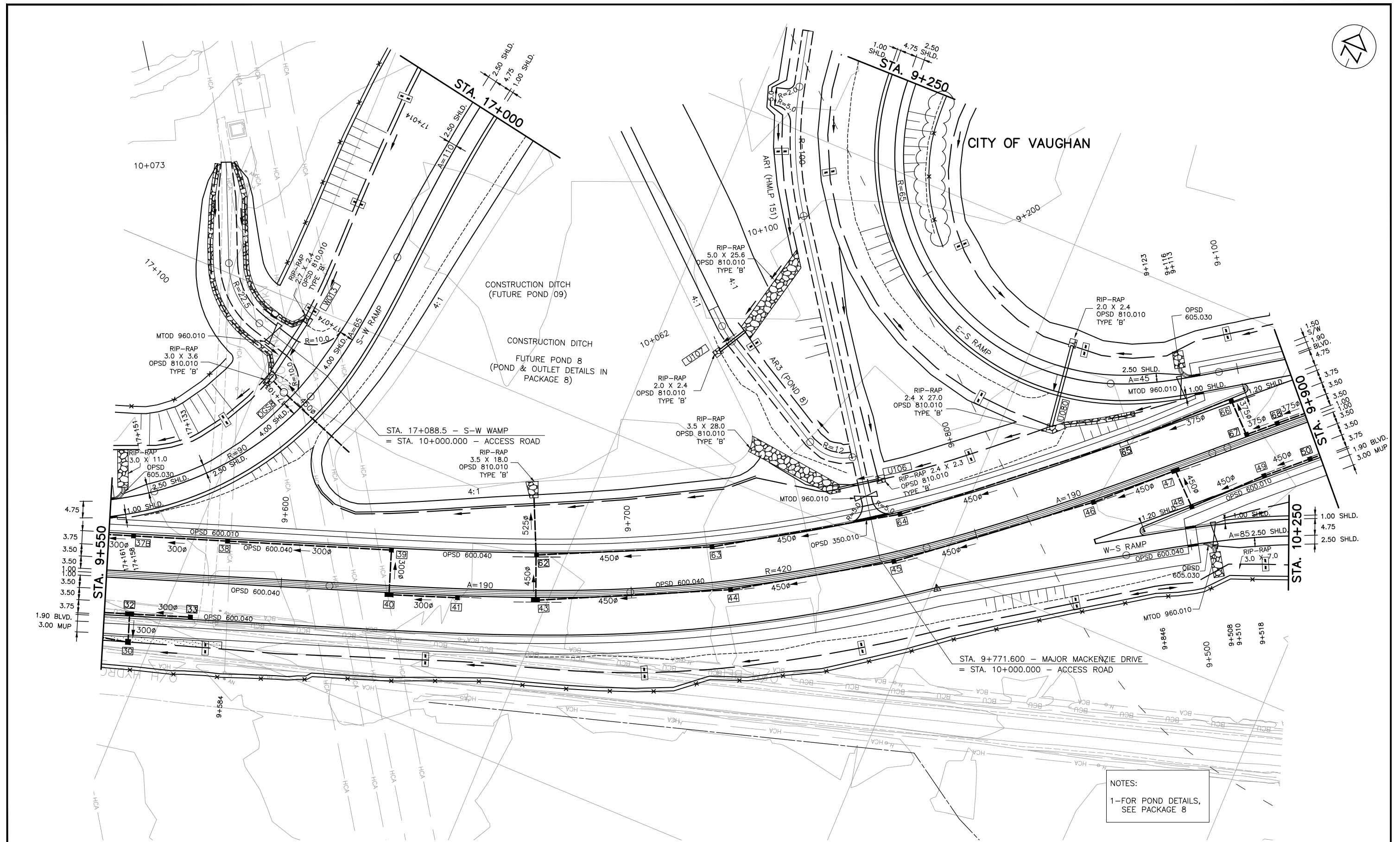






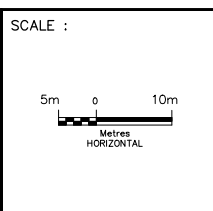






NOTES:  
1-FOR POND DETAILS,  
SEE PACKAGE 8

NO.	DATE	REVISIONS	BY	CHK	LEAD DISC	PRD MAN.
C	18/03/02	90% SUBMISSION TO CA				
B	18/01/05	90% SUBMISSION TO CA				
A	17/12/01	90% SUBMISSION TO CA				



DESIGNED	Sharm Talagala		
DRAWN	Arash Khaleghi		
CHECKED	Duncan Campbell		
APPROVED LEAD ENGINEER	Jonathan Mohacsi		
APPROVED PROJ. MANAGER	Peter Bamforth		
NAME (PRINT)		INIT.	DATE



PROJECT ID.		STAGE IDENTIFIER	DESIGN PACKAGE NUMBER	DISCIPLINE	STRUCTURE NUMBER	DOCUMENT TYPE	DRAWING NUMBER	REVISION NUMBER
H427-D		N	3	HWY	000	DWG	0036	C

TITLE  
**HWY 427 EXPANSION**  
**NEW CONSTRUCTION**  
**STA. 9+550 TO STA. 9+900**



















LOCATION						
HIGHWAY 427	SOUTH OF RUTHERFORD 40mm SUPERPAVE 12.5 FC2 75mm SUPERPAVE 25 80mm SUPERPAVE 25 520mm GRANULAR 'A' (FILL) 570mm GRANULAR 'A' (CUT)  SHOULDER: 40mm SUPERPAVE 12.5 FC2 75mm SUPERPAVE 25 600mm GRANULAR 'A' (FILL) 650mm GRANULAR 'A' (CUT)	NORTH OF RUTHERFORD 40mm SUPERPAVE 12.5 FC2 75mm SUPERPAVE 25 75mm SUPERPAVE 25 515mm GRANULAR 'A' (FILL) 565mm GRANULAR 'A' (CUT)  SHOULDER: 40mm SUPERPAVE 12.5 FC2 75mm SUPERPAVE 25 590mm GRANULAR 'A' (FILL) 640mm GRANULAR 'A' (CUT)				
RUTHERFORD ROAD	WIDENING: WEST OF 427 40mm SUPERPAVE 12.5 FC2 60mm SUPERPAVE 19 80mm SUPERPAVE 25 620mm GRANULAR 'A'  EAST OF 427 40mm SUPERPAVE 12.5 FC1 50mm SUPERPAVE 19 55mm SUPERPAVE 19 600mm GRANULAR 'A'	RESURFACING EX. LANES: WEST OF 427 MILL 40mm 40mm SUPERPAVE 12.5 FC2  EAST OF 427 MILL 40mm 40mm SUPERPAVE 12.5 FC1				
RUTHERFORD RAMPS	E-N RAMP 40mm SUPERPAVE 12.5 FC2 55mm SUPERPAVE 19 320mm GRANULAR 'A' (FILL) 350mm GRANULAR 'A' (CUT)  OUTER SHOULDER: 50mm SUPERPAVE 12.5 365mm GRANULAR 'A' (FILL) 395mm GRANULAR 'A' (CUT)	W-N RAMP 40mm SUPERPAVE 12.5 FC2 65mm SUPERPAVE 19 350mm GRANULAR 'A' (FILL) 370mm GRANULAR 'A' (CUT)  OUTER SHOULDER: 40mm SUPERPAVE 12.5 65mm SUPERPAVE 19 350mm GRANULAR 'A' (FILL) 370mm GRANULAR 'A' (CUT)	E-S RAMP 40mm SUPERPAVE 12.5 FC2 50mm SUPERPAVE 19 80mm SUPERPAVE 25 480mm GRANULAR 'A' (FILL) 530mm GRANULAR 'A' (CUT)  OUTER SHOULDER: 40mm SUPERPAVE 12.5 50mm SUPERPAVE 19 80mm SUPERPAVE 25 480mm GRANULAR 'A' (FILL) 530mm GRANULAR 'A' (CUT)	W-S RAMP 40mm SUPERPAVE 12.5 FC2 70mm SUPERPAVE 19 75mm SUPERPAVE 25 510mm GRANULAR 'A' (FILL) 550mm GRANULAR 'A' (CUT)  OUTER SHOULDER: 40mm SUPERPAVE 12.5 70mm SUPERPAVE 19 480mm GRANULAR 'A' (FILL) 520mm GRANULAR 'A' (CUT)	N-E/W RAMP 40mm SUPERPAVE 12.5 FC2 70mm SUPERPAVE 19 350mm GRANULAR 'A' (FILL) 380mm GRANULAR 'A' (CUT)  OUTER SHOULDER: 60mm SUPERPAVE 12.5 400mm GRANULAR 'A' (FILL) 430mm GRANULAR 'A' (CUT)	S-E/W RAMP 40mm SUPERPAVE 12.5 FC2 75mm SUPERPAVE 25 75mm SUPERPAVE 25 540mm GRANULAR 'A' (FILL) 575mm GRANULAR 'A' (CUT)  OUTER SHOULDER: 40mm SUPERPAVE 12.5 75mm SUPERPAVE 25 615mm GRANULAR 'A' (FILL) 650mm GRANULAR 'A' (CUT)
MISCELLANEOUS	ACCESS ROADS 300mm GRANULAR 'A'					



1. RAMPS LEFT SHOULDERS SHALL BE FULL DEPTH
2. TOP 1.2m OF FILL EMBANKMENTS SHALL BE CONSTRUCTED OF NON-FROST SUSCEPTIBLE MATERIALS.

		SCALE :				DESIGNED IMRAN AHMAD				 		TITLE HWY 427 EXPANSION								
		N.T.S				DRAWN EDDY LEUNG						PAVEMENT TABLE								
						CHECKED DUNCAN CAMPBELL						PROJECT ID.		STAGE IDENTIFIER	DESIGN PACKAGE NUMBER	DISCIPLINE	STRUCTURE NUMBER	DOCUMENT TYPE	DRAWING NUMBER	REVISION NUMBER
						APPROVED LEAD ENGINEER JONATHAN MOHACSI						H427-D		N	2	HWY	000	DWG	0074	C
						APPROVED PROJ. MANAGER PETER BAMFORTH														
C	18/03/02																			
B	18/01/05																			
A	17/12/01																			
NO.	DATE	REVISIONS		BY	CHK	LEAD. DESIG.	PROJ. MGR.	NAME (PRINT)	INIT.	DATE										



LOCATION							
HIGHWAY 427	HWY. 427 LANES 40mm SUPERPAVE 12.5 FC2 75mm SUPERPAVE 25 75mm SUPERPAVE 25 515mm GRANULAR 'A' (FILL) 565mm GRANULAR 'A' (CUT)	HWY. 427 SHOULDERS 40mm SUPERPAVE 12.5 FC2 80mm SUPERPAVE 25 635mm GRANULAR 'A' (FILL) 695mm GRANULAR 'A' (CUT)	HWY. 427 BRIDGE DECK 40mm SUPERPAVE 12.5 FC2 40mm SUPERPAVE 12.5 FC2 10mm WATERPROOFING SYSTEM	HWY. 427 APPROACH SLAB 40mm SUPERPAVE 12.5 FC2 50mm SUPERPAVE 12.5 FC2 250mm CONCRETE BASE			
MAJOR MACKENZIE DRIVE	ROADWAY LANES 9+000 TO 9+850 40mm SUPERPAVE 12.5 FC1 50mm SUPERPAVE 19 75mm SUPERPAVE 25 475mm GRANULAR 'A' (FILL) 550mm GRANULAR 'A' (CUT)  9+850 TO 10+560 40mm SUPERPAVE 12.5 FC1 50mm SUPERPAVE 19 50mm SUPERPAVE 19 400mm GRANULAR 'A' (FILL) 500mm GRANULAR 'A' (CUT)	TEMPORARY EAST TIE-INS 40mm SUPERPAVE 12.5 FC1 60mm SUPERPAVE 19.0 400mm GRANULAR 'A'	TEMPORARY WEST TIE-INS 40mm SUPERPAVE 12.5 FC1 85mm SUPERPAVE 25 450mm GRANULAR 'A'	MEDIAN 40mm SUPERPAVE 12.5 FC1 50mm SUPERPAVE 19 GRANULAR 'A' TO MATCH	BRIDGE DECK 40mm SUPERPAVE 12.5 FC1 40mm SUPERPAVE 12.5 FC1 10mm WATERPROOFING SYSTEM	APPROACH SLAB 40mm SUPERPAVE 12.5 FC1 50mm SUPERPAVE 19 250mm CONCRETE BASE	
RAMPS	E-S RAMP 40mm SUPERPAVE 12.5 FC2 50mm SUPERPAVE 19 75mm SUPERPAVE 25 480mm GRANULAR 'A' FILL 520mm GRANULAR 'A' CUT	E-S RAMP OUTER SHOULDERS 40mm SUPERPAVE 12.5 50mm SUPERPAVE 19 75mm SUPERPAVE 25 480mm GRANULAR 'A'	W-S RAMP 40mm SUPERPAVE 12.5 FC2 50mm SUPERPAVE 19 95mm SUPERPAVE 25 510mm GRANULAR 'A' FILL 550mm GRANULAR 'A' CUT	S-E RAMP 40mm SUPERPAVE 12.5 FC2 60mm SUPERPAVE 19 60mm SUPERPAVE 19 460mm GRANULAR 'A' FILL 510mm GRANULAR 'A' CUT	S-E RAMP OUTER SHOULDERS 40mm SUPERPAVE 12.5 50mm SUPERPAVE 19 530mm GRANULAR 'A' FILL 580mm GRANULAR 'A' CUT	S-W RAMP 40mm SUPERPAVE 12.5 FC2 50mm SUPERPAVE 19 95mm SUPERPAVE 25 510mm GRANULAR 'A' FILL 550mm GRANULAR 'A' CUT	S-W & W-S RAMP OUTER SHOULDERS 40mm SUPERPAVE 12.5 70mm SUPERPAVE 19 585mm GRANULAR 'A' FILL 625mm GRANULAR 'A' CUT
MISCELLANEOUS	ACCESS ROADS 300mm GRANULAR 'A'	PAVED ENTRANCES 40mm SUPERPAVE 12.5 FC1 50mm SUPERPAVE 19 300mm GRANULAR 'A'	GUSGO ACCESS ROAD 40mm SUPERPAVE 12.5 FC1 50mm SUPERPAVE 19 75mm SUPERPAVE 25 475mm GRANULAR 'A'				

1. TOP 1.2m OF FILL EMBANKMENTS SHALL BE CONSTRUCTED OF NON-FROST SUSCEPTIBLE MATERIALS.

		SCALE :				DESIGNED Sharm Talagala		 		TITLE HWY 427 EXPANSION								
		N.T.S				DRAWN Arash Khaleghi				TABLE								
						CHECKED Duncan Campbell												
						APPROVED LEAD ENGINEER Jonathan Mahacsi												
						APPROVED PROJ. MANAGER Peter Bamforth												
C	18/03/02	90% SUBMISSION TO CA								PROJECT ID.	STAGE IDENTIFIER	DESIGN PACKAGE NUMBER	DISCIPLINE	STRUCTURE NUMBER	DOCUMENT TYPE	DRAWING NUMBER	REVISION NUMBER	
B	18/01/05	90% SUBMISSION TO CA								H427-D	N	3	HWY	000	DWG	0077	C	
A	17/12/01	90% SUBMISSION TO CA																
NO.	DATE	REVISIONS		BY	CHK	LEAD. DISC.	PROJ. MAN.	NAME (PRINT)	INIT.	DATE								



















CITY OF TORONTO



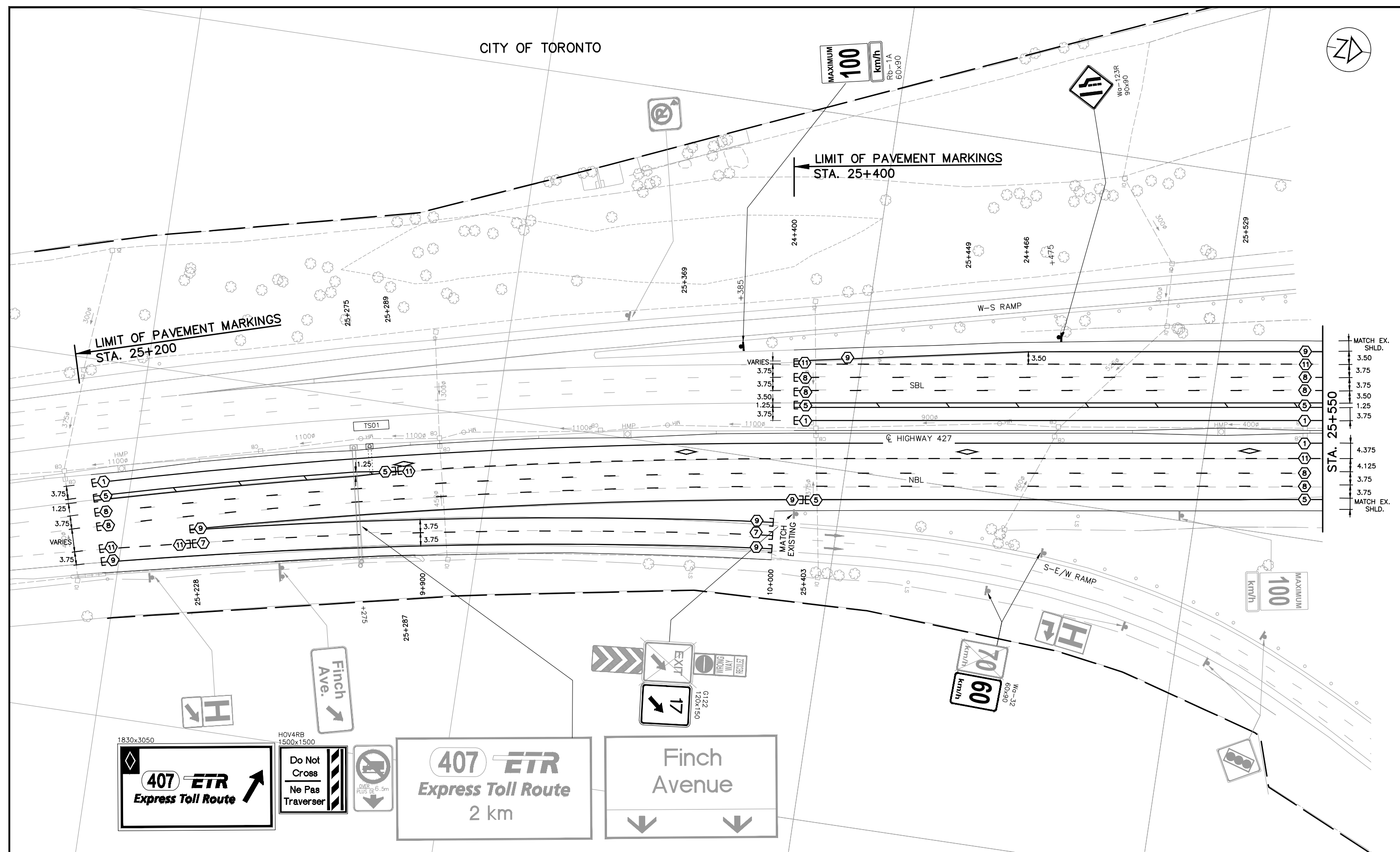
MAXIMUM 100 km/h  
RD-1A 60x90

LIMIT OF PAVEMENT MARKINGS  
STA. 25+400

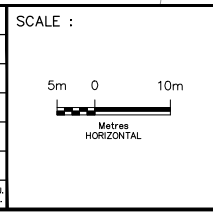
LIMIT OF PAVEMENT MARKINGS  
STA. 25+200

MATCH EX. SHLD.  
3.50  
3.75  
3.75  
3.50  
1.25  
3.75  
4.375  
4.125  
3.75  
3.75  
MATCH EX. SHLD.

STA. 25+550



NO.	DATE	REVISIONS	BY	CHK	LEAD. DES.	PROJ. MAN.
B	18/03/20	90% SUBMISSION TO CA				
A	18/01/12	90% SUBMISSION TO CA				



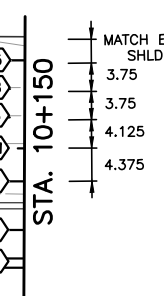
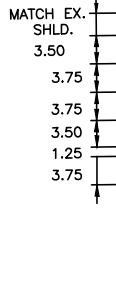
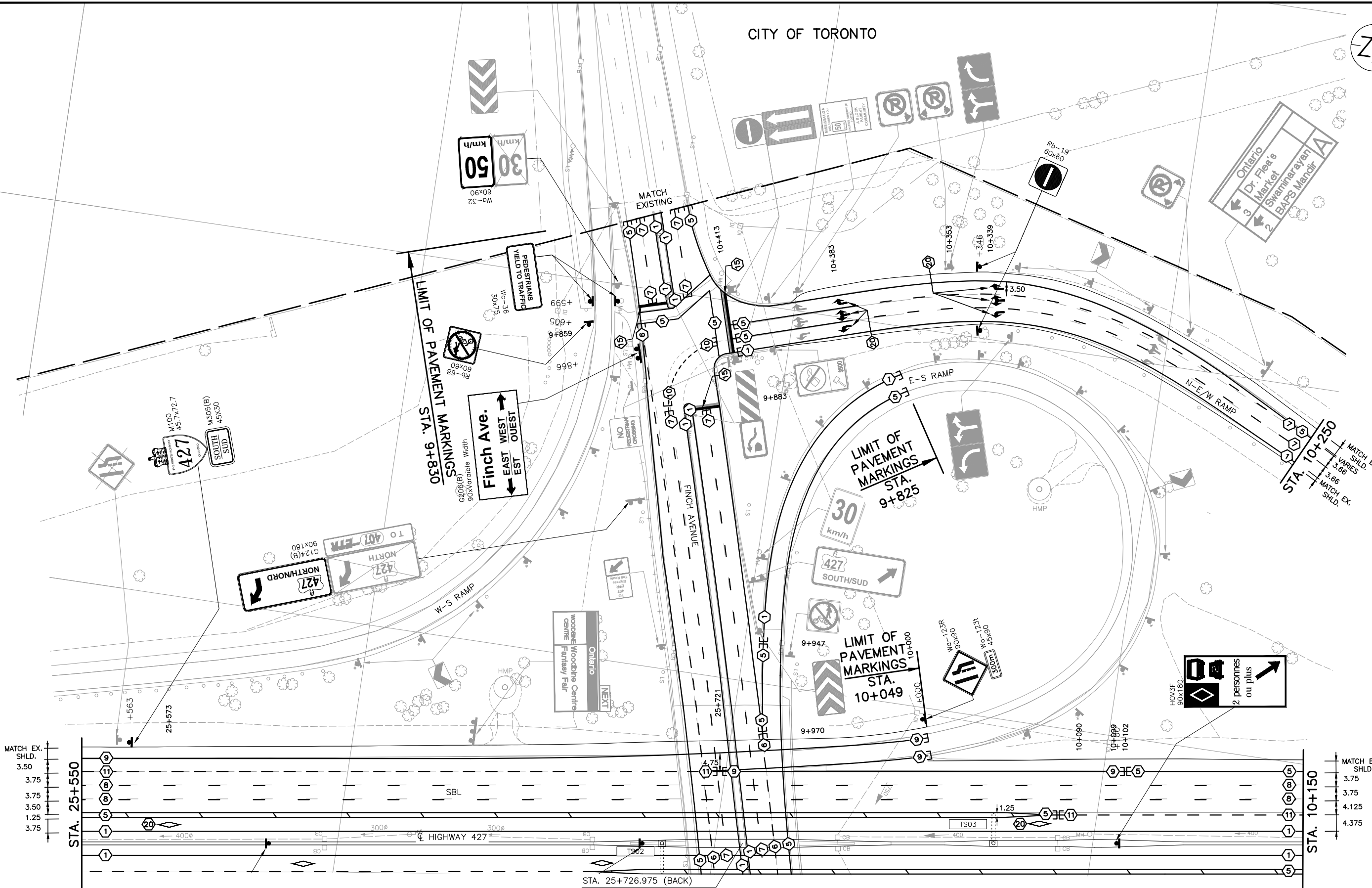
DESIGNED	PATRICK LECLERC
DRAWN	DAVID SANOSA
CHECKED	DUNCAN CAMPBELL
APPROVED LEAD ENGINEER	PATRICK LECLERC
APPROVED PROJ. MANAGER	PETER BAMFORTH

NAME (PRINT)	INIT.	DATE



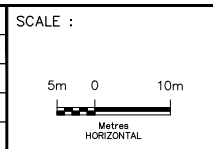
HWY 427 EXPANSION							
PAVEMENT MARKINGS AND SIGNING STA. 25+200 TO STA. 25+550							
PROJECT ID.	STAGE IDENTIFIER	DESIGN PACKAGE NUMBER	DISCIPLINE	STRUCTURE NUMBER	DOCUMENT TYPE	DRAWING NUMBER	REVISION NUMBER
H427-D	N	9	HWY	000	DWG	0262	B





STA. 25+726.975 (BACK)  
= STA. 10+000.000 (AHEAD)

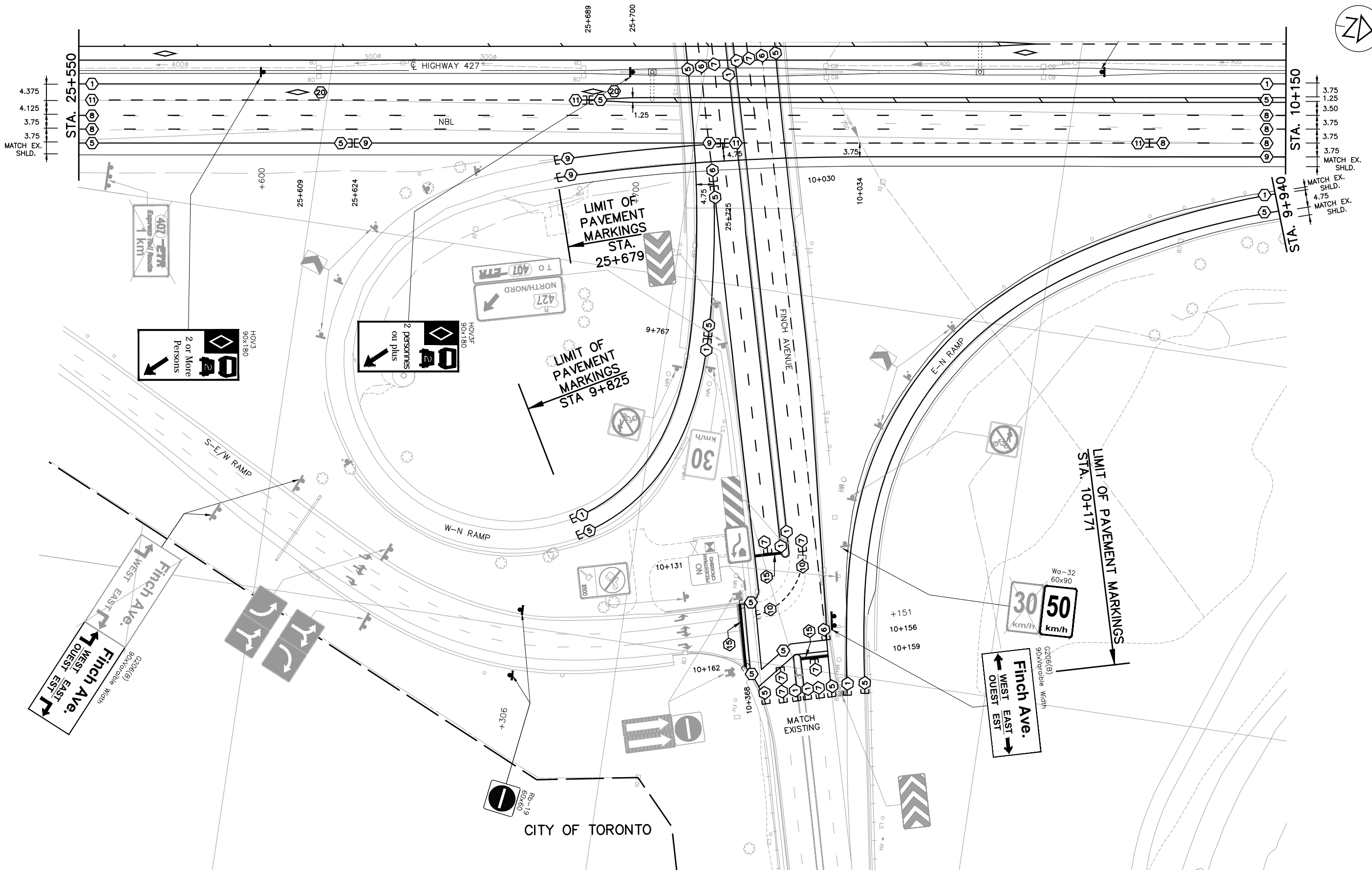
NO.	DATE	REVISIONS	BY	CHK	LEAD	PROJ.
B	18/03/20	90% SUBMISSION TO CA				
A	18/01/12	90% SUBMISSION TO CA				



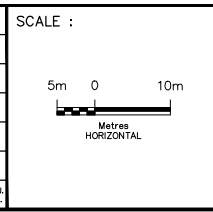
DESIGNED	PATRICK LECLERC	
DRAWN	DAVID SANOSA	
CHECKED	DUNCAN CAMPBELL	
APPROVED LEAD ENGINEER	PATRICK LECLERC	
APPROVED PROJ. MANAGER	PETER BAMFORTH	
NAME (PRINT)	INIT.	DATE



HWY 427 EXPANSION							
PAVEMENT MARKINGS AND SIGNING							
STA. 25+550 TO STA. 10+150							
PROJECT ID.	STAGE IDENTIFIER	DESIGN PACKAGE NUMBER	DISCIPLINE	STRUCTURE NUMBER	DOCUMENT TYPE	DRAWING NUMBER	REVISION NUMBER
H427-D	N	9	HWY	000	DWG	0263	B

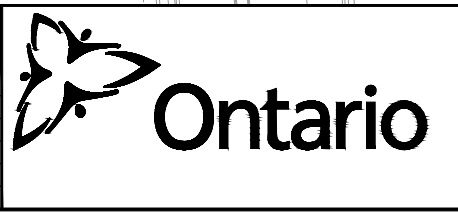


NO.	DATE	REVISIONS	BY	CHK	LEAD. DES.	PROJ. MGR.
B	18/03/20	90% SUBMISSION TO CA				
A	18/01/12	90% SUBMISSION TO CA				



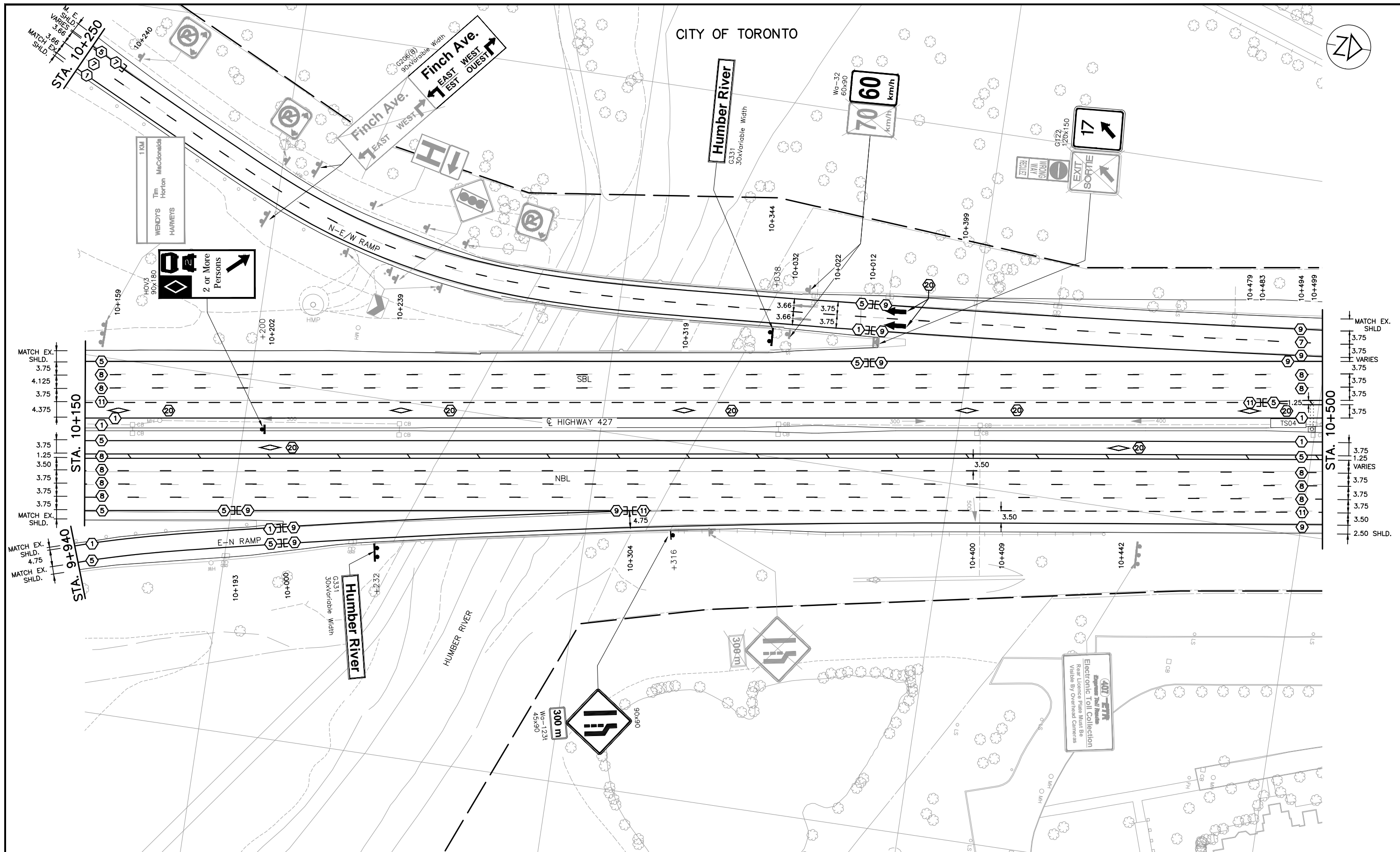
DESIGNED	PATRICK LECLERC
DRAWN	DAVID SANOSA
CHECKED	DUNCAN CAMPBELL
APPROVED LEAD ENGINEER	PATRICK LECLERC
APPROVED PROJ. MANAGER	PETER BAMFORTH

NAME (PRINT)	INIT.	DATE



HWY 427 EXPANSION							
PAVEMENT MARKINGS AND SIGNING							
STA. 25+550 TO STA. 10+150							
PROJECT ID.	STAGE IDENTIFIER	DESIGN PACKAGE NUMBER	DISCIPLINE	STRUCTURE NUMBER	DOCUMENT TYPE	DRAWING NUMBER	REVISION NUMBER
H427-D	N	9	HWY	000	DWG	0264	B

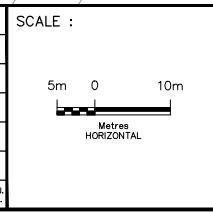




MATCH EX. SHLD.	3.75
	4.125
	3.75
	4.375
	3.75
	1.25
	3.50
	3.75
	3.75
	3.75
MATCH EX. SHLD.	3.75
MATCH EX. SHLD.	4.75
MATCH EX. SHLD.	4.75

MATCH EX. SHLD.	3.75
	3.75
	VARIES
	3.75
	3.75
	3.75
	3.75
	3.75
	3.75
	3.75
	3.50
	2.50 SHLD.

NO.	DATE	REVISIONS	BY	CHK	LEAD. DES.	PROJ. MAN.
B	18/03/20	90% SUBMISSION TO CA				
A	18/01/12	90% SUBMISSION TO CA				



DESIGNED	PATRICK LECLERC
DRAWN	DAVID SANOSA
CHECKED	DUNCAN CAMPBELL
APPROVED LEAD ENGINEER	PATRICK LECLERC
APPROVED PROJ. MANAGER	PETER BAMFORTH

NAME (PRINT)	INIT.	DATE



<b>HWY 427 EXPANSION</b>							
<b>PAVEMENT MARKINGS AND SIGNING</b>							
<b>STA. 10+150 TO STA. 10+500</b>							
PROJECT ID.	STAGE IDENTIFIER	DESIGN PACKAGE NUMBER	DISCIPLINE	STRUCTURE NUMBER	DOCUMENT TYPE	DRAWING NUMBER	REVISION NUMBER
H427-D	N	9	HWY	000	DWG	0265	B



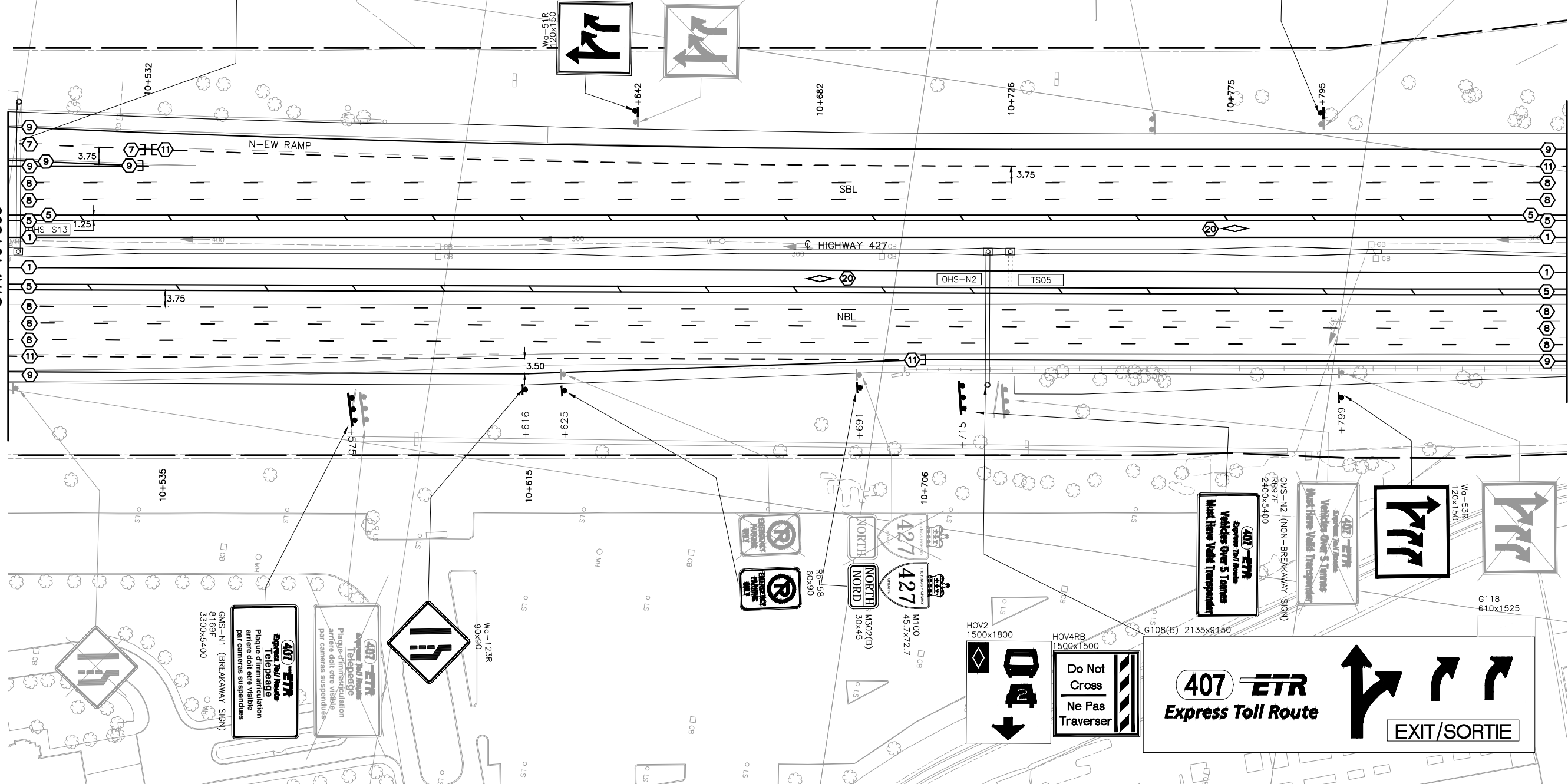
 Rexdale Blvd.  Derry Rd.	 Do Not Cross Ne Pas Traverser	Rexdale Blvd. 1.9 km  Derry Rd.	Finch Avenue ↓ ↓
		 Pearson 409 3.6 km	

HIGHWAY MAINTENANCE BY  
 Carillion Canada Inc.  
 1-877-905-7770  
 Carillion Ontario



MATCH EX. SHLD. 3.75  
 VARIES 3.75  
 STA. 10+500  
 2.50 SHLD.

MATCH EX. SHLD. 3.75  
 VARIES 3.75  
 STA. 10+850  
 3.00 SHLD.

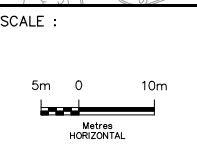


**407-ETR**  
 Express Toll Route  
 Plaque d'information  
 arriere doit être visible  
 par caméras suspendues

**407-ETR**  
 Express Toll Route  
 Vehicles Over 5 Tonnes  
 Must Have Valid Transponder

 407-ETR Express Toll Route	 Do Not Cross Ne Pas Traverser	EXIT/SORTIE
		407-ETR Express Toll Route

NO.	DATE	REVISIONS	BY	CHK	LEAD.	PROJ.
B	18/03/20	90% SUBMISSION TO CA				
A	18/01/12	90% SUBMISSION TO CA				

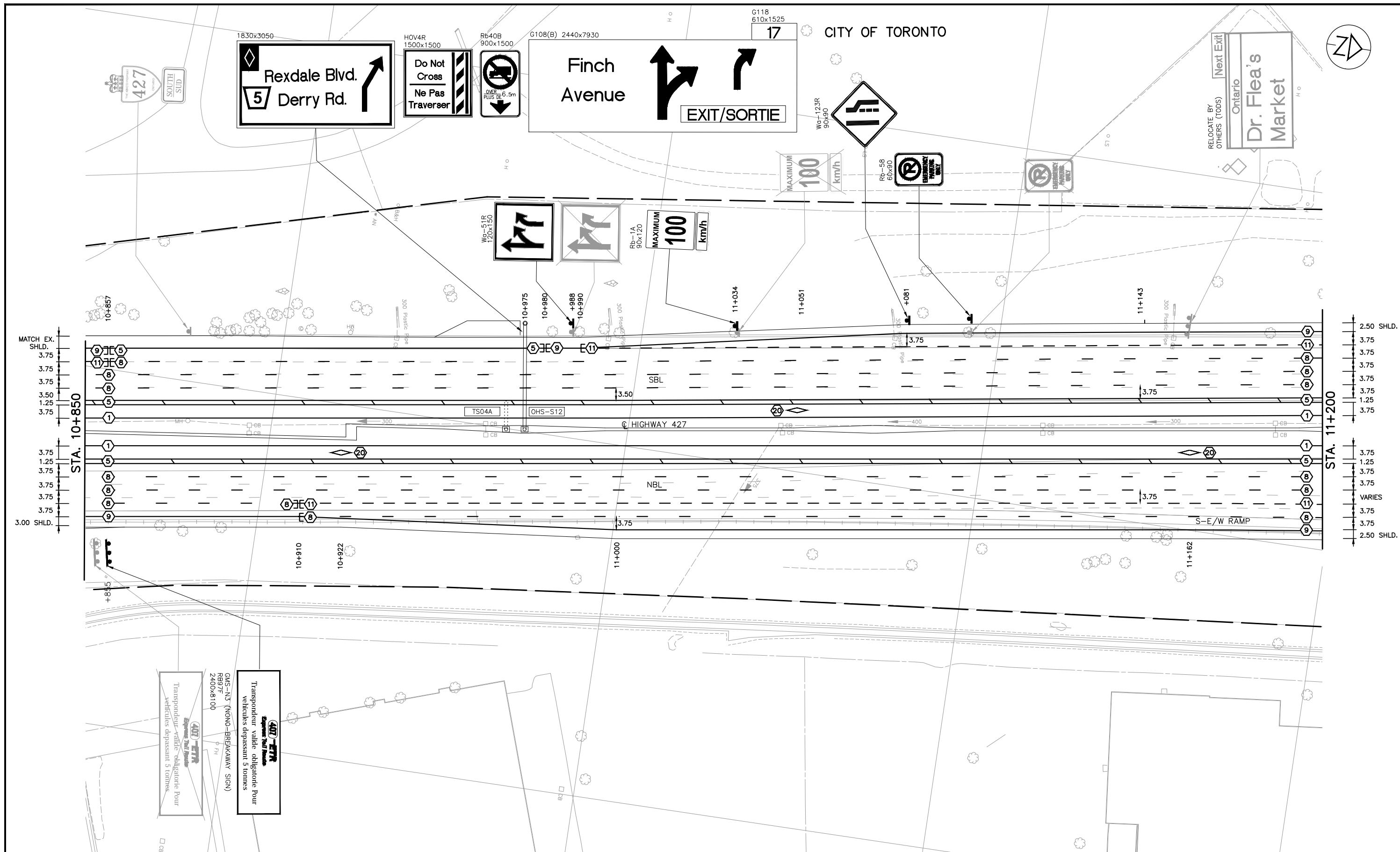


DESIGNED	PATRICK LECLERC		
DRAWN	DAVID SANOSA		
CHECKED	DUNCAN CAMPBELL		
APPROVED LEAD ENGINEER	PATRICK LECLERC		
APPROVED PROJ. MANAGER	PETER BAMFORTH		
NAME (PRINT)		INIT.	DATE

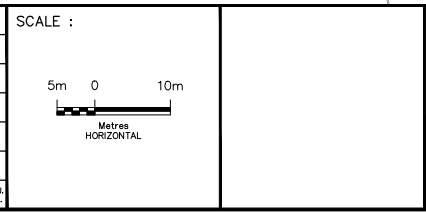


HWY 427 EXPANSION							
PAVEMENT MARKINGS AND SIGNING STA. 10+500 TO STA. 10+850							
PROJECT ID.	STAGE IDENTIFIER	DESIGN PACKAGE NUMBER	DISCIPLINE	STRUCTURE NUMBER	DOCUMENT TYPE	DRAWING NUMBER	REVISION NUMBER
H427-D	N	9	HWY	000	DWG	0266	B





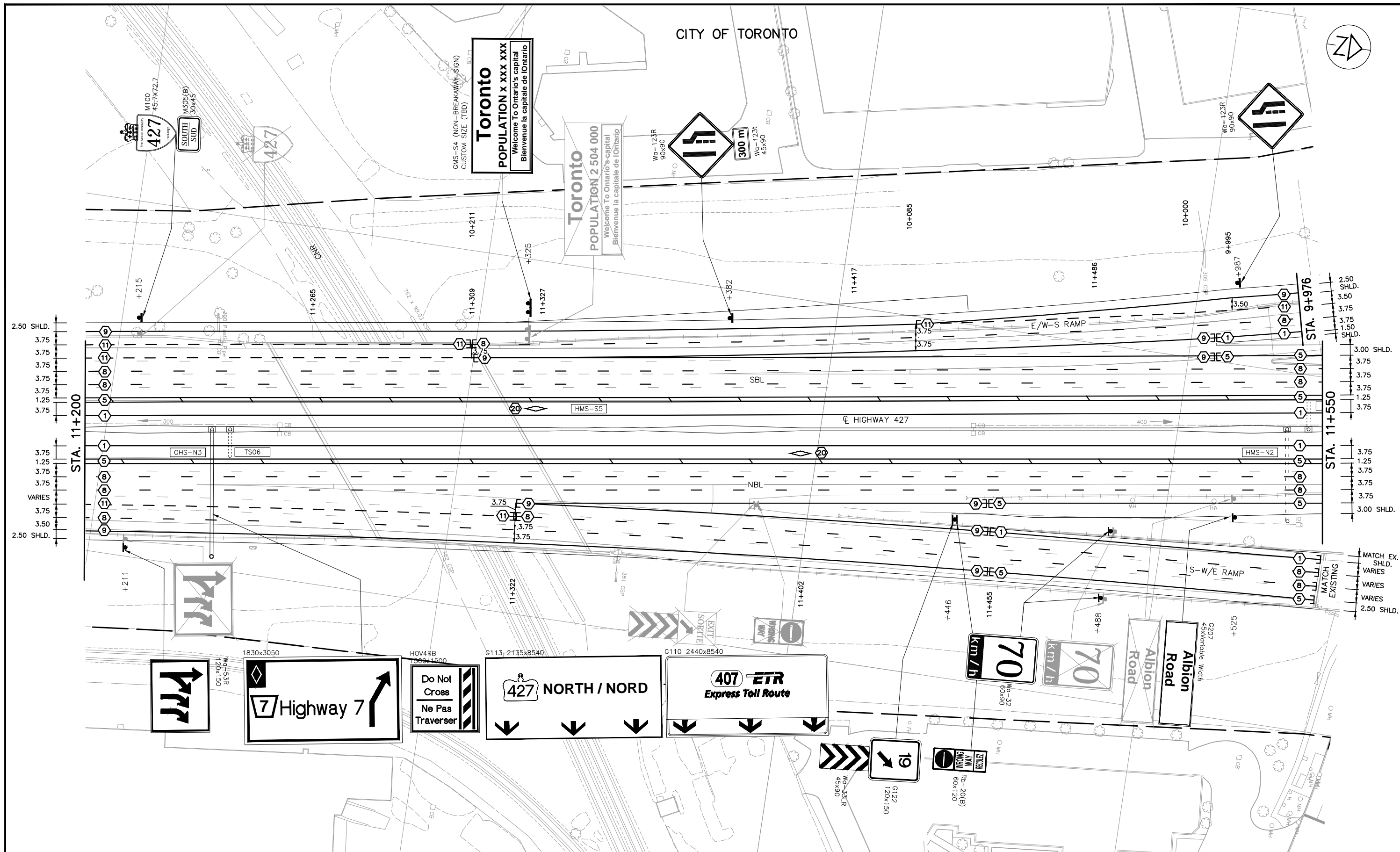
NO.	DATE	REVISIONS	BY	CHK	LEAD. DES.	PROJ. MAN.
B	18/03/20	90% SUBMISSION TO CA				
A	18/01/12	90% SUBMISSION TO CA				



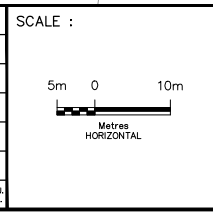
DESIGNED	PATRICK LECLERC		
DRAWN	DAVID SANOSA		
CHECKED	DUNCAN CAMPBELL		
APPROVED LEAD ENGINEER	PATRICK LECLERC		
APPROVED PROJ. MANAGER	PETER BAMFORTH		
		NAME (PRINT)	INIT. DATE



HWY 427 EXPANSION							
PAVEMENT MARKINGS AND SIGNING STA. 10+850 TO STA. 11+200							
PROJECT ID.	STAGE IDENTIFIER	DESIGN PACKAGE NUMBER	DISCIPLINE	STRUCTURE NUMBER	DOCUMENT TYPE	DRAWING NUMBER	REVISION NUMBER
H427-D	N	9	HWY	000	DWG	0267	B

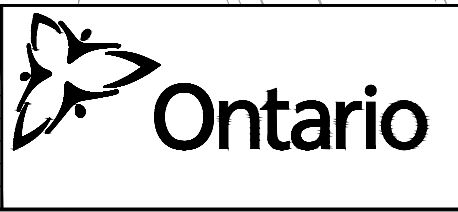


NO.	DATE	REVISIONS	BY	CHK	LEAD. DES.	PROJ. MAN.
B	18/03/20	90% SUBMISSION TO CA				
A	18/01/12	90% SUBMISSION TO CA				



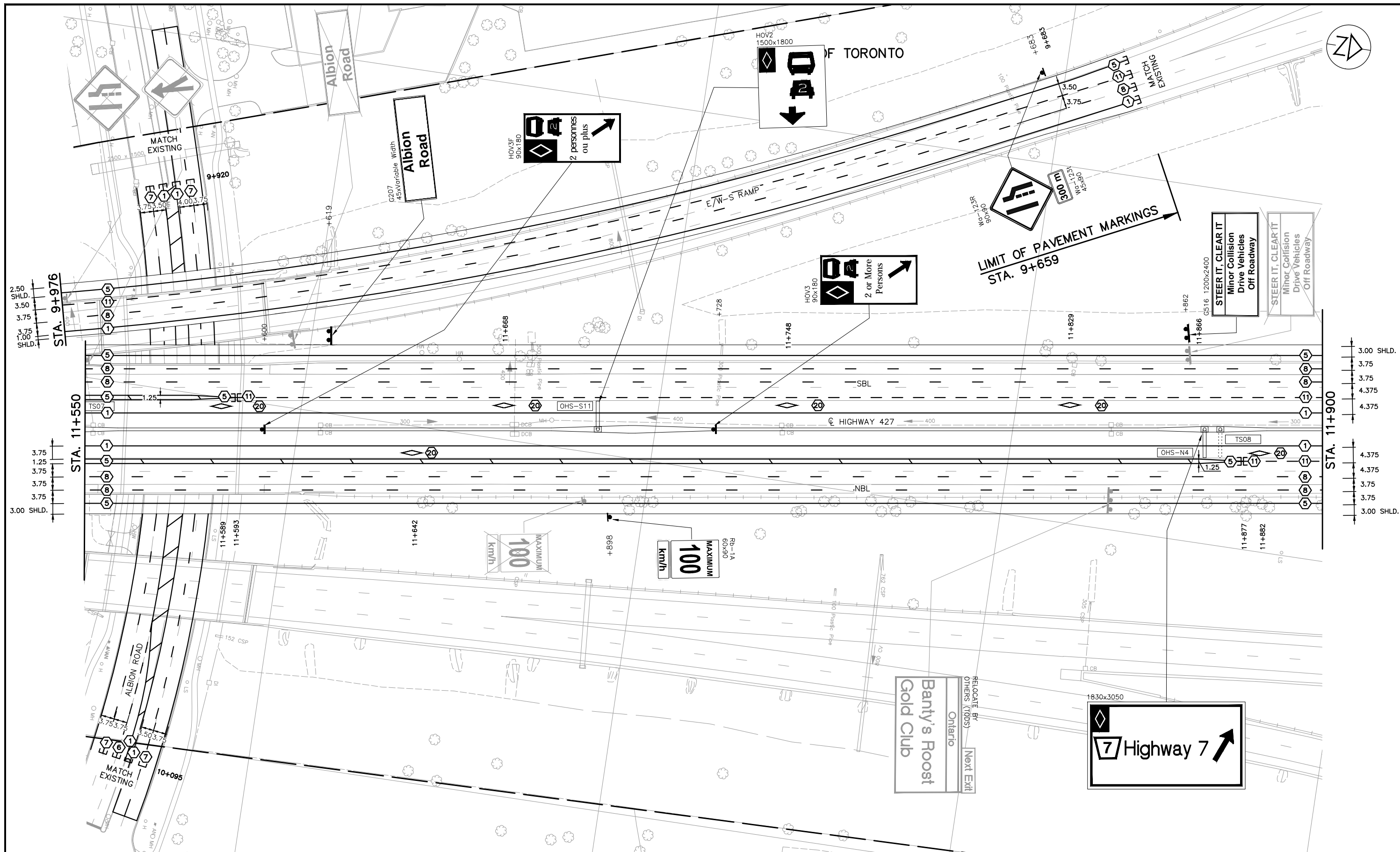
DESIGNED	PATRICK LECLERC
DRAWN	DAVID SANOSA
CHECKED	DUNCAN CAMPBELL
APPROVED LEAD ENGINEER	PATRICK LECLERC
APPROVED PROJ. MANAGER	PETER BAMFORTH

NAME (PRINT)	INIT.	DATE

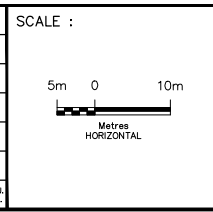


HWY 427 EXPANSION							
PAVEMENT MARKINGS AND SIGNING							
STA. 11+200 TO STA. 11+550							
PROJECT ID.	STAGE IDENTIFIER	DESIGN PACKAGE NUMBER	DISCIPLINE	STRUCTURE NUMBER	DOCUMENT TYPE	DRAWING NUMBER	REVISION NUMBER
H427-D	N	9	HWY	000	DWG	0268	B





NO.	DATE	REVISIONS	BY	CHK	LEAD.	PROJ.
B	18/03/20	90% SUBMISSION TO CA				
A	18/01/12	90% SUBMISSION TO CA				

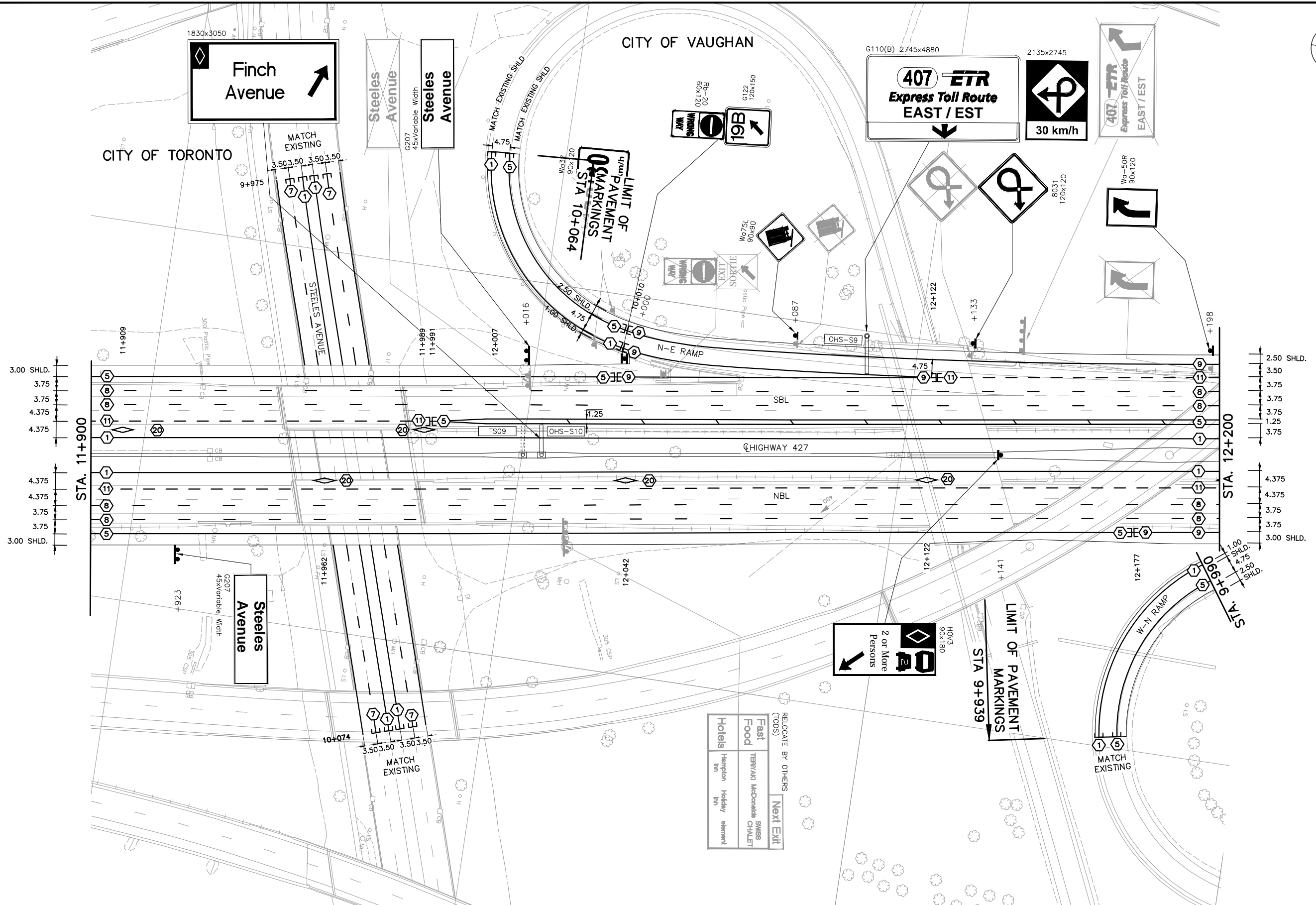


DESIGNED	PATRICK LECLERC
DRAWN	DAVID SANOSA
CHECKED	DUNCAN CAMPBELL
APPROVED LEAD ENGINEER	PATRICK LECLERC
APPROVED PROJ. MANAGER	PETER BAMFORTH

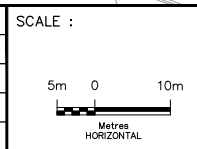
NAME (PRINT)	INT.	DATE



HWY 427 EXPANSION							
PAVEMENT MARKINGS AND SIGNING							
STA. 11+550 TO STA. 11+900							
PROJECT ID.	STAGE IDENTIFIER	DESIGN PACKAGE NUMBER	DISCIPLINE	STRUCTURE NUMBER	DOCUMENT TYPE	DRAWING NUMBER	REVISION NUMBER
H427-D	N	9	HWY	000	DWG	0269	B



Hotels	Hampton Holiday element Inn	Next Exit
Food	TERIYAKI McDonald's CHALET	SWISS
RELOCATE BY OTHERS (FOODS)		



DESIGNED	PATRICK LECLERC		
DRAWN	DAVID SANOSA		
CHECKED	DUNCAN CAMPBELL		
APPROVED LEAD ENGINEER	PATRICK LECLERC		
APPROVED PROJ. MANAGER	PETER BAMFORTH		
CONSULTANT		NAME (PRINT)	INIT. DATE

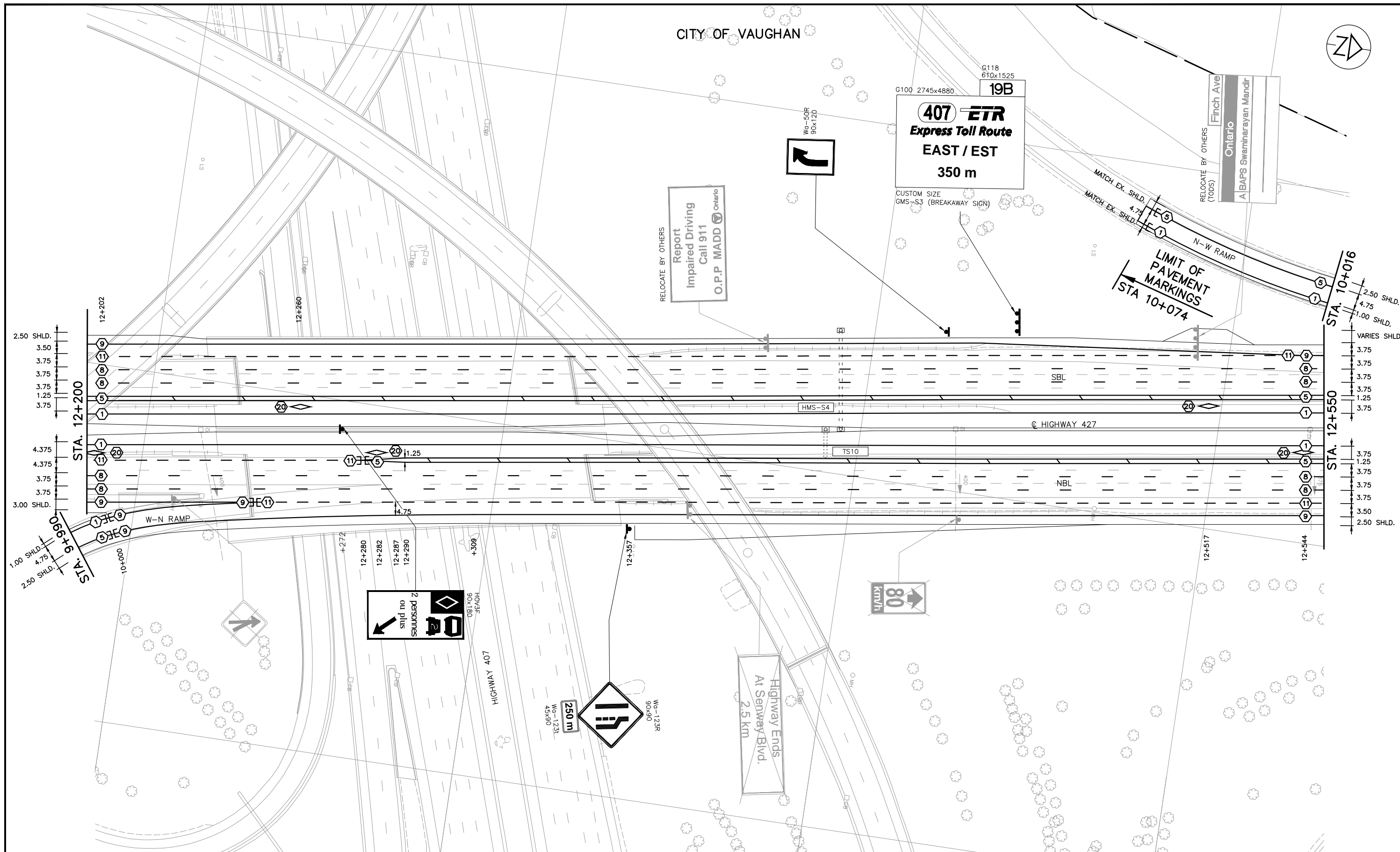


HWY 427 EXPANSION							
PAVEMENT MARKINGS AND SIGNING							
STA. 11+900 TO STA. 12+200							
PROJECT ID.	STAGE IDENTIFIER	DESIGN PACKAGE NUMBER	DISCIPLINE	STRUCTURE NUMBER	DOCUMENT TYPE	DRAWING NUMBER	REVISION NUMBER
H427-D	N	9	HWY	000	DWG	0270	B

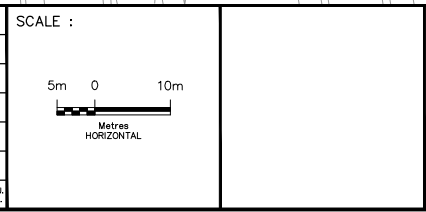
NO.	DATE	REVISIONS	BY	CHK.	LEAD. ENGR.	PROJ. MAN.
B	18/03/20	90% SUBMISSION TO CA				
A	18/01/12	90% SUBMISSION TO CA				



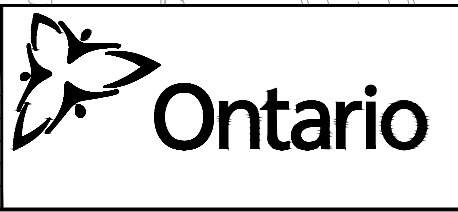




NO.	DATE	REVISIONS	BY	CHK	LEAD. DES.	PROJ. MGR.
B	18/03/20	90% SUBMISSION TO CA				
A	18/01/12	90% SUBMISSION TO CA				



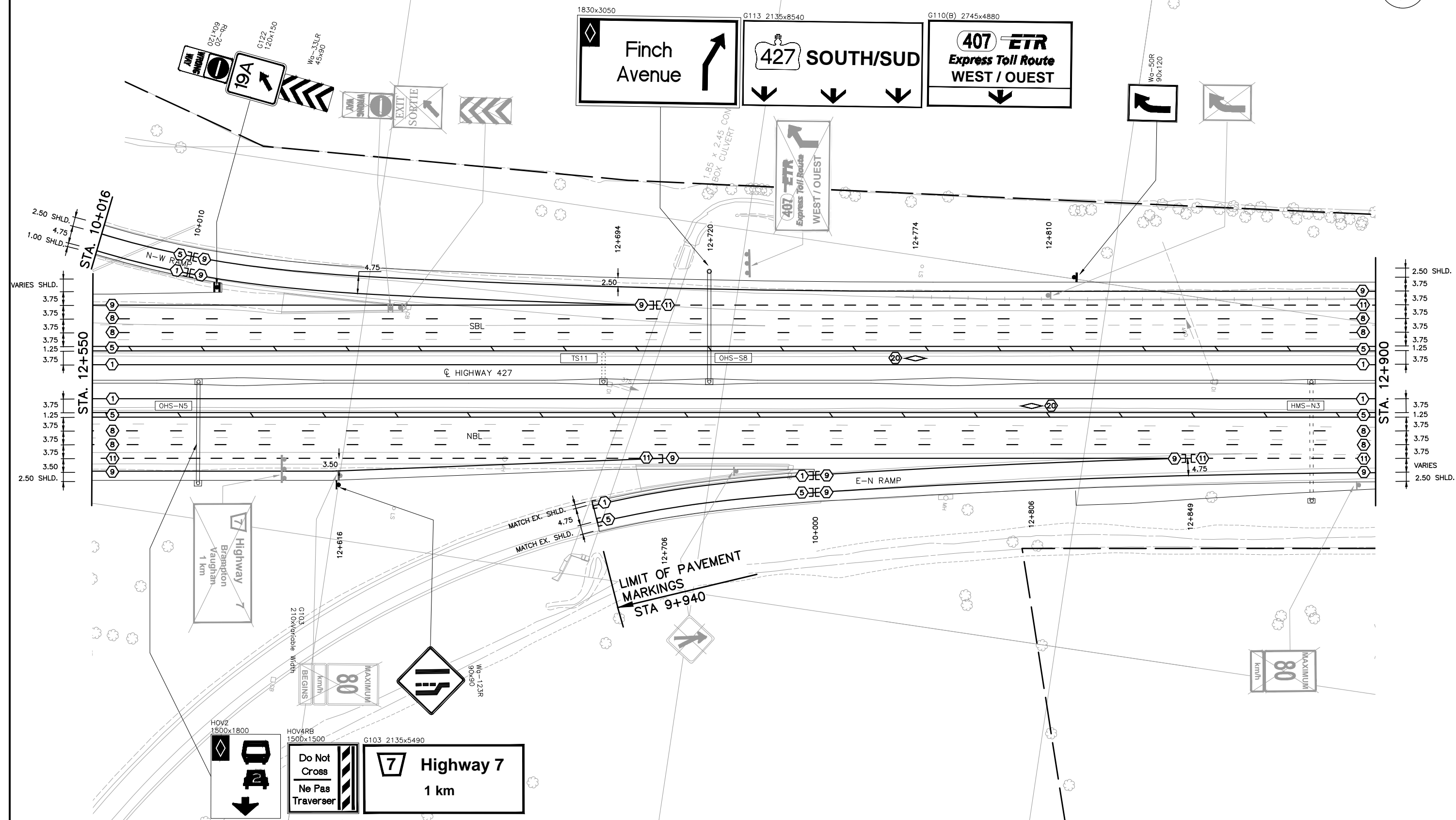
DESIGNED	PATRICK LECLERC		
DRAWN	DAVID SANOSA		
CHECKED	DUNCAN CAMPBELL		
APPROVED LEAD ENGINEER	PATRICK LECLERC		
APPROVED PROJ. MANAGER	PETER BAMFORTH		
		NAME (PRINT)	INIT. DATE



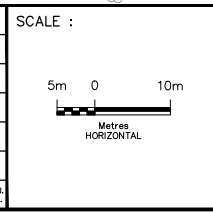
HWY 427 EXPANSION							
PAVEMENT MARKINGS AND SIGNING STA. 12+200 TO STA. 12+550							
PROJECT ID.	STAGE IDENTIFIER	DESIGN PACKAGE NUMBER	DISCIPLINE	STRUCTURE NUMBER	DOCUMENT TYPE	DRAWING NUMBER	REVISION NUMBER
H427-D	N	9	HWY	000	DWG	0272	B



CITY OF VAUGHAN



NO.	DATE	REVISIONS	BY	CHK	LEAD. DES.	PROJ. MAN.
B	18/03/20	90% SUBMISSION TO CA				
A	18/01/12	90% SUBMISSION TO CA				



DESIGNED	PATRICK LECLERC
DRAWN	DAVID SANOSA
CHECKED	DUNCAN CAMPBELL
APPROVED LEAD ENGINEER	PATRICK LECLERC
APPROVED PROJ. MANAGER	PETER BAMFORTH

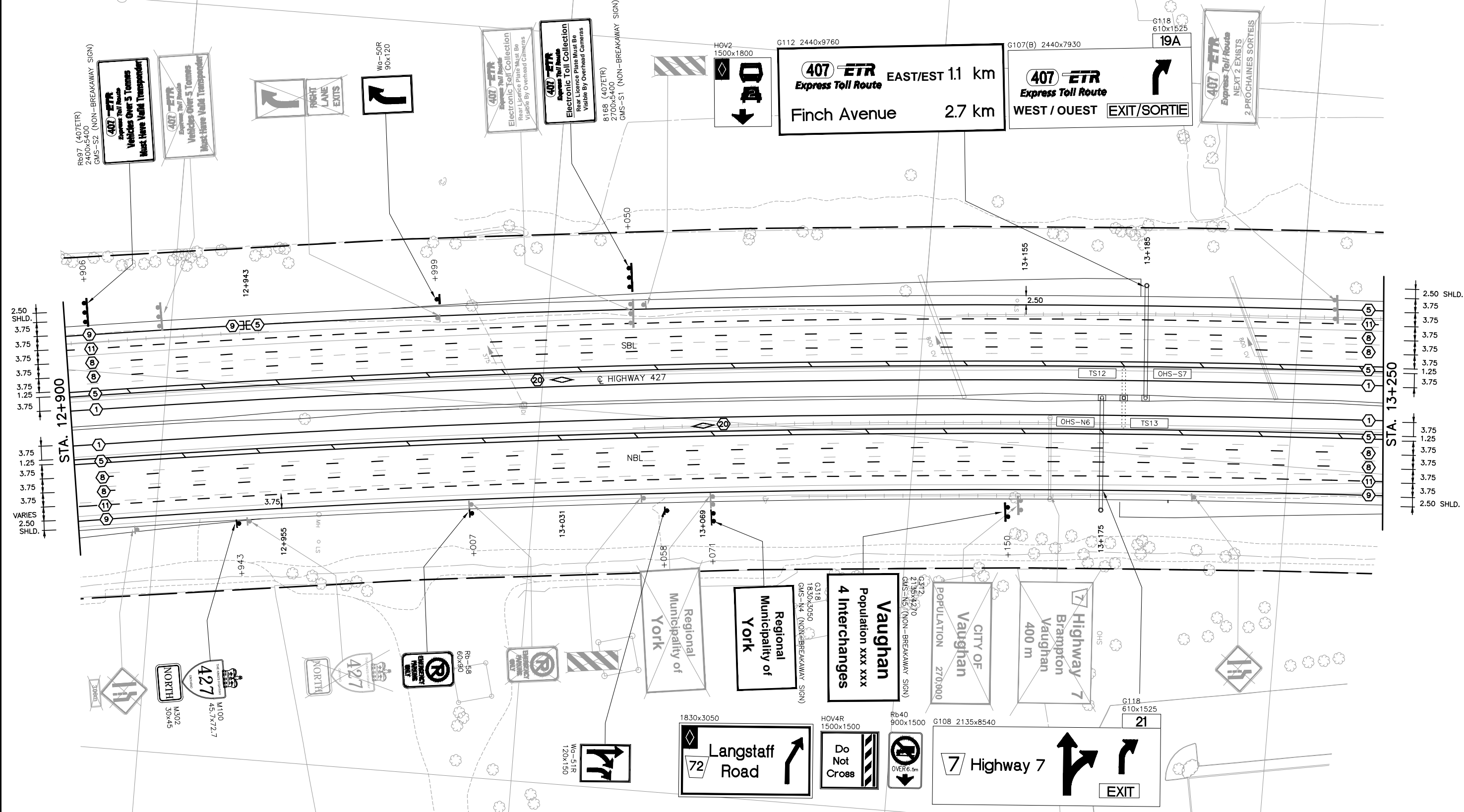
NAME (PRINT)	INIT.	DATE



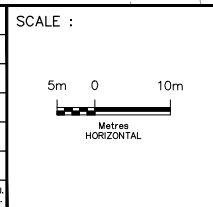
HWY 427 EXPANSION							
PAVEMENT MARKINGS AND SIGNING							
STA. 12+550 TO STA. 12+900							
PROJECT ID.	STAGE IDENTIFIER	DESIGN PACKAGE NUMBER	DISCIPLINE	STRUCTURE NUMBER	DOCUMENT TYPE	DRAWING NUMBER	REVISION NUMBER
H427-D	N	9	HWY	000	DWG	0273	B



CITY OF VAUGHAN



NO.	DATE	REVISIONS	BY	CHK	LEAD	PROJ.	MAN.
B	18/03/20	90% SUBMISSION TO CA					
A	18/01/12	90% SUBMISSION TO CA					



DESIGNED	PATRICK LECLERC
DRAWN	DAVID SANOSA
CHECKED	DUNCAN CAMPBELL
APPROVED LEAD ENGINEER	PATRICK LECLERC
APPROVED PROJ. MANAGER	PETER BAMFORTH

NAME (PRINT)	INIT.	DATE

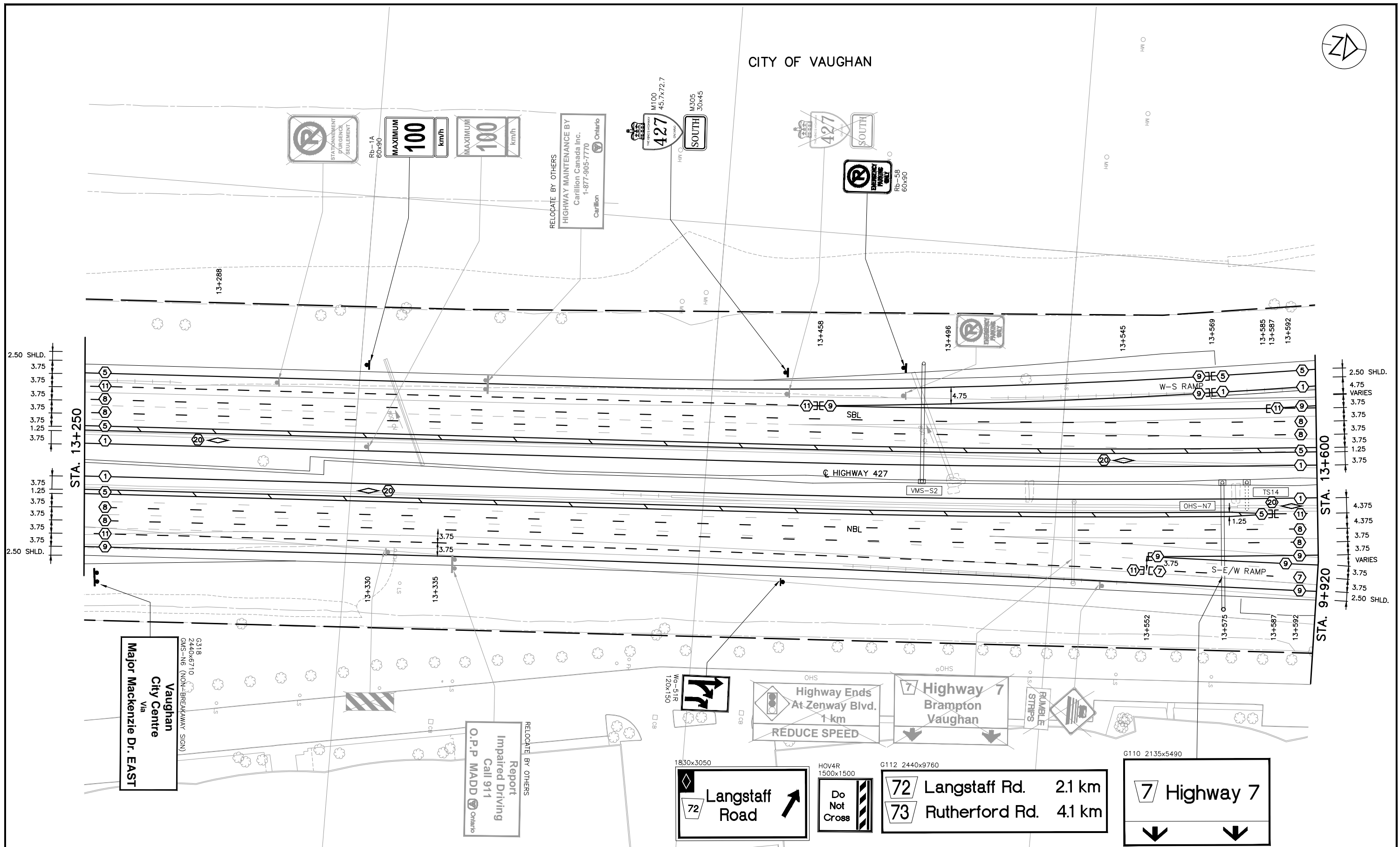


HWY 427 EXPANSION							
PAVEMENT MARKINGS AND SIGNING							
STA. 12+900 TO STA. 13+250							
PROJECT ID.	STAGE IDENTIFIER	DESIGN PACKAGE NUMBER	DISCIPLINE	STRUCTURE NUMBER	DOCUMENT TYPE	DRAWING NUMBER	REVISION NUMBER
H427-D	N	9	HWY	000	DWG	0274	B





CITY OF VAUGHAN



Vaughan City Centre  
via  
Major Mackenzie Dr. EAST

Report Impaired Driving  
Call 911  
O.P.P. MADD Ontario

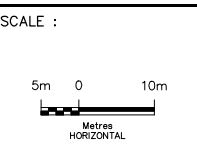
Langstaff Road

Do Not Cross

72 Langstaff Rd. 2.1 km  
73 Rutherford Rd. 4.1 km

Highway 7

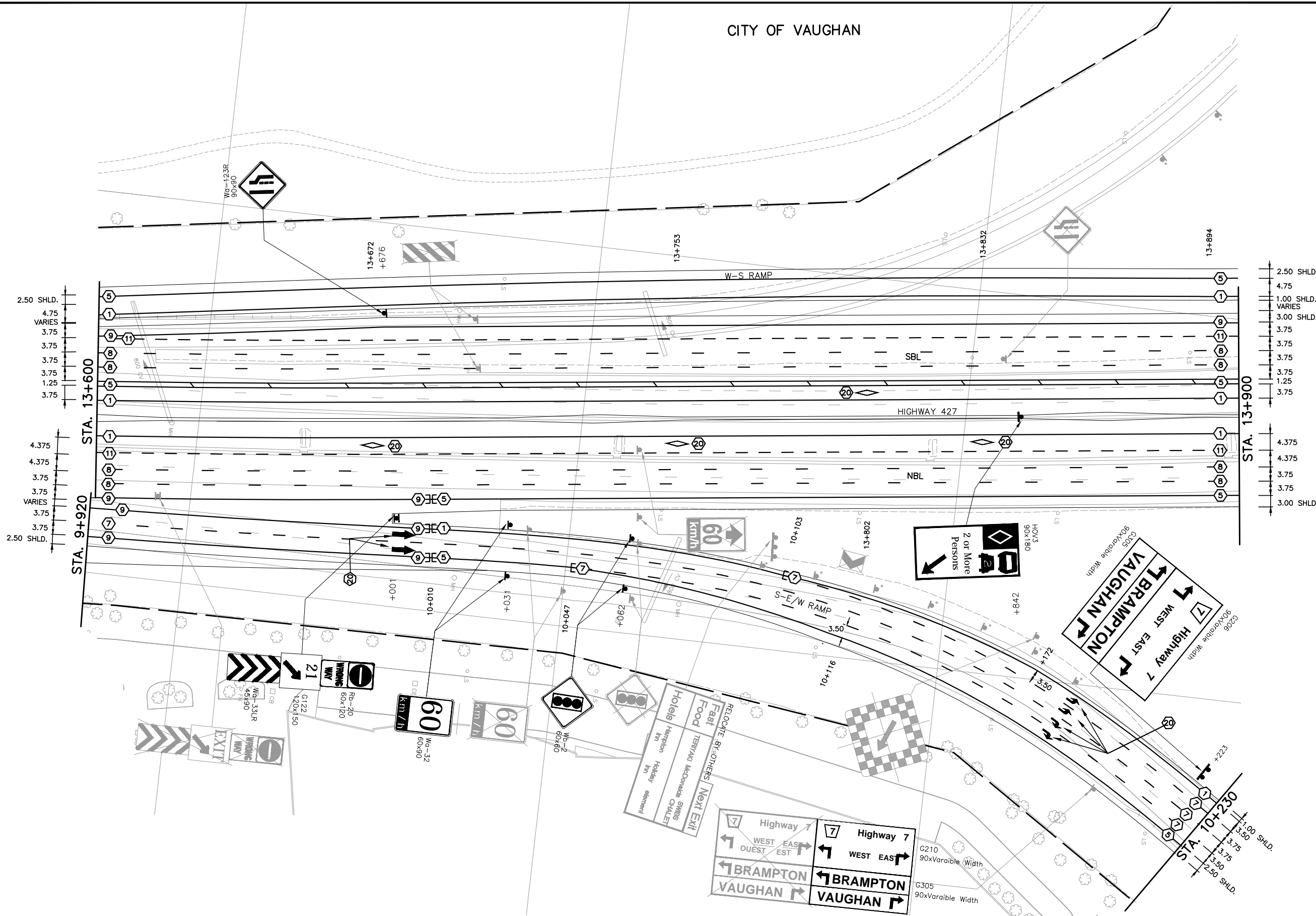
NO.	DATE	REVISIONS	BY	CHK	LEAD	PROJ.
B	18/03/20	90% SUBMISSION TO CA				
A	18/01/12	90% SUBMISSION TO CA				



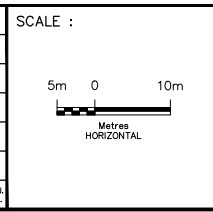
DESIGNED	PATRICK LECLERC	INIT.	DATE
DRAWN	DAVID SANOSA		
CHECKED	DUNCAN CAMPBELL		
APPROVED LEAD ENGINEER	PATRICK LECLERC		
APPROVED PROJ. MANAGER	PETER BAMFORTH		



HWY 427 EXPANSION							
PAVEMENT MARKINGS AND SIGNING							
STA. 13+250 TO STA. 13+600							
PROJECT ID.	STAGE IDENTIFIER	DESIGN PACKAGE NUMBER	DISCIPLINE	STRUCTURE NUMBER	DOCUMENT TYPE	DRAWING NUMBER	REVISION NUMBER
H427-D	N	9	HWY	000	DWG	0275	B



NO.	DATE	REVISIONS	BY	CHK	LEAD	PROJ.
B	18/03/20	90% SUBMISSION TO CA				
A	18/01/12	90% SUBMISSION TO CA				



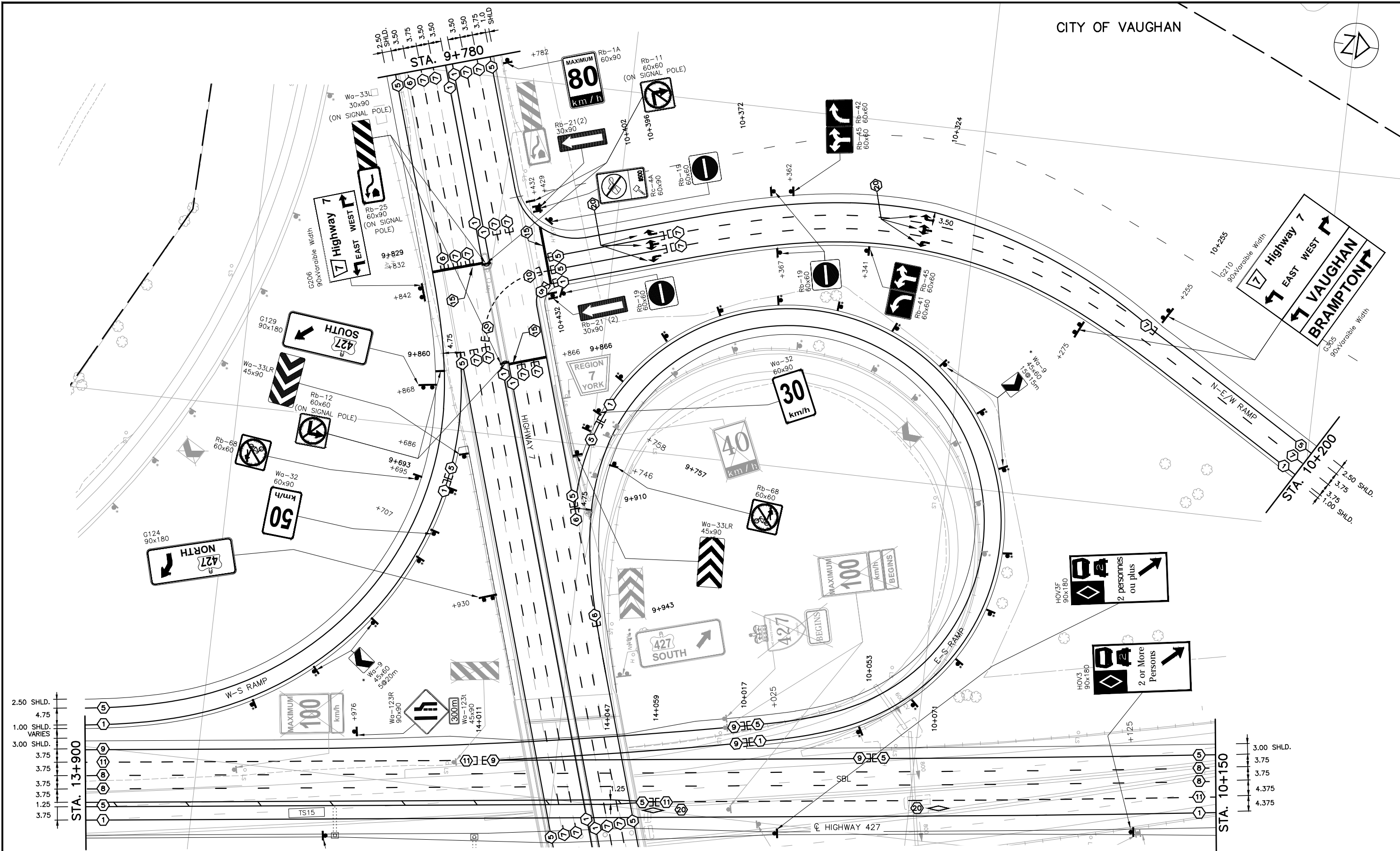
DESIGNED	PATRICK LECLERC
DRAWN	DAVID SANOSA
CHECKED	DUNCAN CAMPBELL
APPROVED LEAD ENGINEER	PATRICK LECLERC
APPROVED PROJ. MANAGER	PETER BAMFORTH

CONSULTANT	NAME (PRINT)	INIT.	DATE



HWY 427 EXPANSION							
PAVEMENT MARKINGS AND SIGNING							
STA. 13+600 TO STA. 13+900							
PROJECT ID.	STAGE IDENTIFIER	DESIGN PACKAGE NUMBER	DISCIPLINE	STRUCTURE NUMBER	DOCUMENT TYPE	DRAWING NUMBER	REVISION NUMBER
H427-D	N	9	HWY	000	DWG	0276	B

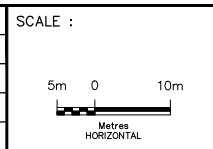




2.50 SHLD.	5
4.75	1
1.00 SHLD. VARIES	
3.00 SHLD.	9
3.75	11
3.75	8
3.75	8
3.75	8
1.25	5
3.75	1

3.00 SHLD.	5
3.75	6
3.75	8
4.375	11
4.375	1

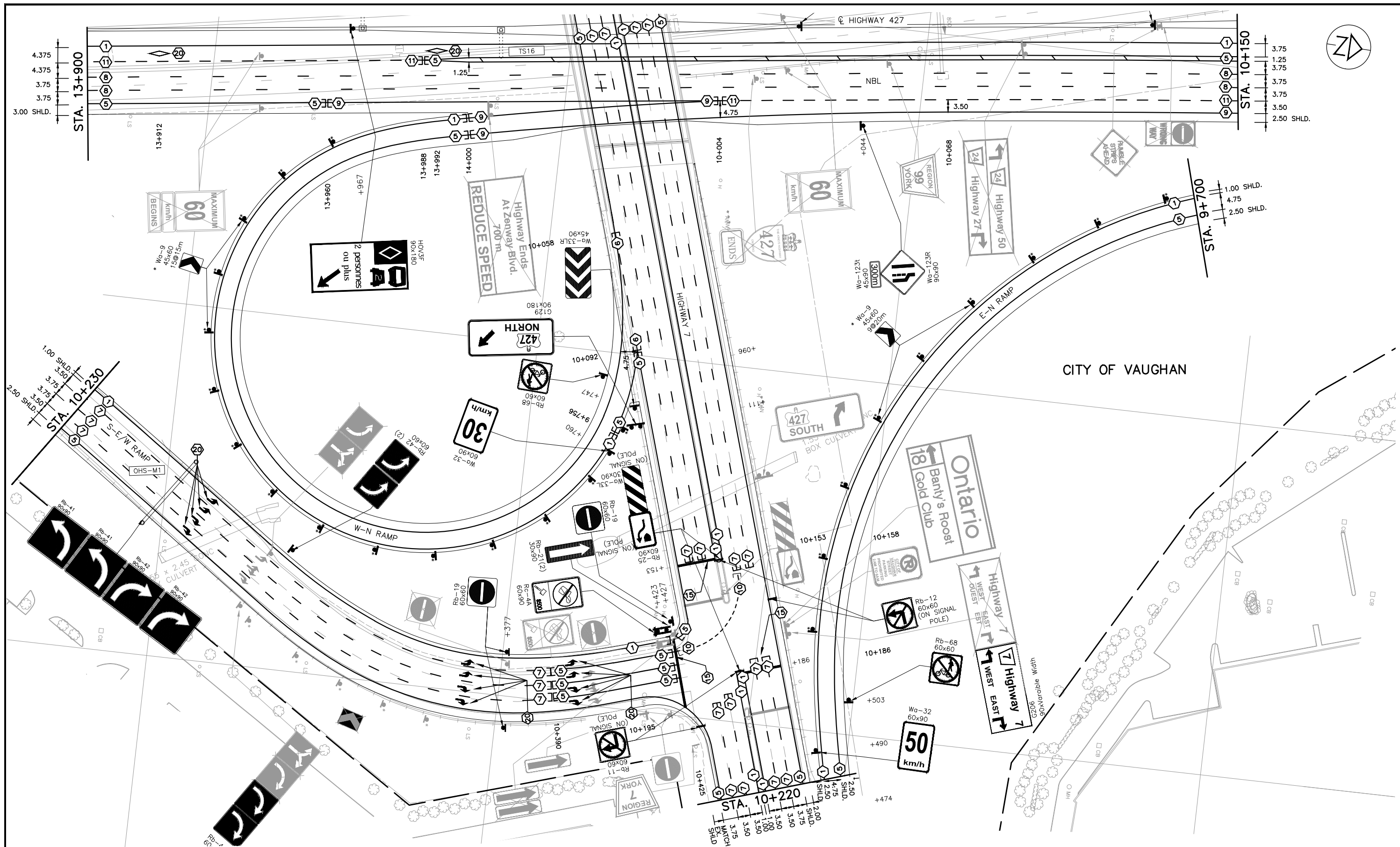
NO.	DATE	REVISIONS	BY	CHK	LEAD	PROJ.
B	18/03/20	90% SUBMISSION TO CA				
A	18/01/12	90% SUBMISSION TO CA				



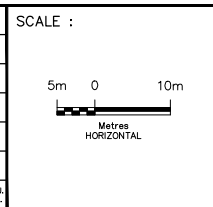
DESIGNED	PATRICK LECLERC	
DRAWN	DAVID SANOSA	
CHECKED	DUNCAN CAMPBELL	
APPROVED LEAD ENGINEER	PATRICK LECLERC	
APPROVED PROJ. MANAGER	PETER BAMFORTH	
CONSULTANT		
	NAME (PRINT)	INIT. DATE



HWY 427 EXPANSION							
PAVEMENT MARKINGS AND SIGNING							
STA. 13+950 TO STA. 10+150							
PROJECT ID.	STAGE IDENTIFIER	DESIGN PACKAGE NUMBER	DISCIPLINE	STRUCTURE NUMBER	DOCUMENT TYPE	DRAWING NUMBER	REVISION NUMBER
H427-D	N	9	HWY	000	DWG	0277	B



NO.	DATE	REVISIONS	BY	CHK	LEAD	PROJ.
B	18/03/20	90% SUBMISSION TO CA				
A	18/01/12	90% SUBMISSION TO CA				



DESIGNED	PATRICK LECLERC
DRAWN	DAVID SANOSA
CHECKED	DUNCAN CAMPBELL
APPROVED LEAD ENGINEER	PATRICK LECLERC
APPROVED PROJ. MANAGER	PETER BAMFORTH

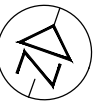
NAME (PRINT)	INIT.	DATE



HWY 427 EXPANSION							
PAVEMENT MARKINGS AND SIGNING							
STA. 13+900 TO STA. 10+150							
PROJECT ID.	STAGE IDENTIFIER	DESIGN PACKAGE NUMBER	DISCIPLINE	STRUCTURE NUMBER	DOCUMENT TYPE	DRAWING NUMBER	REVISION NUMBER
H427-D	N	9	HWY	000	DWG	0278	B

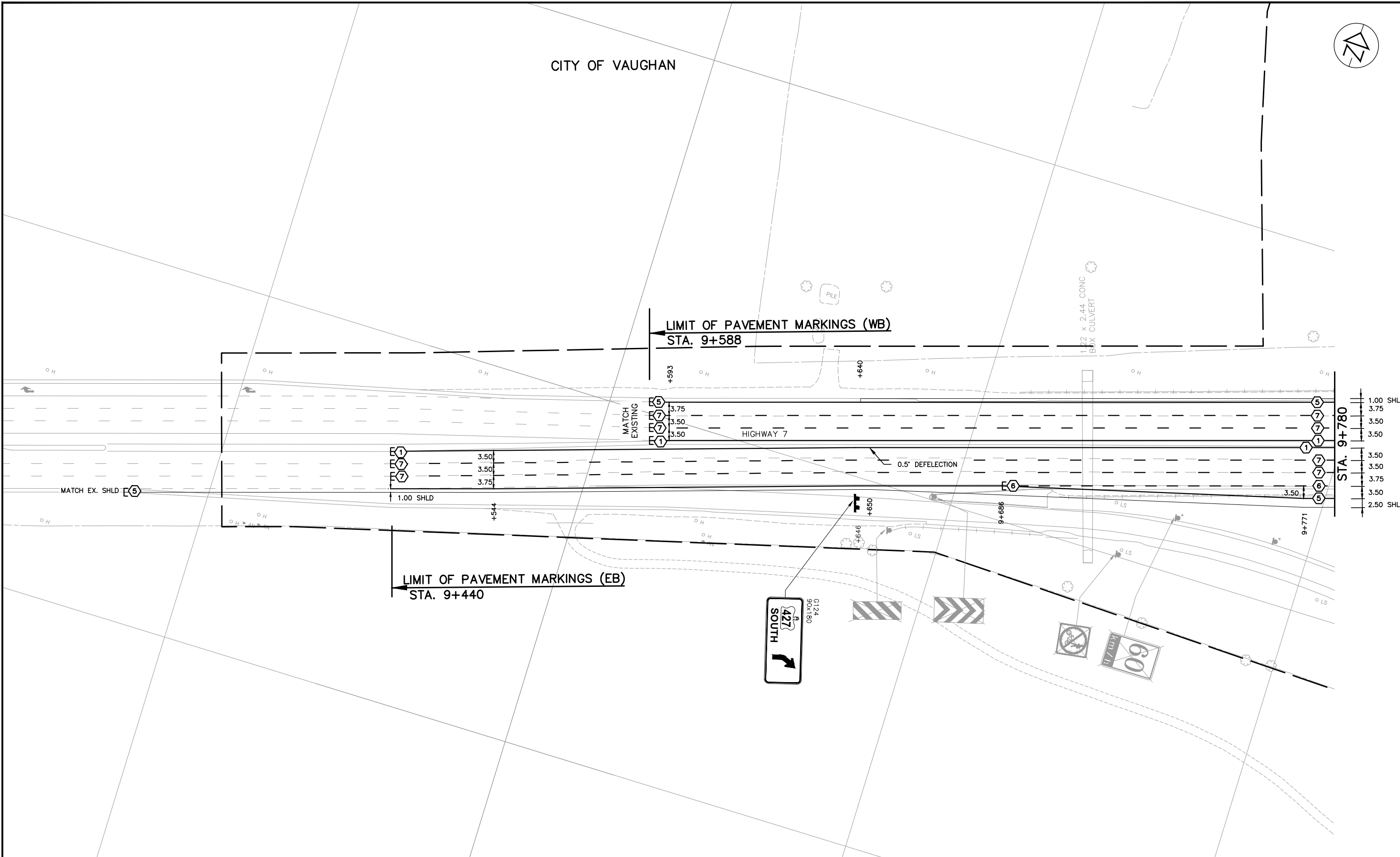


CITY OF VAUGHAN

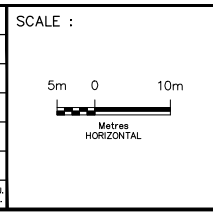


LIMIT OF PAVEMENT MARKINGS (WB)  
STA. 9+588

LIMIT OF PAVEMENT MARKINGS (EB)  
STA. 9+440



NO.	DATE	REVISIONS	BY	CHK	LEAD. DISC.	PROJ. MAN.
B	18/03/20	90% SUBMISSION TO CA				
A	18/01/12	90% SUBMISSION TO CA				



DESIGNED	PATRICK LECLERC		
DRAWN	DAVID SANOSA		
CHECKED	DUNCAN CAMPBELL		
APPROVED LEAD ENGINEER	PATRICK LECLERC		
APPROVED PROJ. MANAGER	PETER BAMFORTH		

NAME (PRINT)	INIT.	DATE

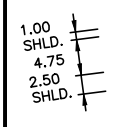
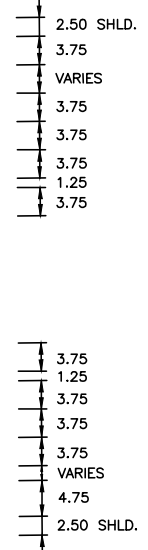
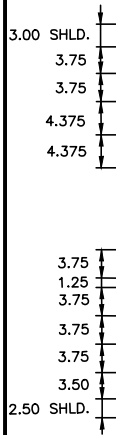
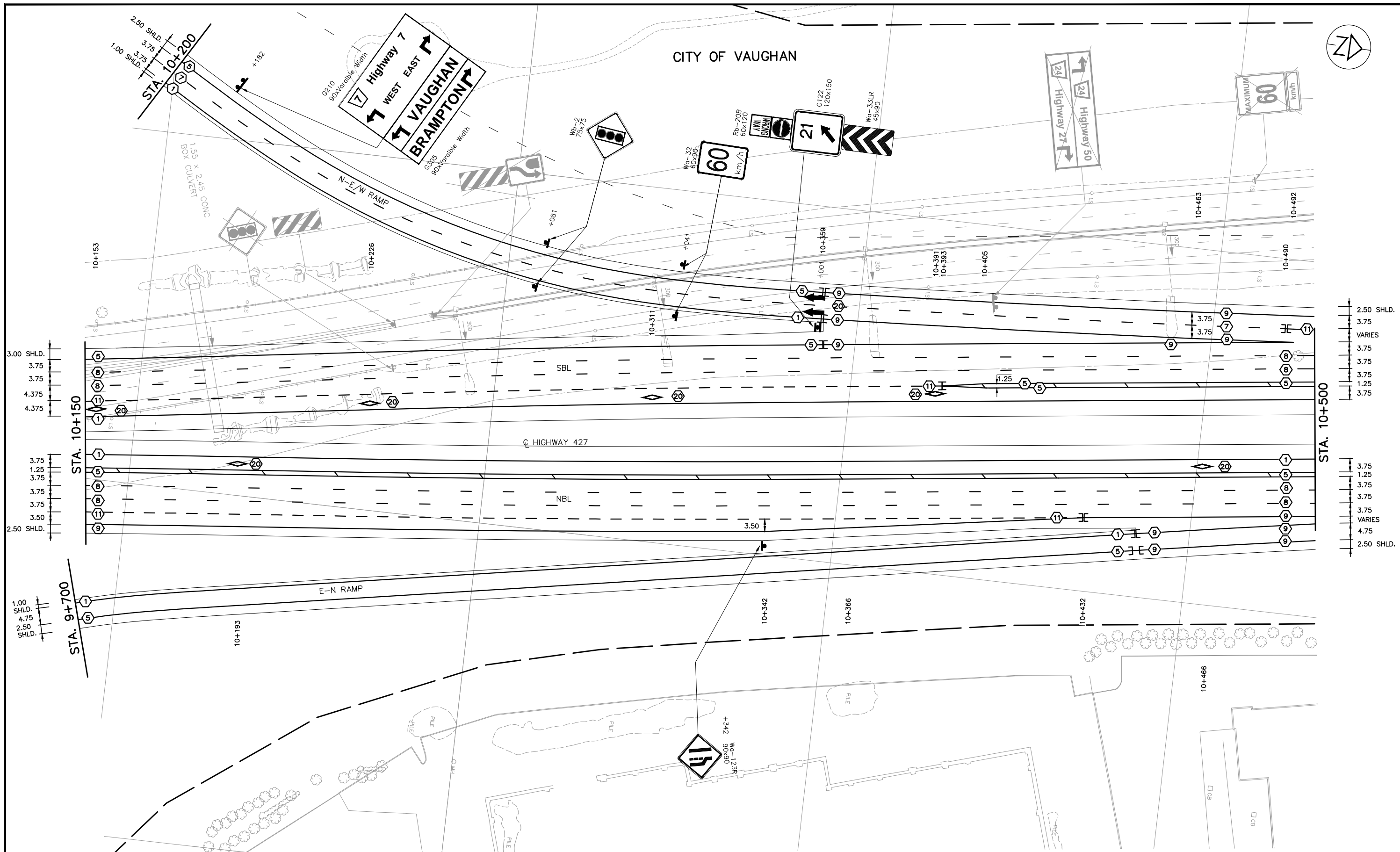


HWY 427 EXPANSION							
PAVEMENT MARKINGS AND SIGNING							
HIGHWAY 7							
STA. 9+540 TO STA. 9+780							
PROJECT ID.	STAGE IDENTIFIER	DESIGN PACKAGE NUMBER	DISCIPLINE	STRUCTURE NUMBER	DOCUMENT TYPE	DRAWING NUMBER	REVISION NUMBER
H427-D	N	9	HWY	000	DWG	0279	B


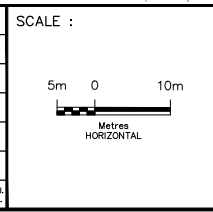








NO.	DATE	REVISIONS	BY	CHK	LEAD. DES.	PROJ. MAN.
B	18/03/20	90% SUBMISSION TO CA				
A	18/01/12	90% SUBMISSION TO CA				

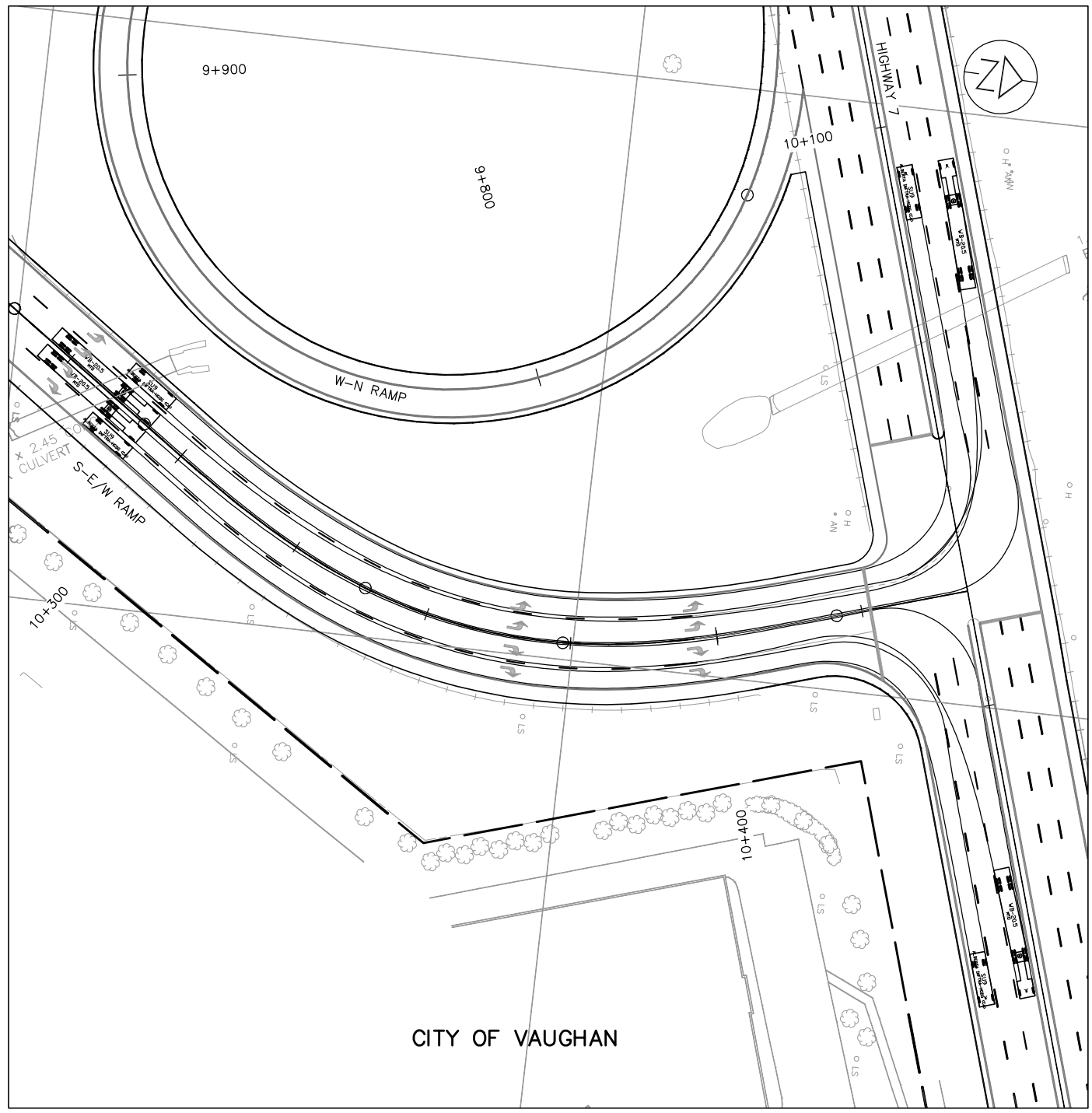


DESIGNED	PATRICK LECLERC		
DRAWN	DAVID SANOSA		
CHECKED	DUNCAN CAMPBELL		
APPROVED LEAD ENGINEER	PATRICK LECLERC		
APPROVED PROJ. MANAGER	PETER BAMFORTH		
		NAME (PRINT)	INIT. DATE

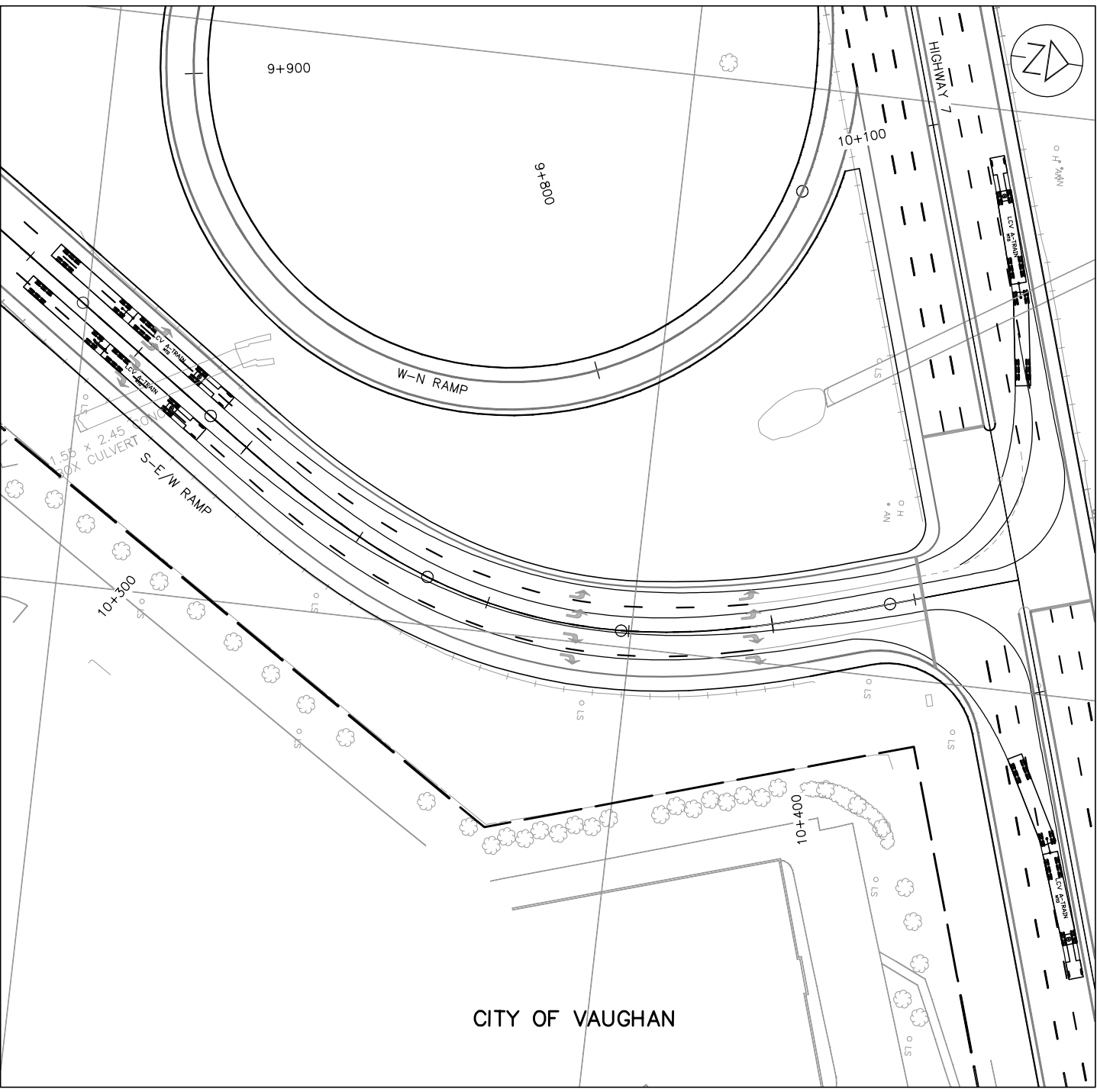


HWY 427 EXPANSION							
PAVEMENT MARKINGS AND SIGNING							
STA. 10+150 TO STA. 10+500							
PROJECT ID.	STAGE IDENTIFIER	DESIGN PACKAGE NUMBER	DISCIPLINE	STRUCTURE NUMBER	DOCUMENT TYPE	DRAWING NUMBER	REVISION NUMBER
H427-D	N	9	HWY	000	DWG	0282	B



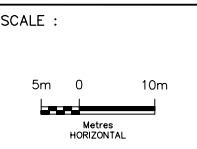


**SIMULTANEOUS DUAL TURN -  
SU-9 & WB20.5 VEHICLE PATHS**



**LCV A-TRAIN VEHICLE PATHS**

NO.	DATE	REVISIONS	BY	CHK	LEAD DISC	PROJ. MAN.
B	18/03/20	90% SUBMISSION TO CA				
A	18/01/12	90% SUBMISSION TO CA				



DESIGNED	PATRICK LECLERC		
DRAWN	DAVID SANOSA		
CHECKED	DUNCAN CAMPBELL		
APPROVED LEAD ENGINEER	PATRICK LECLERC		
APPROVED PROJ. MANAGER	PETER BAMFORTH		
		NAME (PRINT)	INIT. DATE



TITLE							
HWY 427 EXPANSION							
HIGHWAY 7							
LARGE VEHICLE TURN PATHS							
S-E/W RAMP							
PROJECT ID.	STAGE IDENTIFIER	DESIGN PACKAGE NUMBER	DISCIPLINE	STRUCTURE NUMBER	DOCUMENT TYPE	DRAWING NUMBER	REVISION NUMBER
H427-D	N	9	HWY	000	DWG	0283	B



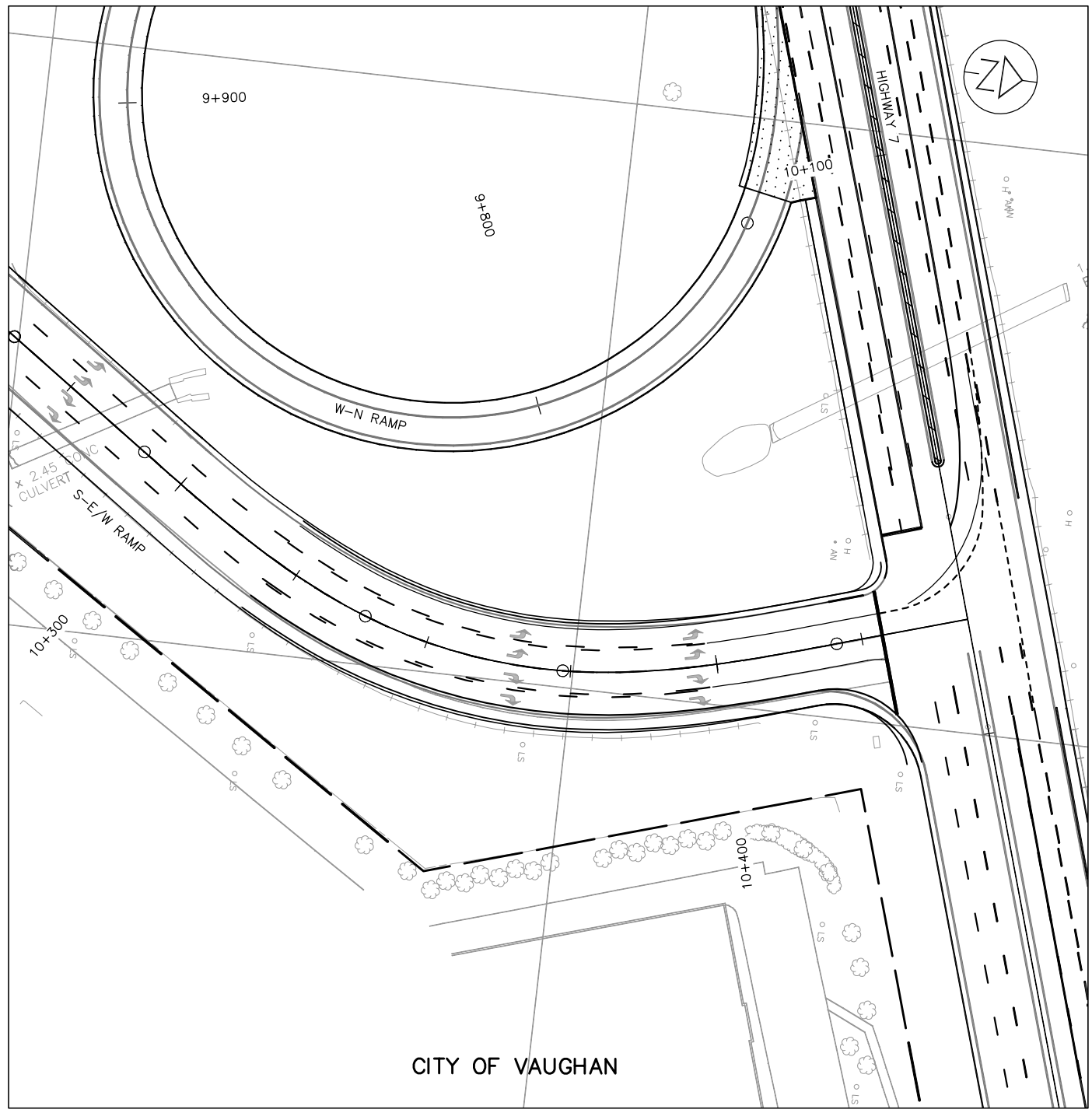






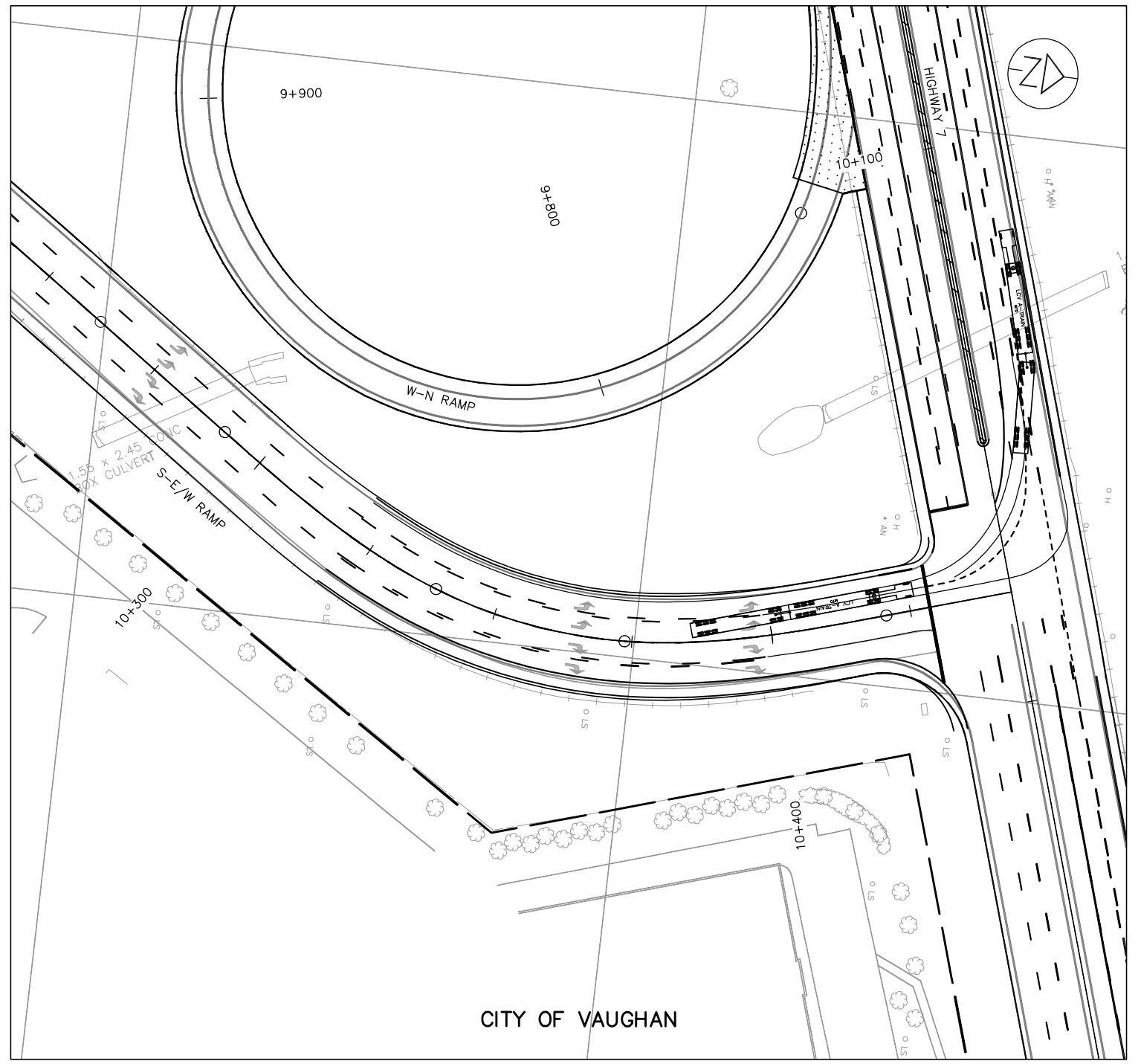






CITY OF VAUGHAN

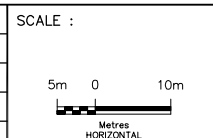
**SIMULTANEOUS DUAL TURN -  
SU-9 & WB20.5 VEHICLE PATHS**



CITY OF VAUGHAN

**LCV A-TRAIN VEHICLE PATHS**

NO.	DATE	REVISIONS	BY	CHK	LEAD DISC	PROJ. MAN.
B	18/03/20	90% SUBMISSION TO CA				
A	18/01/12	90% SUBMISSION TO CA				



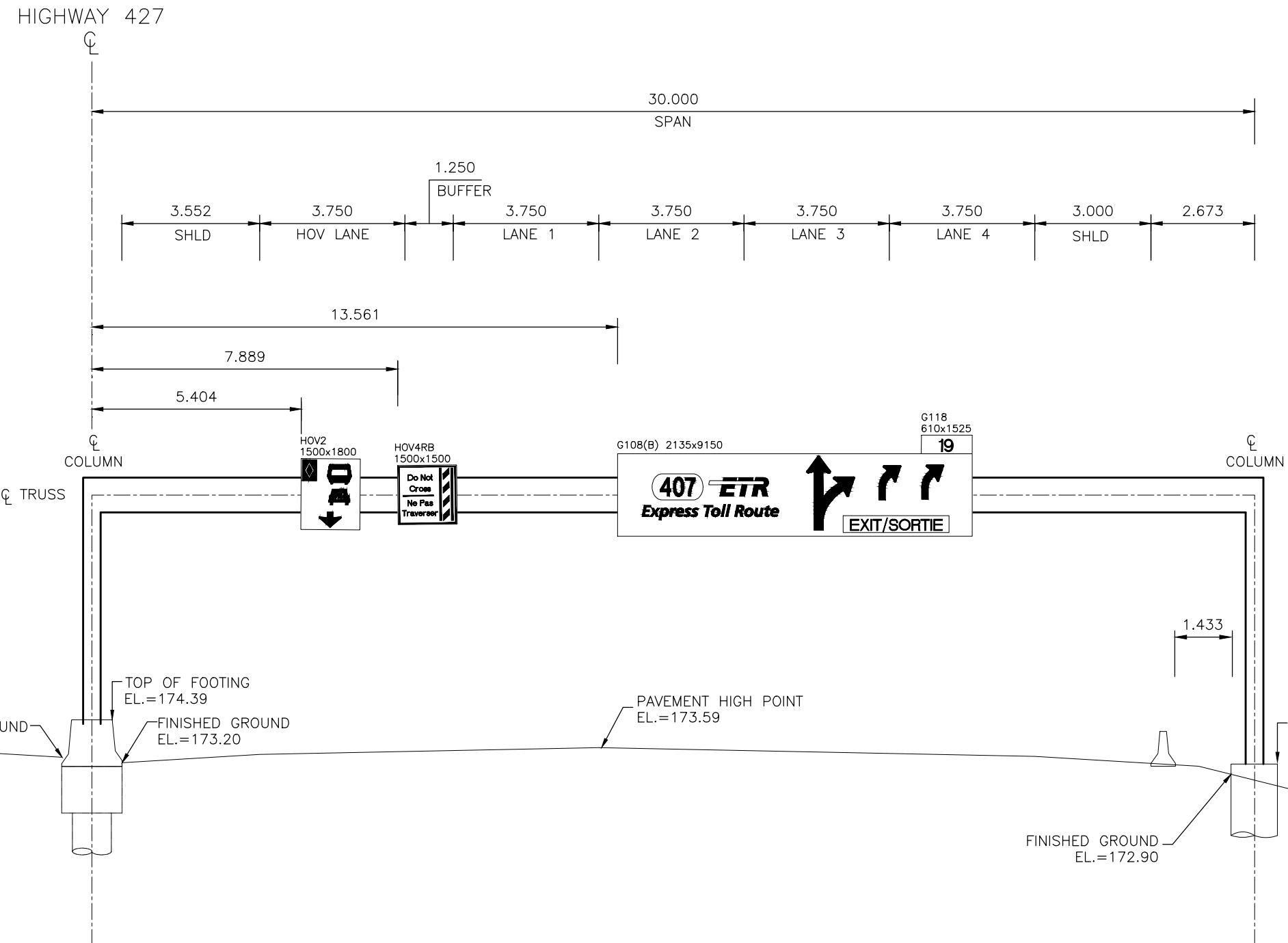
DESIGNED	KYLE LATWELL	
DRAWN	DAVID SANOSA	
CHECKED	DUNCAN CAMPBELL	
APPROVED LEAD ENGINEER	JOE KO	
APPROVED PROJ. MANAGER	PETER BAMFORTH	
NAME (PRINT)	INIT.	DATE



TITLE							
HWY 427 EXPANSION							
HIGHWAY 7 LARGE VEHICLE TURN PATHS STAGE 4							
PROJECT ID.	STAGE IDENTIFIER	DESIGN PACKAGE NUMBER	DISCIPLINE	STRUCTURE NUMBER	DOCUMENT TYPE	DRAWING NUMBER	REVISION NUMBER
H427-D	N	9	HWY	000	DWG	0288	B







OHS-N2  
 HIGHWAY 427 NB  
 STATION 10+720  
 FRONT ELEVATION  
 (IN DIRECTION OF TRAFFIC)

NO.	DATE	REVISIONS	BY	CHK	LEAD. DES.	PROJ. MGR.
B	18/03/20	90% SUBMISSION TO CA				
A	18/01/12	90% SUBMISSION TO CA				

SCALE :  
  
N.T.S.

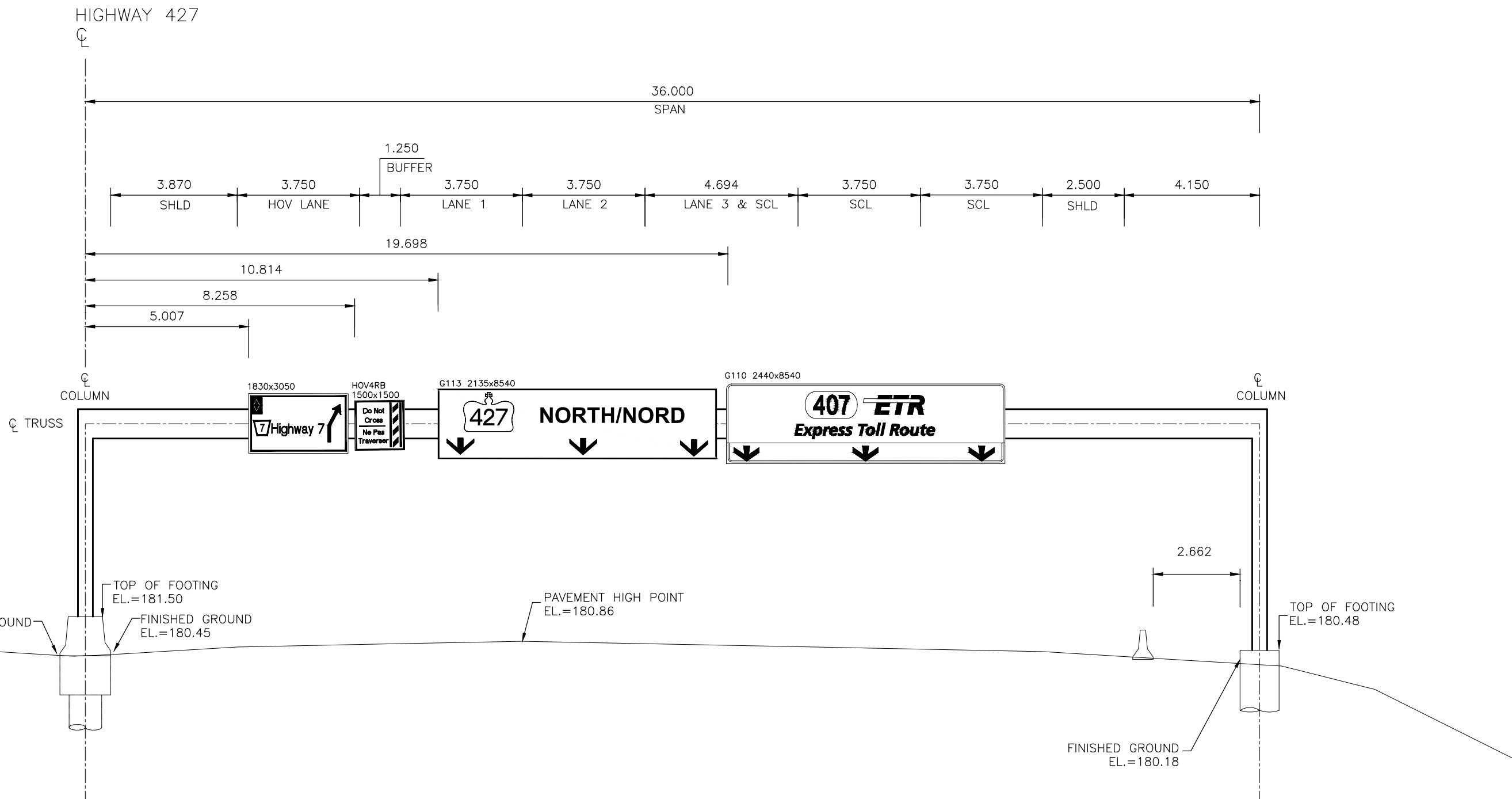
DESIGNED	JONATHAN MOHACSI		
DRAWN	MICHAEL ETINGEN		
CHECKED	DUNCAN CAMPBELL		
APPROVED LEAD ENGINEER	JONATHAN MOHACSI		
APPROVED PROJ. MANAGER	PETER BAMFORTH		

NAME (PRINT)	INT.	DATE



TITLE <b>HWY 427 EXPANSION OVERHEAD SIGNS</b>							
PROJECT ID.	STAGE IDENTIFIER	DESIGN PACKAGE NUMBER	DISCIPLINE	STRUCTURE NUMBER	DOCUMENT TYPE	DRAWING NUMBER	REVISION NUMBER
H427-D	N	9	HWY	000	DWG	0290	B





OHS-N3  
 HIGHWAY 427 NB  
 STATION 11+236  
 FRONT ELEVATION  
 (IN DIRECTION OF TRAFFIC)

NO.	DATE	REVISIONS	BY	CHK	LEAD	PRJL
B	18/03/20	90% SUBMISSION TO CA				
A	18/01/12	90% SUBMISSION TO CA				

SCALE :  
  
N.T.S.

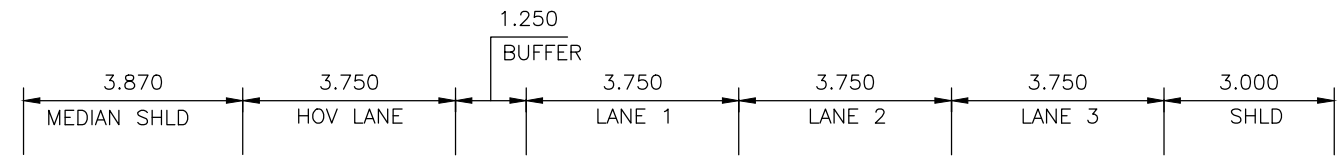
DESIGNED	JONATHAN MOHACSI
DRAWN	MICHAEL ETINGEN
CHECKED	DUNCAN CAMPBELL
APPROVED LEAD ENGINEER	JONATHAN MOHACSI
APPROVED PROJ. MANAGER	PETER BAMFORTH

NAME (PRINT)	INT.	DATE

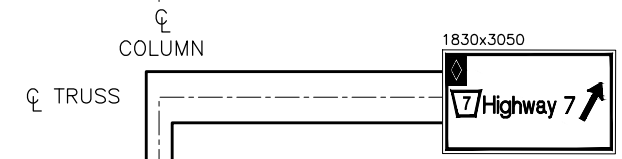


TITLE <b>HWY 427 EXPANSION OVERHEAD SIGNS</b>							
PROJECT ID.	STAGE IDENTIFIER	DESIGN PACKAGE NUMBER	DISCIPLINE	STRUCTURE NUMBER	DOCUMENT TYPE	DRAWING NUMBER	REVISION NUMBER
H427-D	N	9	HWY	000	DWG	0291	B

HIGHWAY 427



5.000



OHS-N4  
HIGHWAY 427 NB  
STATION 11+867  
  
FRONT ELEVATION  
(IN DIRECTION OF TRAFFIC)

NO.	DATE	REVISIONS	BY	CHK	LEAD	PROJ.
B	18/03/20	90% SUBMISSION TO CA				
A	18/01/12	90% SUBMISSION TO CA				

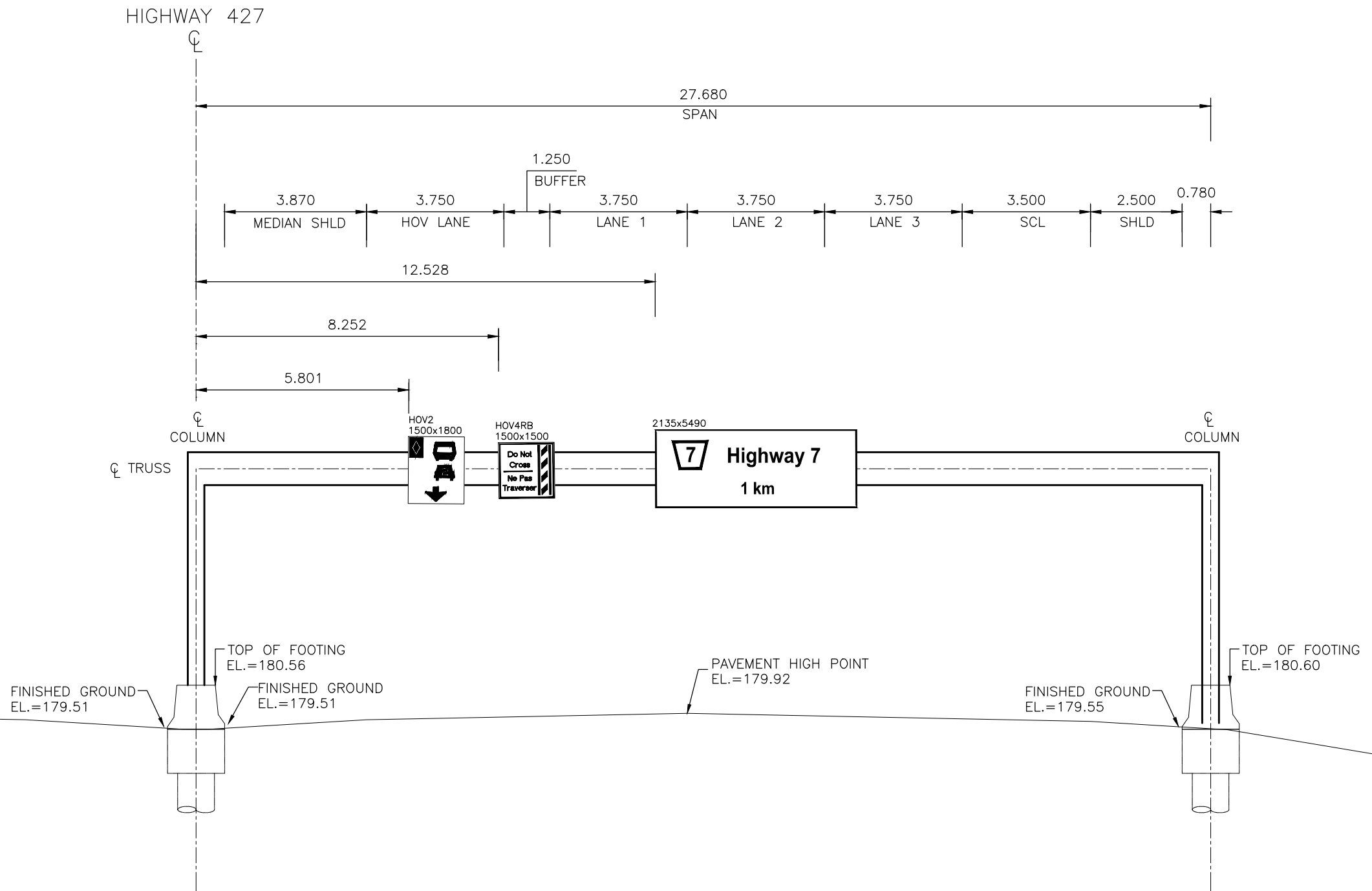
SCALE :  
  
N.T.S.

DESIGNED	JONATHAN MOHACSI
DRAWN	MICHAEL ETINGEN
CHECKED	DUNCAN CAMPBELL
APPROVED LEAD ENGINEER	JONATHAN MOHACSI
APPROVED PROJ. MANAGER	PETER BAMFORTH



TITLE							
HWY 427 EXPANSION OVER HEAD SIGNS							
PROJECT ID.	STAGE IDENTIFIER	DESIGN PACKAGE NUMBER	DISCIPLINE	STRUCTURE NUMBER	DOCUMENT TYPE	DRAWING NUMBER	REVISION NUMBER
H427-D	N	9	HWY	000	DWG	0292	B





OHS-N5  
 HIGHWAY 427 NB  
 STATION 12+580

FRONT ELEVATION  
 (IN DIRECTION OF TRAFFIC)

NO.	DATE	REVISIONS	BY	CHK	LEAD. DES.	PROJ. MGR.
B	18/03/20	90% SUBMISSION TO CA				
A	18/01/12	90% SUBMISSION TO CA				

SCALE :

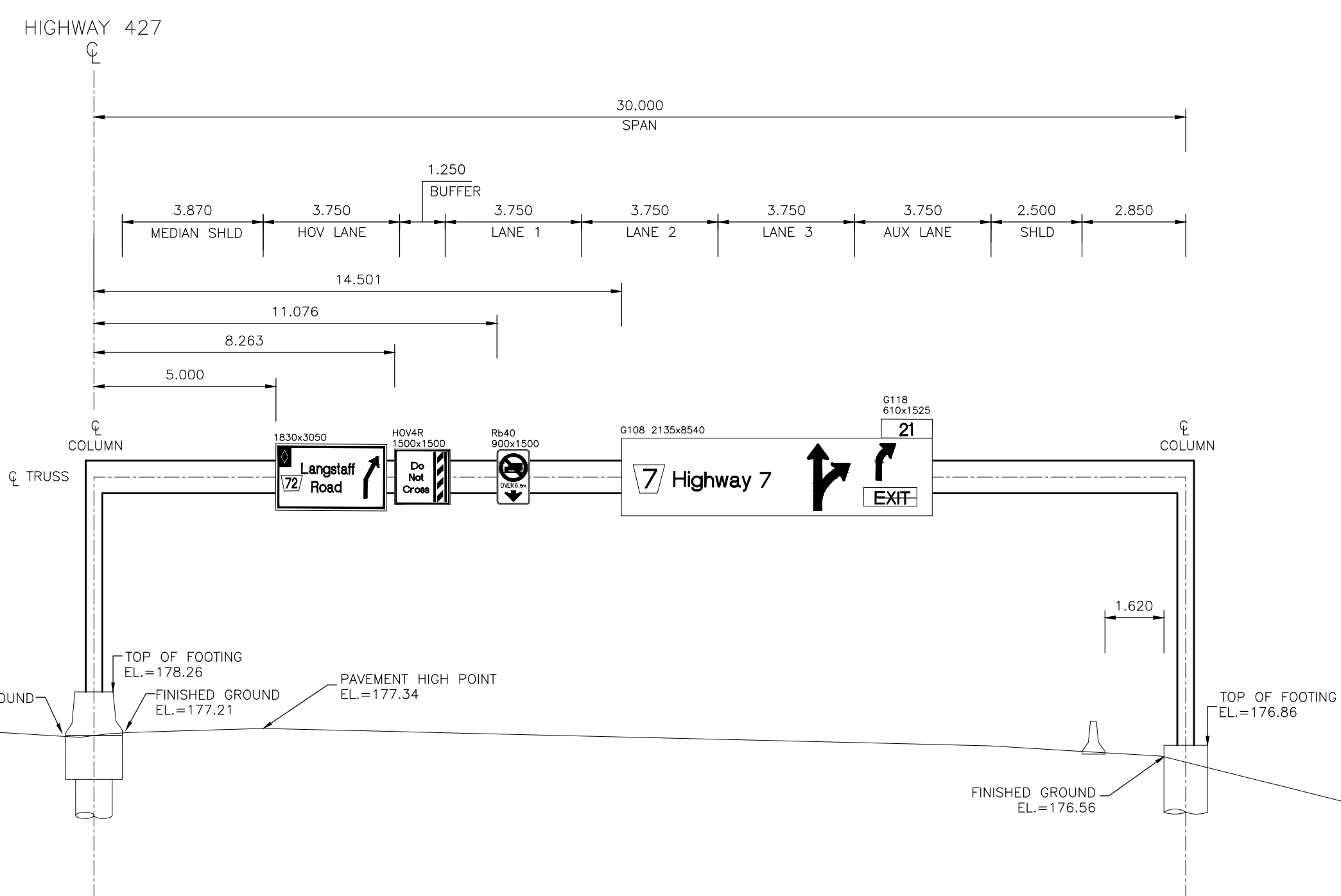
N.T.S.

DESIGNED	JONATHAN MOHACSI
DRAWN	MICHAEL ETINGEN
CHECKED	DUNCAN CAMPBELL
APPROVED LEAD ENGINEER	JONATHAN MOHACSI
APPROVED PROJ. MANAGER	PETER BAMFORTH

NAME (PRINT)	INT.	DATE



TITLE							
HWY 427 EXPANSION OVERHEAD SIGNS							
PROJECT ID.	STAGE IDENTIFIER	DESIGN PACKAGE NUMBER	DISCIPLINE	STRUCTURE NUMBER	DOCUMENT TYPE	DRAWING NUMBER	REVISION NUMBER
H427-D	N	9	HWY	000	DWG	0293	B



OHS-N6  
 HIGHWAY 427 NB  
 STATION 13+175  
 FRONT ELEVATION  
 (IN DIRECTION OF TRAFFIC)

NO.	DATE	REVISIONS	BY	CHK	LEAD	PRJL
B	18/03/20	90% SUBMISSION TO CA				
A	18/01/12	90% SUBMISSION TO CA				

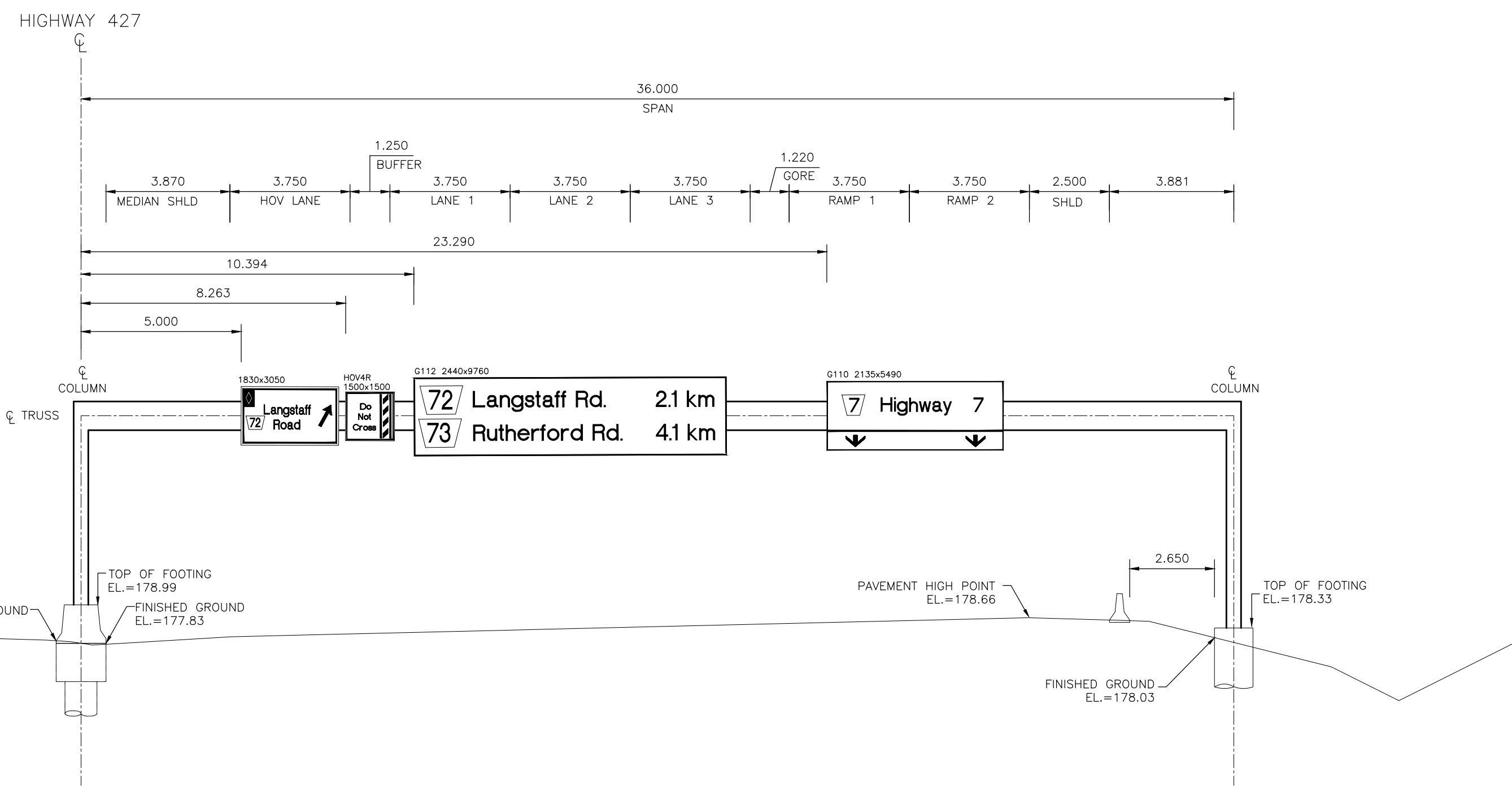
SCALE :  
  
N.T.S.

DESIGNED	JONATHAN MOHACSI
DRAWN	MICHAEL ETINGEN
CHECKED	DUNCAN CAMPBELL
APPROVED LEAD ENGINEER	JONATHAN MOHACSI
APPROVED PROJ. MANAGER	PETER BAMFORTH



TITLE							
HWY 427 EXPANSION OVERHEAD SIGNS							
PROJECT ID.	STAGE IDENTIFIER	DESIGN PACKAGE NUMBER	DISCIPLINE	STRUCTURE NUMBER	DOCUMENT TYPE	DRAWING NUMBER	REVISION NUMBER
H427-D	N	9	HWY	000	DWG	0294	B





OHS-N7  
 HIGHWAY 427 NB  
 STATION 13+573  
 FRONT ELEVATION  
 (IN DIRECTION OF TRAFFIC)

NO.	DATE	REVISIONS	BY	CHK	LEAD. ENG.	PROJ. MGR.
B	18/03/20	90% SUBMISSION TO CA				
A	18/01/12	90% SUBMISSION TO CA				

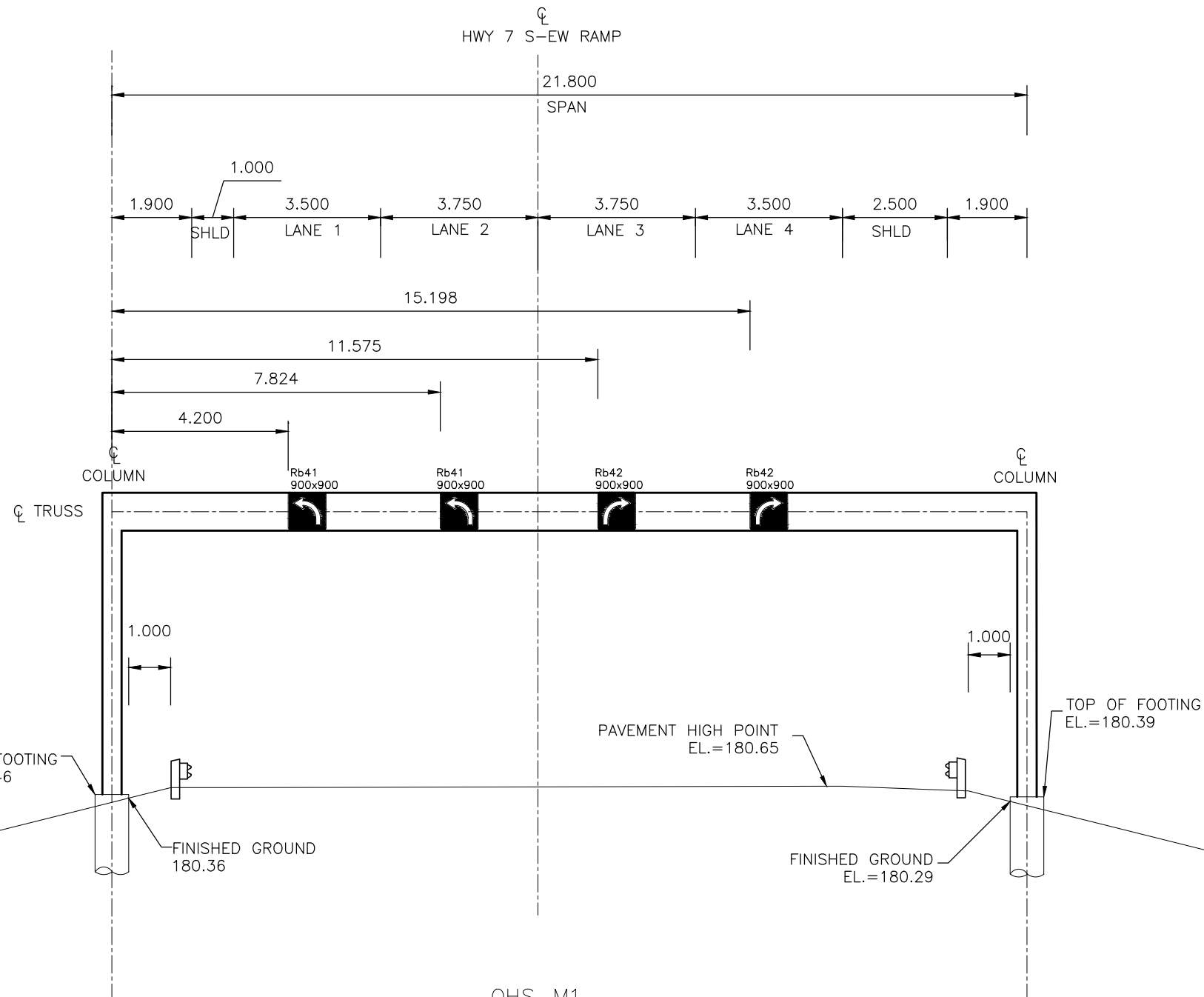
SCALE :  
  
N.T.S.

DESIGNED	JONATHAN MOHACSI		
DRAWN	MICHAEL ETINGEN		
CHECKED	DUNCAN CAMPBELL		
APPROVED LEAD ENGINEER	JONATHAN MOHACSI		
APPROVED PROJ. MANAGER	PETER BAMFORTH		

CONSULTANT			
NAME (PRINT)		INT.	DATE



TITLE <b>HWY 427 EXPANSION OVERHEAD SIGNS</b>							
PROJECT ID.	STAGE IDENTIFIER	DESIGN PACKAGE NUMBER	DISCIPLINE	STRUCTURE NUMBER	DOCUMENT TYPE	DRAWING NUMBER	REVISION NUMBER
H427-D	N	9	HWY	000	DWG	0295	B



OHS-M1  
HWY 7 N-EW RAMP  
STATION 10+265  
  
FRONT ELEVATION  
(IN DIRECTION OF TRAFFIC)

NO.	DATE	REVISIONS	BY	CHK	LEAD. ENG.	PROJ. MGR.
B	18/03/20	90% SUBMISSION TO CA				
A	18/01/12	90% SUBMISSION TO CA				

SCALE :  
  
N.T.S.

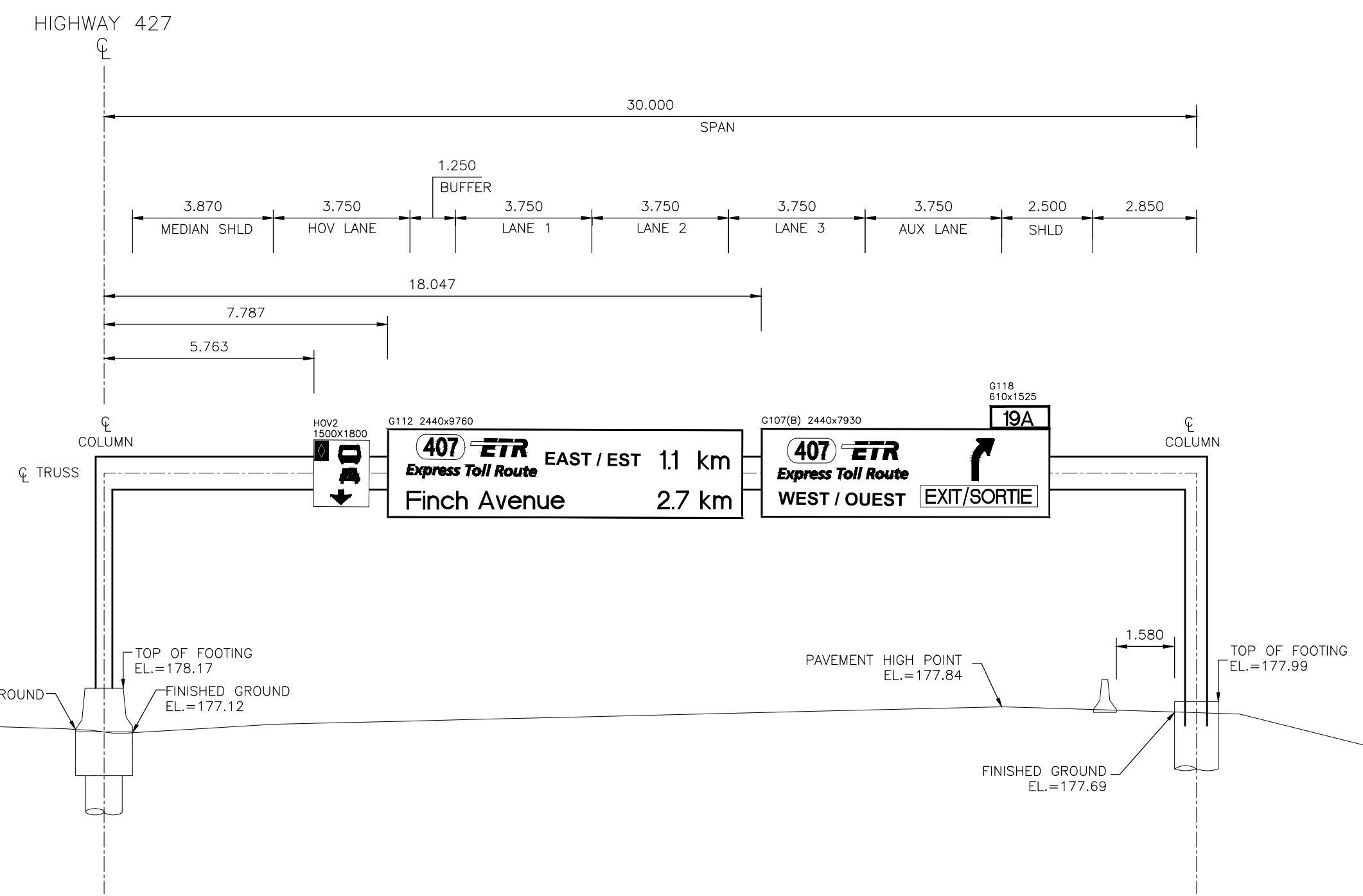
DESIGNED	JONATHAN MOHACSI
DRAWN	MICHAEL ETINGEN
CHECKED	DUNCAN CAMPBELL
APPROVED LEAD ENGINEER	JONATHAN MOHACSI
APPROVED PROJ. MANAGER	PETER BAMFORTH

CONSULTANT	NAME (PRINT)	INT.	DATE



TITLE							
HWY 427 EXPANSION OVERHEAD SIGNS							
PROJECT ID.	STAGE IDENTIFIER	DESIGN PACKAGE NUMBER	DISCIPLINE	STRUCTURE NUMBER	DOCUMENT TYPE	DRAWING NUMBER	REVISION NUMBER
H427-D	N	9	HWY	000	DWG	0296	B





OHS-S7  
 HIGHWAY 427 SB  
 STATION 13+187  
 FRONT ELEVATION  
 (IN DIRECTION OF TRAFFIC)

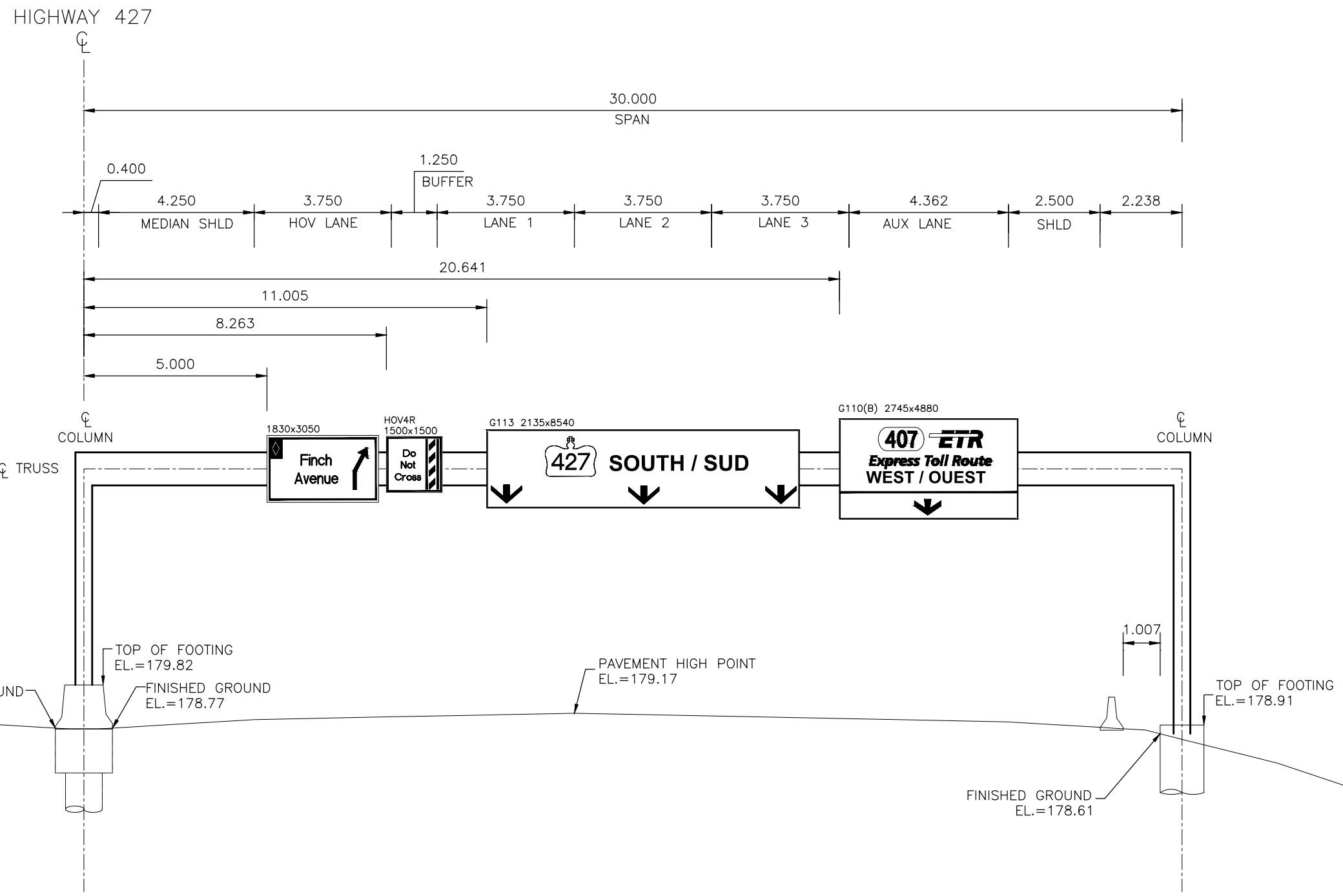
NO.	DATE	REVISIONS	BY	CHK	LEAD. DES.	PROJ. MGR.
B	18/03/20	90% SUBMISSION TO CA				
A	18/01/12	90% SUBMISSION TO CA				

SCALE :  
  
N.T.S.

DESIGNED	JONATHAN MOHACSI		
DRAWN	MICHAEL ETINGEN		
CHECKED	DUNCAN CAMPBELL		
APPROVED LEAD ENGINEER	JONATHAN MOHACSI		
APPROVED PROJ. MANAGER	PETER BAMFORTH		



TITLE							
HWY 427 EXPANSION OVERHEAD SIGNS							
PROJECT ID.	STAGE IDENTIFIER	DESIGN PACKAGE NUMBER	DISCIPLINE	STRUCTURE NUMBER	DOCUMENT TYPE	DRAWING NUMBER	REVISION NUMBER
H427-D	N	9	HWY	000	DWG	0297	B



OHS-S8  
 HIGHWAY 427 SB  
 STATION 12+718  
 FRONT ELEVATION  
 (IN DIRECTION OF TRAFFIC)

NO.	DATE	REVISIONS	BY	CHK	LEAD	PRJL
B	18/03/20	90% SUBMISSION TO CA				
A	18/01/12	90% SUBMISSION TO CA				

SCALE :  
  
N.T.S.

DESIGNED	JONATHAN MOHACSI
DRAWN	MICHAEL ETINGEN
CHECKED	DUNCAN CAMPBELL
APPROVED LEAD ENGINEER	JONATHAN MOHACSI
APPROVED PROJ. MANAGER	PETER BAMFORTH

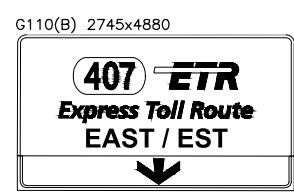
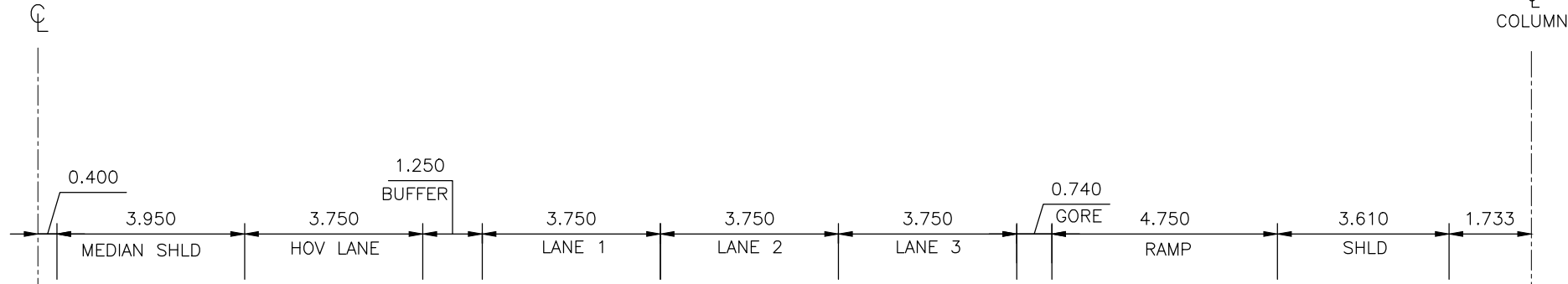
NAME (PRINT)	INT.	DATE



TITLE <b>HWY 427 EXPANSION OVERHEAD SIGNS</b>							
PROJECT ID.	STAGE IDENTIFIER	DESIGN PACKAGE NUMBER	DISCIPLINE	STRUCTURE NUMBER	DOCUMENT TYPE	DRAWING NUMBER	REVISION NUMBER
H427-D	N	9	HWY	000	DWG	0298	B



HIGHWAY 427



HIGH POINT  
EL.=182.49

TOP OF FOOTING  
EL.=182.20

FINISHED GROUND  
EL.=181.90

OHS-S9  
HIGHWAY 427 SB  
STATION 12+107  
  
FRONT ELEVATION  
(IN DIRECTION OF TRAFFIC)

NO.	DATE	REVISIONS	BY	CHK	LEAD	PROJ.
B	18/03/20	90% SUBMISSION TO CA				
A	18/01/12	90% SUBMISSION TO CA				

SCALE :  
  
N.T.S.

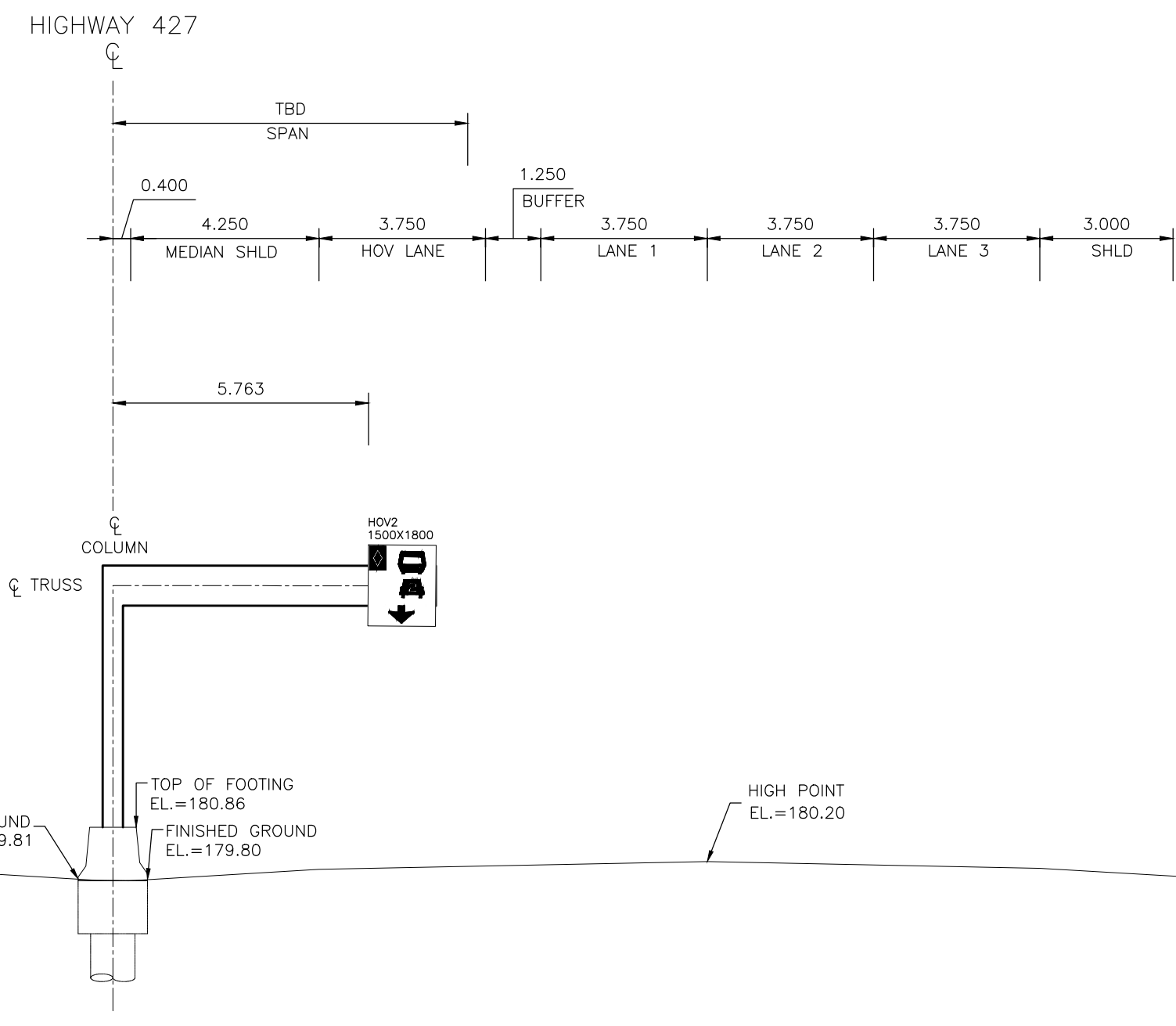
DESIGNED	JONATHAN MOHACSI	INT.	DATE
DRAWN	MICHAEL ETINGEN		
CHECKED	DUNCAN CAMPBELL		
APPROVED LEAD ENGINEER	JONATHAN MOHACSI		
APPROVED PROJ. MANAGER	PETER BAMFORTH		



TITLE							
HWY 427 EXPANSION OVERHEAD SIGNS							
PROJECT ID.	STAGE IDENTIFIER	DESIGN PACKAGE NUMBER	DISCIPLINE	STRUCTURE NUMBER	DOCUMENT TYPE	DRAWING NUMBER	REVISION NUMBER
H427-D	N	9	HWY	000	DWG	0299	B







OHS-S11  
 HIGHWAY 427 SB  
 11+695  
 FRONT ELEVATION  
 (IN DIRECTION OF TRAFFIC)

NO.	DATE	REVISIONS	BY	CHK	LEAD	PRJL
B	18/03/20	90% SUBMISSION TO CA				
A	18/01/12	90% SUBMISSION TO CA				

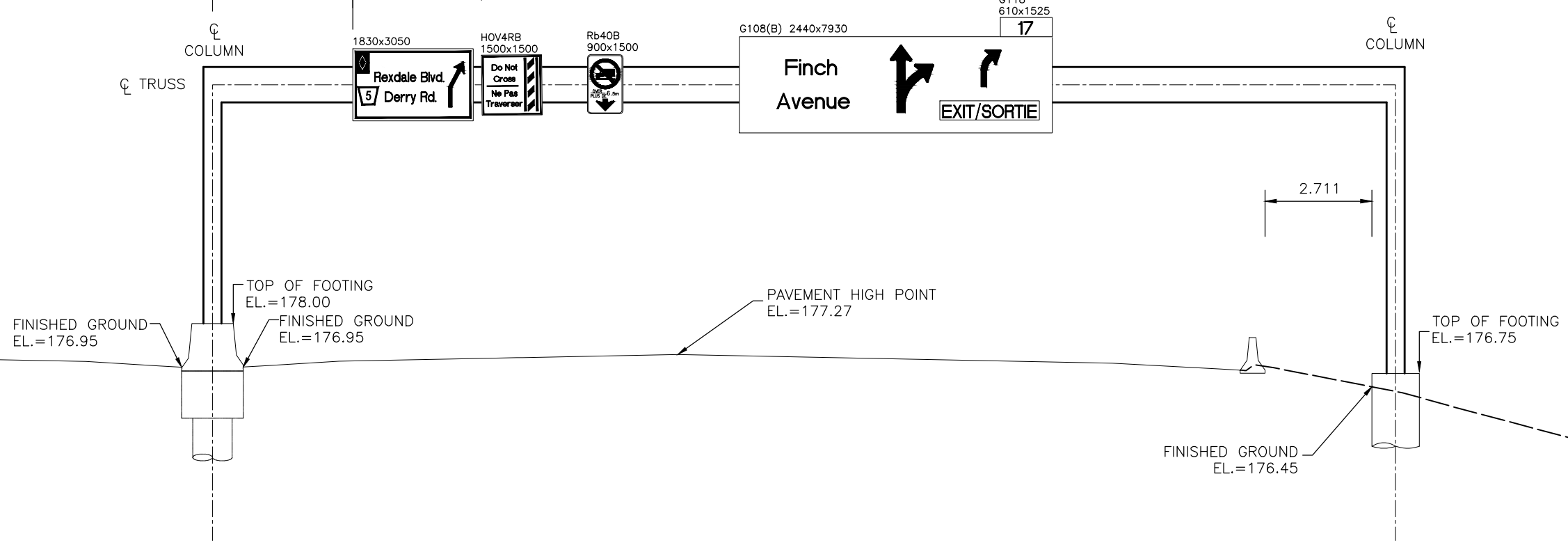
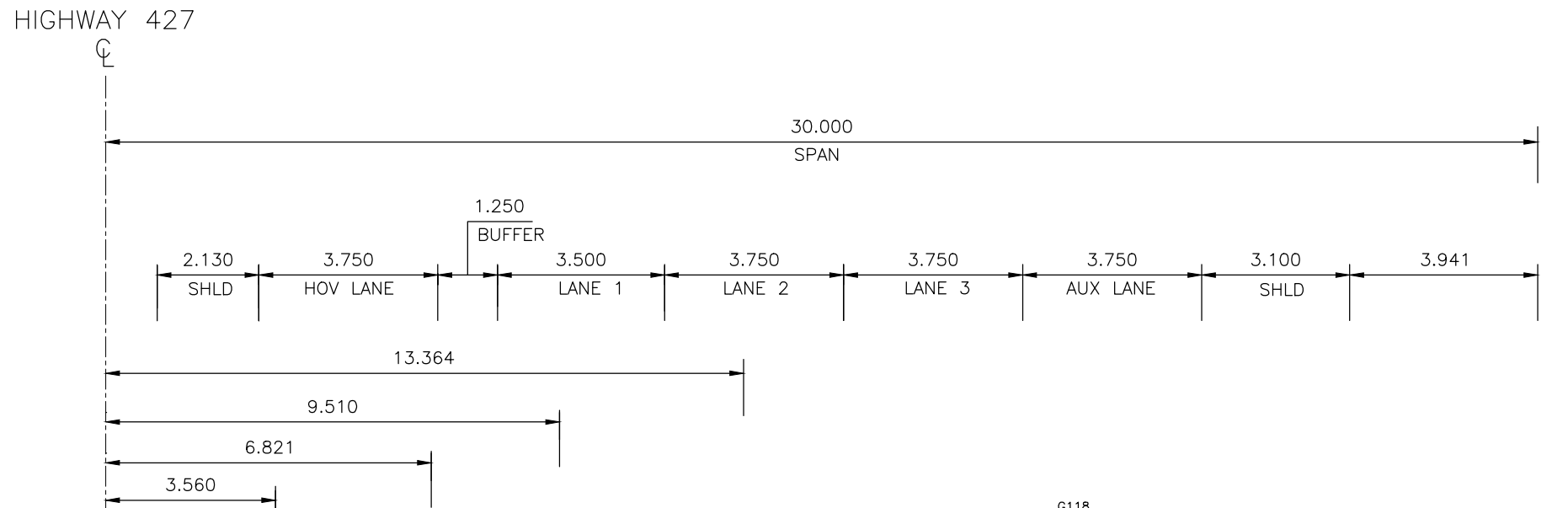
SCALE :  
  
N.T.S.

DESIGNED	JONATHAN MOHACSI		
DRAWN	MICHAEL ETINGEN		
CHECKED	DUNCAN CAMPBELL		
APPROVED LEAD ENGINEER	JONATHAN MOHACSI		
APPROVED PROJ. MANAGER	PETER BAMFORTH		

CONSULTANT	NAME (PRINT)	INT.	DATE



TITLE							
HWY 427 EXPANSION OVERHEAD SIGNS							
PROJECT ID.	STAGE IDENTIFIER	DESIGN PACKAGE NUMBER	DISCIPLINE	STRUCTURE NUMBER	DOCUMENT TYPE	DRAWING NUMBER	REVISION NUMBER
H427-D	N	9	HWY	000	DWG	0301	B



OHS-S12  
 HIGHWAY 427 SB  
 STATION 10+975  
 FRONT ELEVATION  
 (IN DIRECTION OF TRAFFIC)

NO.	DATE	REVISIONS	BY	CHK	LEAD. DES.	PROJ. MGR.
B	18/03/20	90% SUBMISSION TO CA				
A	18/01/12	90% SUBMISSION TO CA				

SCALE :  
  
N.T.S.

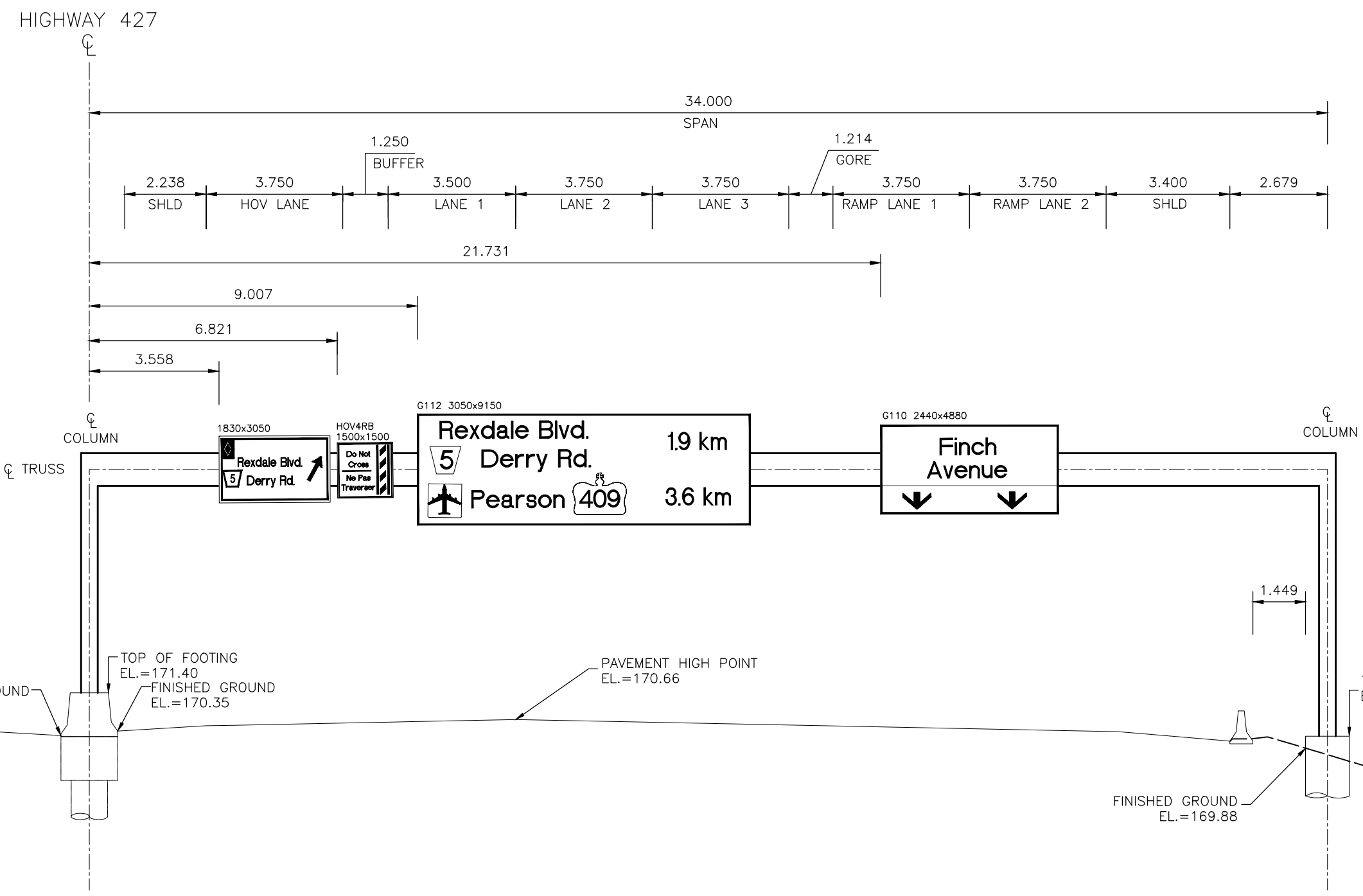
DESIGNED	JONATHAN MOHACSI		
DRAWN	MICHAEL ETINGEN		
CHECKED	DUNCAN CAMPBELL		
APPROVED LEAD ENGINEER	JONATHAN MOHACSI		
APPROVED PROJ. MANAGER	PETER BAMFORTH		

NAME (PRINT)	INT.	DATE



TITLE							
HWY 427 EXPANSION OVERHEAD SIGNS							
PROJECT ID.	STAGE IDENTIFIER	DESIGN PACKAGE NUMBER	DISCIPLINE	STRUCTURE NUMBER	DOCUMENT TYPE	DRAWING NUMBER	REVISION NUMBER
H427-D	N	9	HWY	000	DWG	0302	B





OHS-S13  
 HIGHWAY 427 SB  
 STATION 10+502  
 FRONT ELEVATION  
 (IN DIRECTION OF TRAFFIC)

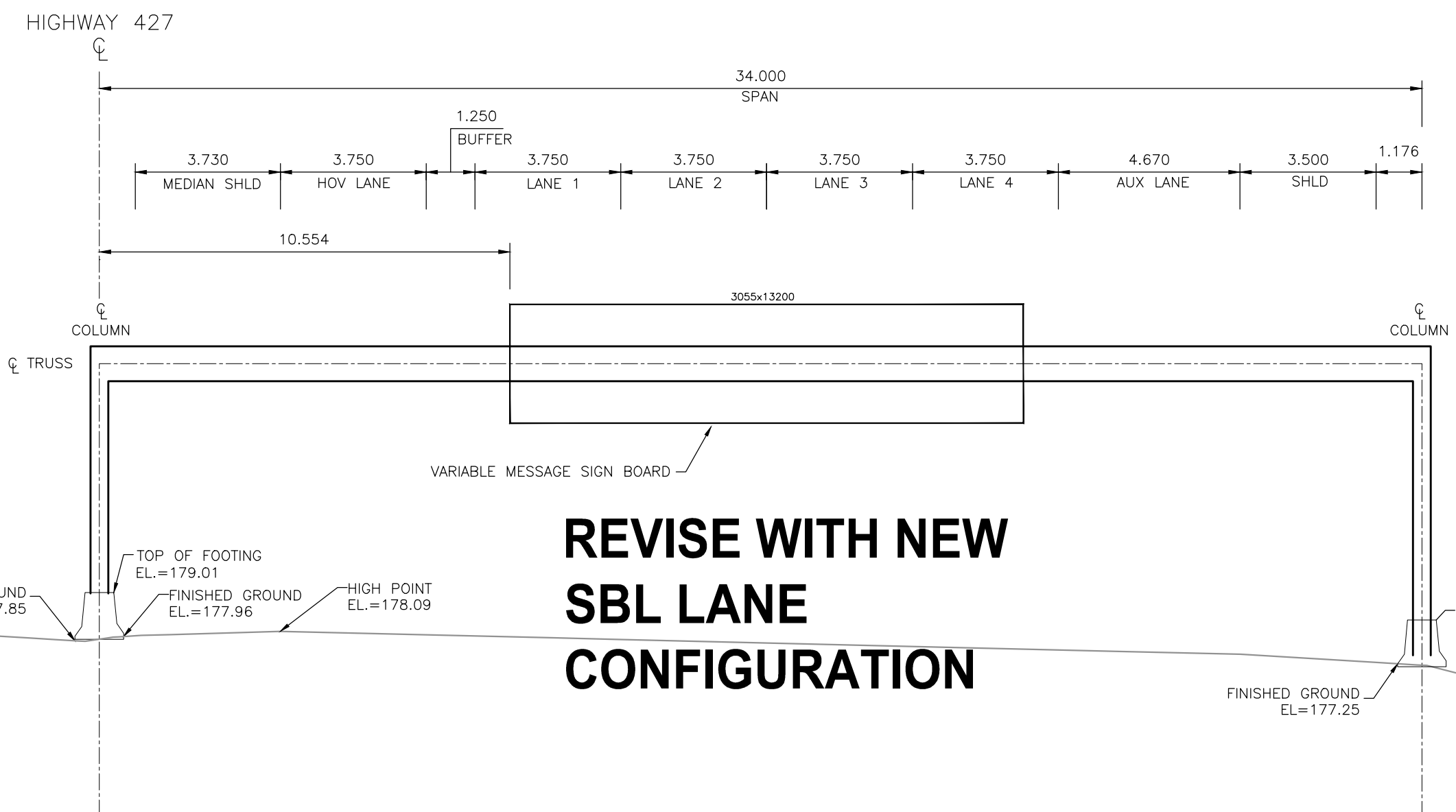
NO.	DATE	REVISIONS	BY	CHK	LEAD	PROJ.
B	18/03/20	90% SUBMISSION TO CA				
A	18/01/12	90% SUBMISSION TO CA				

SCALE :  
 N.T.S.

DESIGNED	JONATHAN MOHACSI	INT.	DATE
DRAWN	MICHAEL ETINGEN		
CHECKED	DUNCAN CAMPBELL		
APPROVED LEAD ENGINEER	JONATHAN MOHACSI		
APPROVED PROJ. MANAGER	PETER BAMFORTH		



TITLE							
HWY 427 EXPANSION OVERHEAD SIGNS							
PROJECT ID.	STAGE IDENTIFIER	DESIGN PACKAGE NUMBER	DISCIPLINE	STRUCTURE NUMBER	DOCUMENT TYPE	DRAWING NUMBER	REVISION NUMBER
H427-D	N	9	HWY	000	DWG	0303	B



# REVISE WITH NEW SBL LANE CONFIGURATION

VMS-S2  
HIGHWAY 427 SB  
STATION 13+585 (SOUTH OF HWY 7)  
FRONT ELEVATION  
(IN DIRECTION OF TRAFFIC)

NO.	DATE	REVISIONS	BY	CHK	LEAD DES.	PROJ. MGR.
B	18/03/20	90% SUBMISSION TO CA				
A	18/01/12	90% SUBMISSION TO CA				

SCALE :  
  
N.T.S.

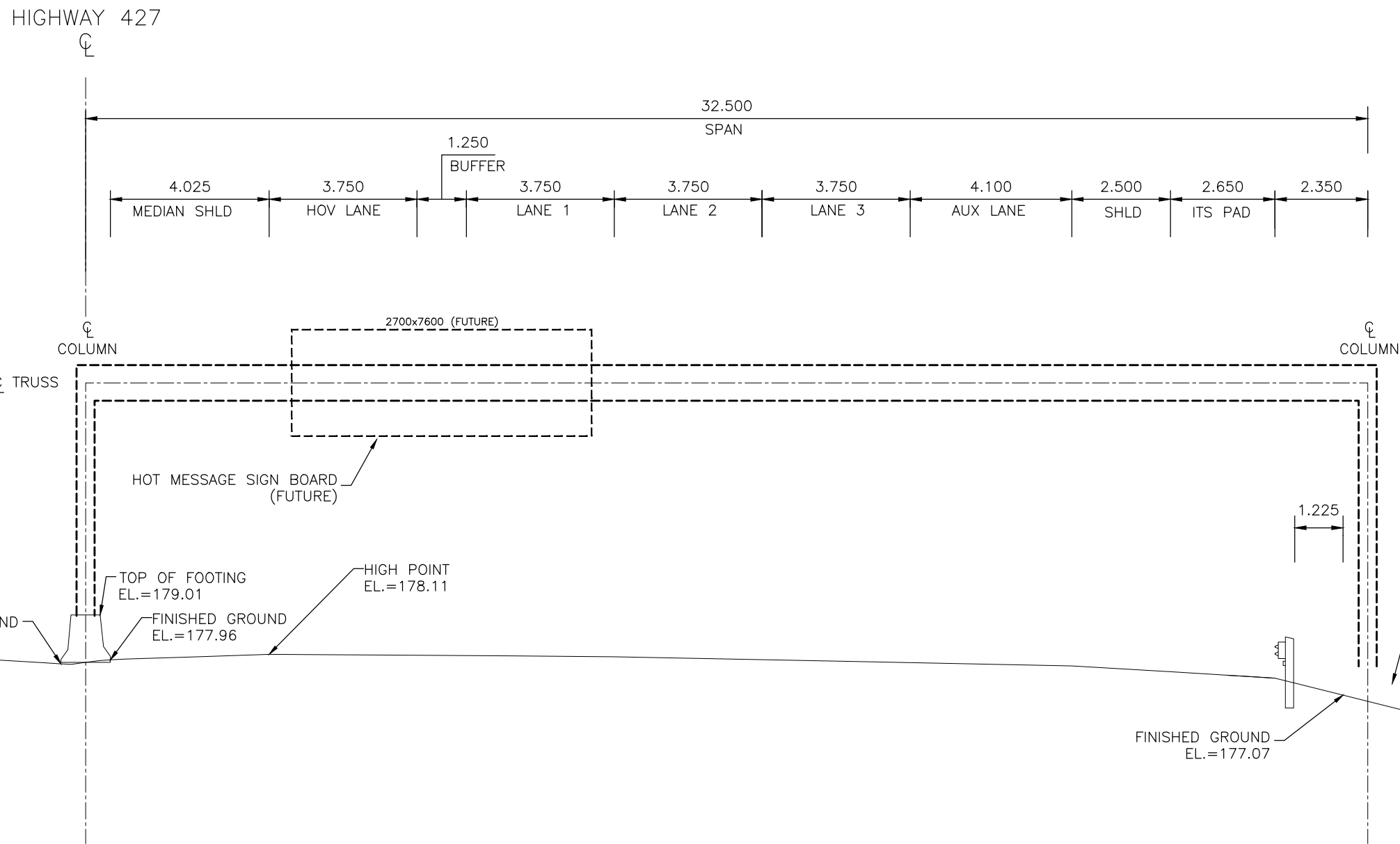
DESIGNED	JONATHAN MOHACSI	INT.	DATE
DRAWN	MICHAEL ETINGEN		
CHECKED	DUNCAN CAMPBELL		
APPROVED LEAD ENGINEER	JONATHAN MOHACSI		
APPROVED PROJ. MANAGER	PETER BAMFORTH		



TITLE HWY 427 EXPANSION VARIABLE MESSAGE SIGNS							
PROJECT ID.	STAGE IDENTIFIER	DESIGN PACKAGE NUMBER	DISCIPLINE	STRUCTURE NUMBER	DOCUMENT TYPE	DRAWING NUMBER	REVISION NUMBER
H427-D	N	9	HWY	000	DWG	0304	B







HMS-N3  
 HIGHWAY 427 NB  
 STATION 12+882 (SOUTH OF HWY 7)  
 FRONT ELEVATION  
 (IN DIRECTION OF TRAFFIC)

NO.	DATE	REVISIONS	BY	CHK	LEAD	PROJ.
B	18/03/20	90% SUBMISSION TO CA				
A	18/01/12	90% SUBMISSION TO CA				

SCALE :  
  
N.T.S.

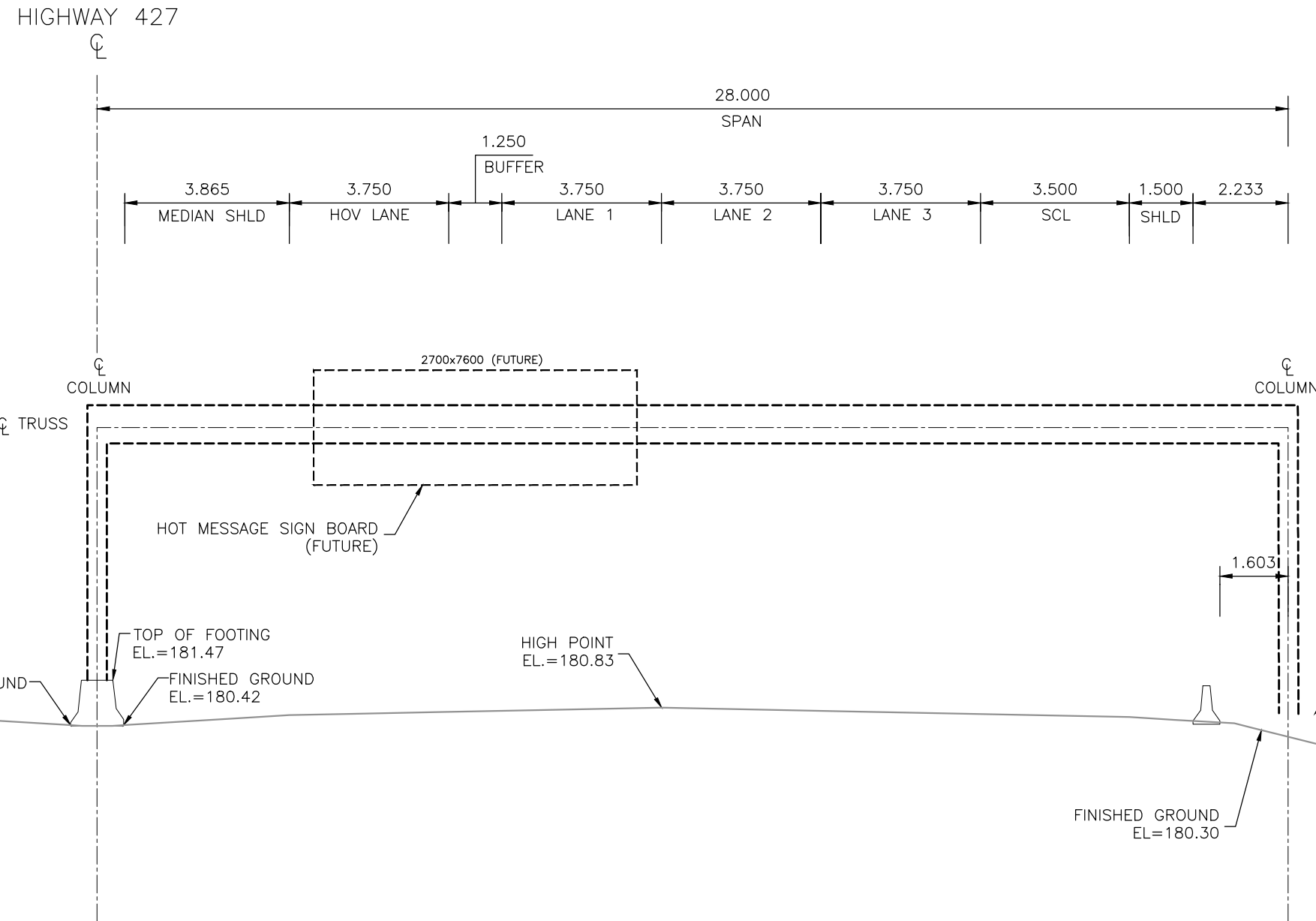
DESIGNED	JONATHAN MOHACSI
DRAWN	MICHAEL ETINGEN
CHECKED	DUNCAN CAMPBELL
APPROVED LEAD ENGINEER	JONATHAN MOHACSI
APPROVED PROJ. MANAGER	PETER BAMFORTH

CONSULTANT	
NAME (PRINT)	
INT.	
DATE	



TITLE <b>HWY 427 EXPANSION HOT MESSAGE SIGNS</b>							
PROJECT ID.	STAGE IDENTIFIER	DESIGN PACKAGE NUMBER	DISCIPLINE	STRUCTURE NUMBER	DOCUMENT TYPE	DRAWING NUMBER	REVISION NUMBER
H427-D	N	9	HWY	000	DWG	0306	B





HMS-S4  
 HIGHWAY 427 SB  
 STATION 12+413 (NORTH OF HWY 407)  
 FRONT ELEVATION  
 (IN DIRECTION OF TRAFFIC)

NO.	DATE	REVISIONS	BY	CHK	LEAD. DES.	PROJ. MGR.
B	18/03/20	90% SUBMISSION TO CA				
A	18/01/12	90% SUBMISSION TO CA				

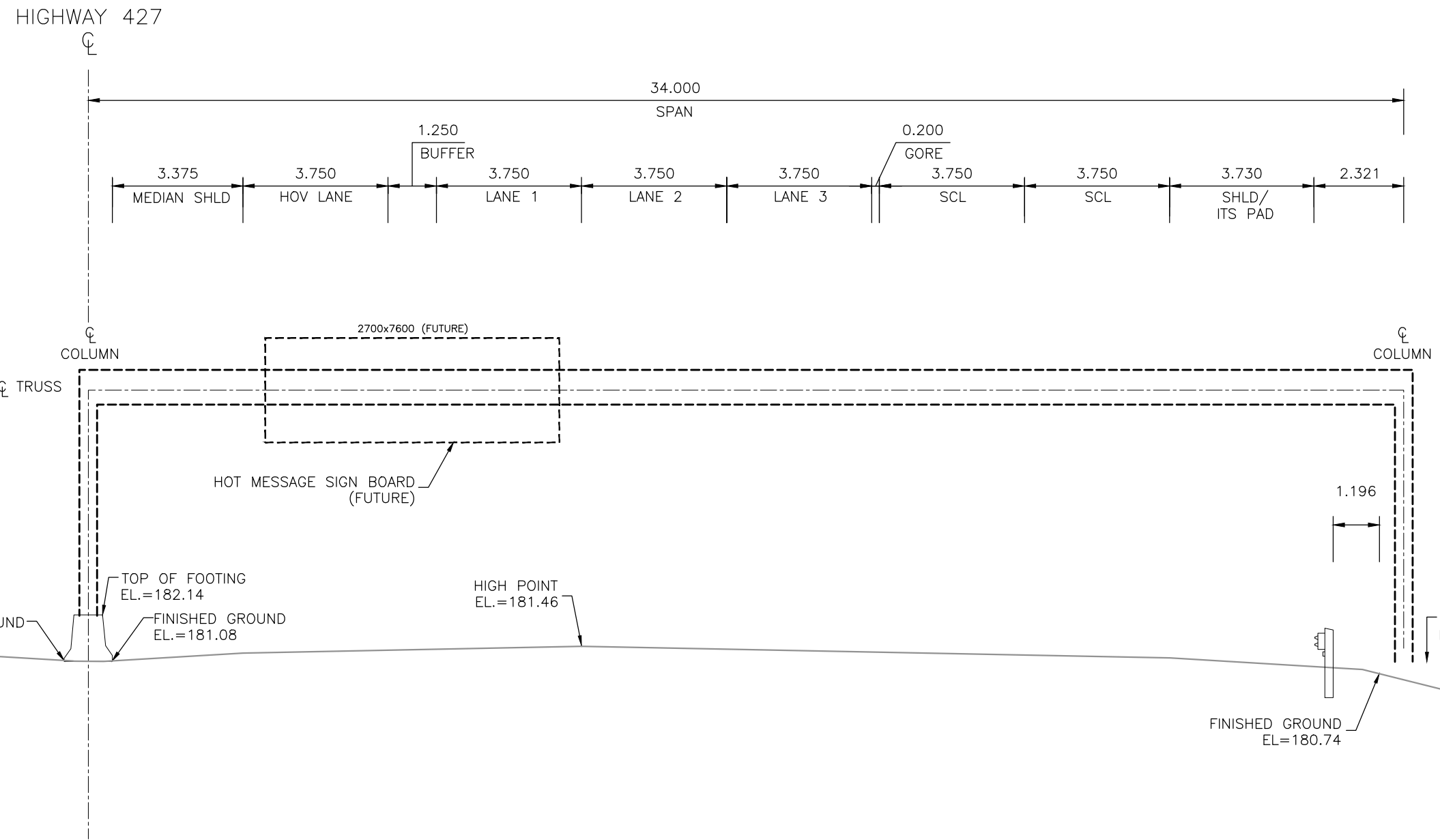
SCALE :  
  
N.T.S.

DESIGNED	JONATHAN MOHACSI		
DRAWN	MICHAEL ETINGEN		
CHECKED	DUNCAN CAMPBELL		
APPROVED LEAD ENGINEER	JONATHAN MOHACSI		
APPROVED PROJ. MANAGER	PETER BAMFORTH		

CONSULTANT			
NAME (PRINT)		INT.	DATE



TITLE <b>HWY 427 EXPANSION HOT MESSAGE SIGNS</b>							
PROJECT ID.	STAGE IDENTIFIER	DESIGN PACKAGE NUMBER	DISCIPLINE	STRUCTURE NUMBER	DOCUMENT TYPE	DRAWING NUMBER	REVISION NUMBER
H427-D	N	9	HWY	000	DWG	0307	B



HMS-S5  
 HIGHWAY 427 SB  
 STATION 11+350 (NORTH OF FINCH)  
 FRONT ELEVATION  
 (IN DIRECTION OF TRAFFIC)

NO.	DATE	REVISIONS	BY	CHK	LEAD	PROJ
B	18/03/20	90% SUBMISSION TO CA				
A	18/01/12	90% SUBMISSION TO CA				

SCALE :  
  
N.T.S.

DESIGNED	JONATHAN MOHACSI
DRAWN	MICHAEL ETINGEN
CHECKED	DUNCAN CAMPBELL
APPROVED LEAD ENGINEER	JONATHAN MOHACSI
APPROVED PROJ. MANAGER	PETER BAMFORTH

CONSULTANT			
NAME (PRINT)		INT.	DATE





TITLE <b>HWY 427 EXPANSION HOT MESSAGE SIGNS</b>							
PROJECT ID.	STAGE IDENTIFIER	DESIGN PACKAGE NUMBER	DISCIPLINE	STRUCTURE NUMBER	DOCUMENT TYPE	DRAWING NUMBER	REVISION NUMBER
H427-D	N	9	HWY	000	DWG	0308	B

TS SIGN	DIRECTION	STATION	EL. P1	EL. HP
TS01	NBL	25+279	165.47	164.47
TS02	NBL	25+705	166.80	165.96
TS03	SBL	10+067	167.14	166.41
TS04	SBL	10+497	171.32	170.58
TS05	NBL	10+725	174.46	173.64
TS04A	SBL	10+969	177.92	177.19
TS06	NBL	11+241	181.56	180.82
TS07	SBL	11+546	181.48	180.68
TS08	NBL	11+871	182.16	181.52
TS09	SBL	12+015	183.25	182.60
TS10	NBL	12+409	181.50	180.85
TS11	SBL	12+689	179.97	179.33
TS12	SBL	13+181	178.27	177.92
TS13	NBL	13+181	178.27	177.34
TS14	NBL	13+580	181.00	178.68
TS15	SBL	13+969	179.67	179.03
TS16	NBL	14+009	179.75	179.11

NOTE:

1. EL. P1 SHOULD BE SURVEYED FOR EACH FOOTING WHEN DESIGNING THE MANAGED LANE SIGN SUPPORTS.
2. EL. HP IS HIGH POINT OF ENTIRE ROADWAY WIDTH (NBL OR SBL) BASED ON DESIGN TEMPLATES. ROADWAY SHOULD BE SURVEYED WHEN FUTURE SIGN SUPPORTS ARE DESIGNED TO DETERMINE AS-BUILT EL HPs.

				SCALE :					DESIGNED: JONATHAN MOHACSI DRAWN: MICHAEL ETINGEN CHECKED: DUNCAN CAMPBELL APPROVED LEAD ENGINEER: JONATHAN MOHACSI APPROVED PROJ. MANAGER: PETER BAMFORTH				<b>HWY 427 EXPANSION TOLL &amp; ENFORCEMENT SIGNS</b>						
				N.T.S.									PROJECT ID.	STAGE IDENTIFIER	DESIGN PACKAGE NUMBER	DISCIPLINE	STRUCTURE NUMBER	DOCUMENT TYPE	DRAWING NUMBER
B	18/03/20	90% SUBMISSION TO CA																	
A	18/01/12	90% SUBMISSION TO CA																	
NO.	DATE	REVISIONS		BY	CHK	LEAD. ENG.	PROJ. MGR.												
										NAME (PRINT)		INT.	DATE						
												H427-D	N	9	HWY	000	DWG	0309	B