

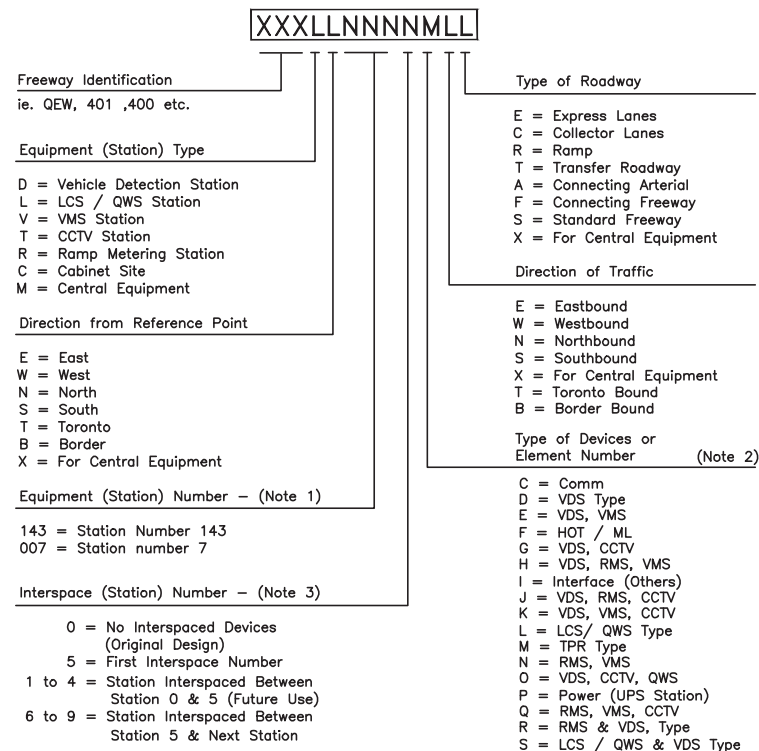
HIGHWAY 427 EXPANSION

DCR # 4

E.5 Intelligent Transportation Systems

SUPPLEMENTARY LEGEND

EQUIPMENT IDENTIFIER



- NOTES:**
- A. This Supplementary legend is to be read in conjunction with MTOD 2001.110
 1. Devices related to roadway usage are numbered sequentially in the same set of lanes (applies to D, L, & V Stations). With transitions between a single roadway and an express – collector type freeway, the count is increased by 100 from last similar situation. Devices not related to lanes are numbered sequentially along the roadway (Applies to T, R & C Stations). Numbering begins at the reference points.
 2. The element number applies to lane usage for Detector Stations; individual loops are numbered starting in the upstream passing lane.
 3. The interspace number is normally 0. This number may be used in future if it is found necessary to interspace any equipment.
- 1 to 0 = VDS element number of the first 5 lanes
A & B = VDS element number of the 6th lane

	HIGHWAY	REFERENCE POINT	DIRECTION FROM REFERENCE POINT
CENTRAL REGION	400	Highway 401	North and South
	401	Highway 401 Keele Street	East and West
	403 – Burlington – Hamilton to Oakville	Freeman Interchange	East and West
	403 – Mississauga – Highway 401 to QEW	Highway 401	West
	404	Highway 401	North and South
	409	Highway 401	West
	410	Highway 401	North
	420	QEW	East
	427	Highway 401	North and South
	QEW – Mississauga/Burlington	401 North Shore Blvd	Toronto Bound (T) Border Bound (B)
NORTH REGION	400/69	Sudbury	South
	11	Sudbury	North and South
	17	Sudbury	East and West
EAST REGION	416	Highway 417	South
	417	East Region Operations Centre	East and West
WEST REGION	401	West Region Traffic Operations Centre	East and West
	401 – Windsor	Hwy 3	East
	402	Blue Water Bridge	East
	403	Highway 401	East
	405	QEW	East
	406	QEW	South
	58 – Thorold Tunnel	QEW	East
	QEW – Niagara Region	401 North Shore Blvd	Toronto Bound (T) Border Bound (B)

- KEY PLAN SYMBOLS**
- NEW SINGLE CABINET ON DOUBLE CABINET PAD (ATMS AND HOT)
 - NEW CABINET ON SINGLE CABINET PAD
 - NEW CONCRETE PAD FOR SINGLE CABINET
 - NEW COMMUNICATIONS PEDESTAL
 - HOT COMMUNICATIONS PEDESTAL FOOTING
 - NEW CAMERA
 - NEW VEHICLE DETECTOR STATION
 - NEW VARIABLE MESSAGE SIGN(VMS)/ TRAVEL TIME SIGN(TTS)/ QUEUE WARNING SIGN (QWS)
 - FUTURE HOT MESSAGE SIGN (HMS)
 - FUTURE HOT TOLLING STATION
 - NEW DISTRIBUTION ASSEMBLY

WIRING DIAGRAMS

- | | |
|--------------------------------------|---------------------------|
| C – Communications | L – LCS/QWS |
| S – Spare | R – RMS |
| M – Municipality (name municipality) | P – Power |
| G – Government of Ontario (spare) | TS – Tolling Station |
| D – Detector | T – CCTV |
| V – VMS/PVMS/HOT | H – Har |
| HOT – HOT System | HOTP – HOT Power |
| | HOTC – HOT Communications |

LAYOUT DRAWINGS

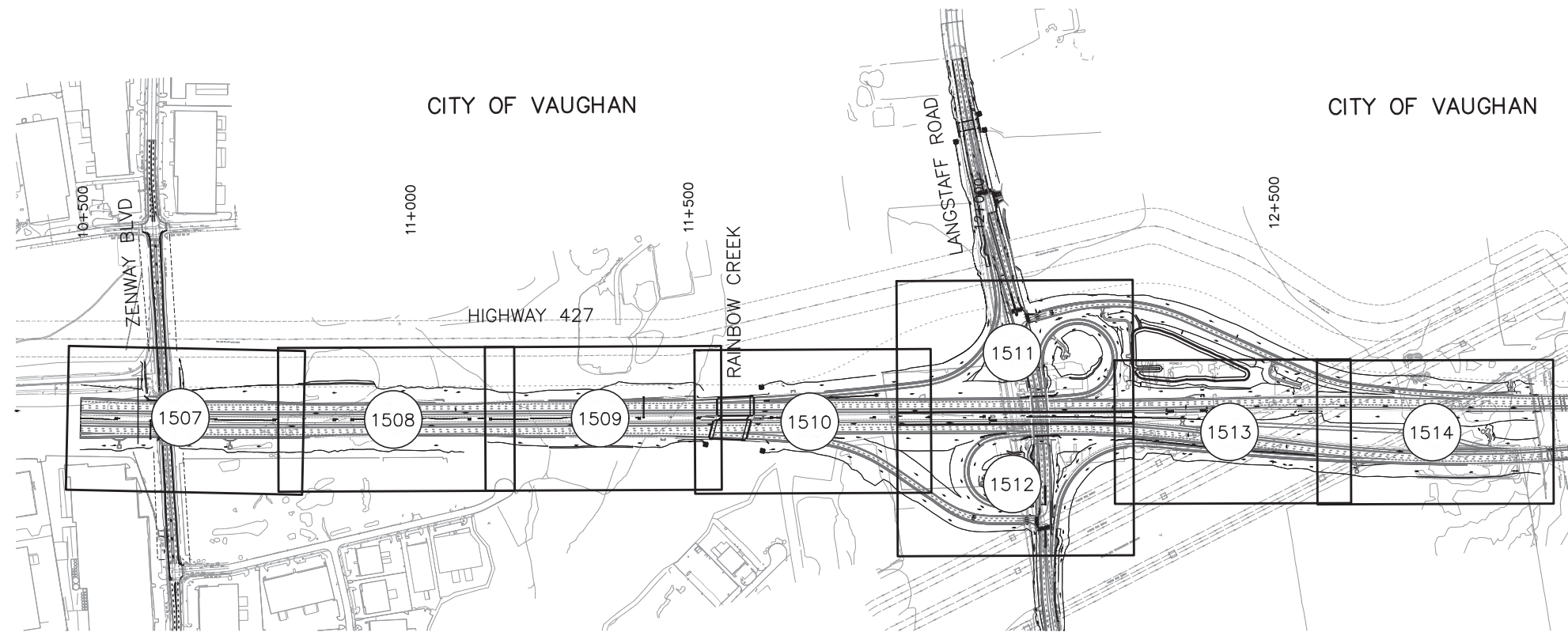
- Future HOT Tolling Station Gantry
TSXX
- Future HOT Message Sign (HMS) centered over the buffer between managed lane (ML) and the left general purpose lane.
- Future footing for Tolling Station and/or HOT Message Sign
- IP Dome Camera C/W 24m concrete pole equipped with raising and lowering system.

SCALE :		N.T.S.		<table border="1" style="font-size: 8px;"> <tr><td>DESIGNED</td><td>AG & FE</td></tr> <tr><td>DRAWN</td><td>NFG</td></tr> <tr><td>CHECKED</td><td>RBL</td></tr> <tr><td>APPROVED LEAD ENGINEER</td><td>RBL</td></tr> <tr><td>APPROVED PROJ. MANAGER</td><td></td></tr> </table>		DESIGNED	AG & FE	DRAWN	NFG	CHECKED	RBL	APPROVED LEAD ENGINEER	RBL	APPROVED PROJ. MANAGER						HWY 427 EXPANSION ITS-SUPPLEMENTARY LEGEND													
DESIGNED	AG & FE																																
DRAWN	NFG																																
CHECKED	RBL																																
APPROVED LEAD ENGINEER	RBL																																
APPROVED PROJ. MANAGER																																	
A 19/01/25		90% SUBMISSION TO CA								PROJECT ID.		STAGE IDENTIFIER		DESIGN PACKAGE NUMBER		DISCIPLINE		STRUCTURE NUMBER		DOCUMENT TYPE		DRAWING NUMBER		REVISION NUMBER									
NO.		DATE		REVISIONS		BY		CHK		LEAD		DISC.		PROJ.		MAN.		H427-D		N		6		ITS		000		DWG		1500		A	



LEGEND

XX ATMS LAYOUT



NO.	DATE	REVISIONS	BY	CHK	LEAD. DISC.	PROJ. MAN.
A	19/01/25	90% SUBMISSION TO CA				

SCALE :

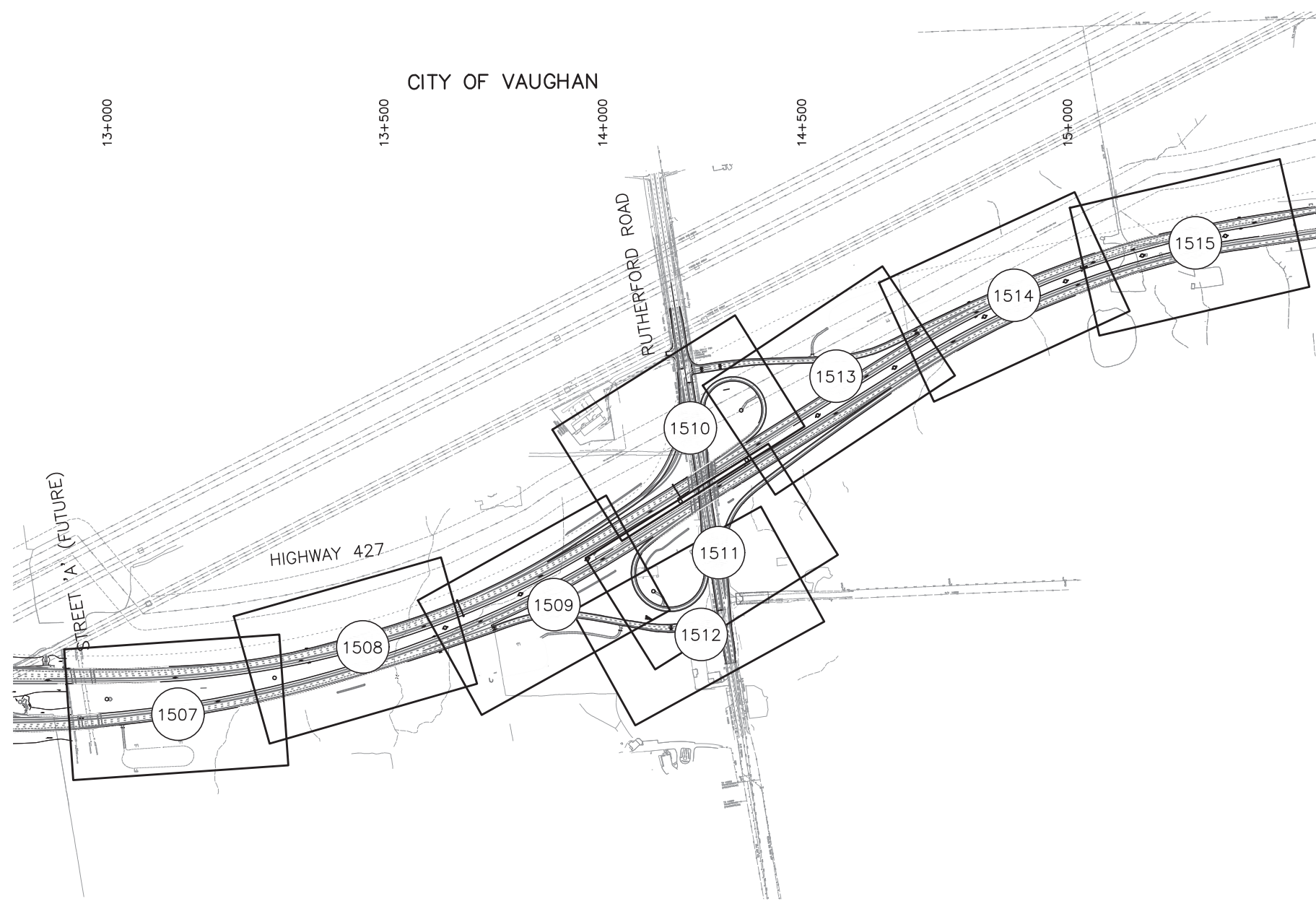
N.T.S.

DESIGNED	AG & FE
DRAWN	NFG
CHECKED	RBL
APPROVED LEAD. ENGINEER	RBL
APPROVED PROJ. MANAGER	
CONSULTANT	

NAME (PRINT)	INIT.	DATE



TITLE							
HWY 427 EXPANSION							
ITS-KEY PLAN SHEET INDEX							
PROJECT ID.	STAGE IDENTIFIER	DESIGN PACKAGE NUMBER	DISCIPLINE	STRUCTURE NUMBER	DOCUMENT TYPE	DRAWING NUMBER	REVISION NUMBER
H427-D	N	6	ITS	000	DWG	1501	A



LEGEND

(XX) ATMS LAYOUT

NO.	DATE	REVISIONS	BY	CHK	LEAD DISC.	PROJ. MAN.
B	19/01/25	50% SUBMISSION TO CA				
A	18/04/25	50% SUBMISSION TO CA				

SCALE :

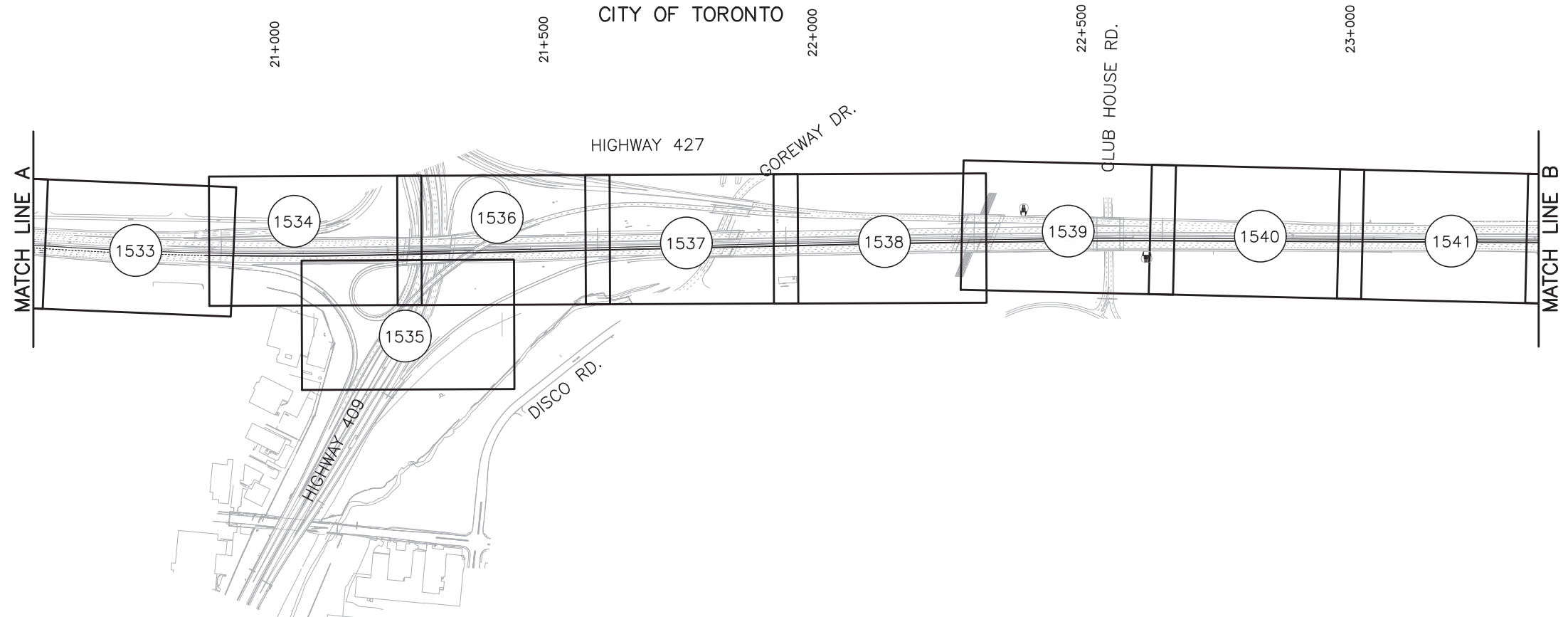
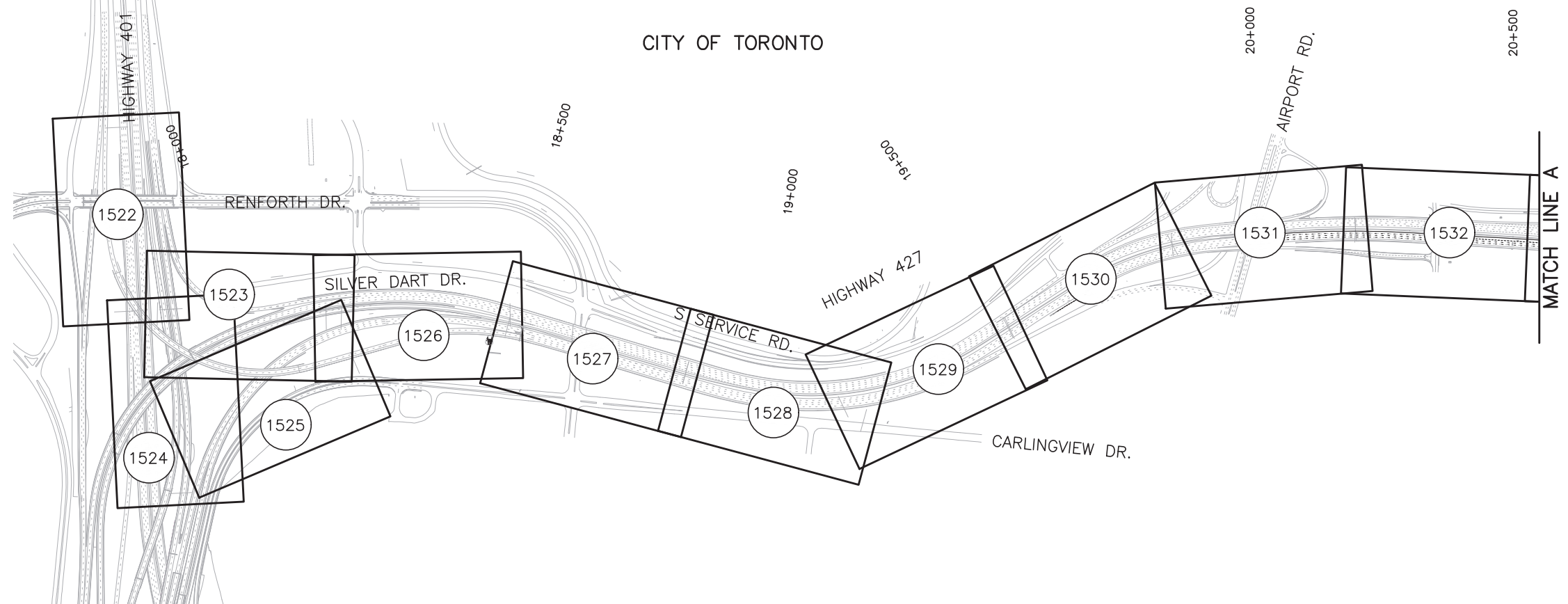
N.T.S.

DESIGNED	AG & FE
DRAWN	NFG
CHECKED	RBL
APPROVED LEAD ENGINEER	RBL
APPROVED PROJ. MANAGER	

CONSULTANT	NAME (PRINT)	INIT.	DATE



TITLE							
HWY 427 EXPANSION							
ITS-KEY PLAN SHEET INDEX							
PROJECT ID.	STAGE IDENTIFIER	DESIGN PACKAGE NUMBER	DISCIPLINE	STRUCTURE NUMBER	DOCUMENT TYPE	DRAWING NUMBER	REVISION NUMBER
H427-D	F	7	ITS	000	DWG	1501	B




LEGEND
 (XX) ATMS LAYOUT

NO.	DATE	REVISIONS	BY	CHK	LEAD	PROJ.
A	18/06/08	50% SUBMISSION TO CA				

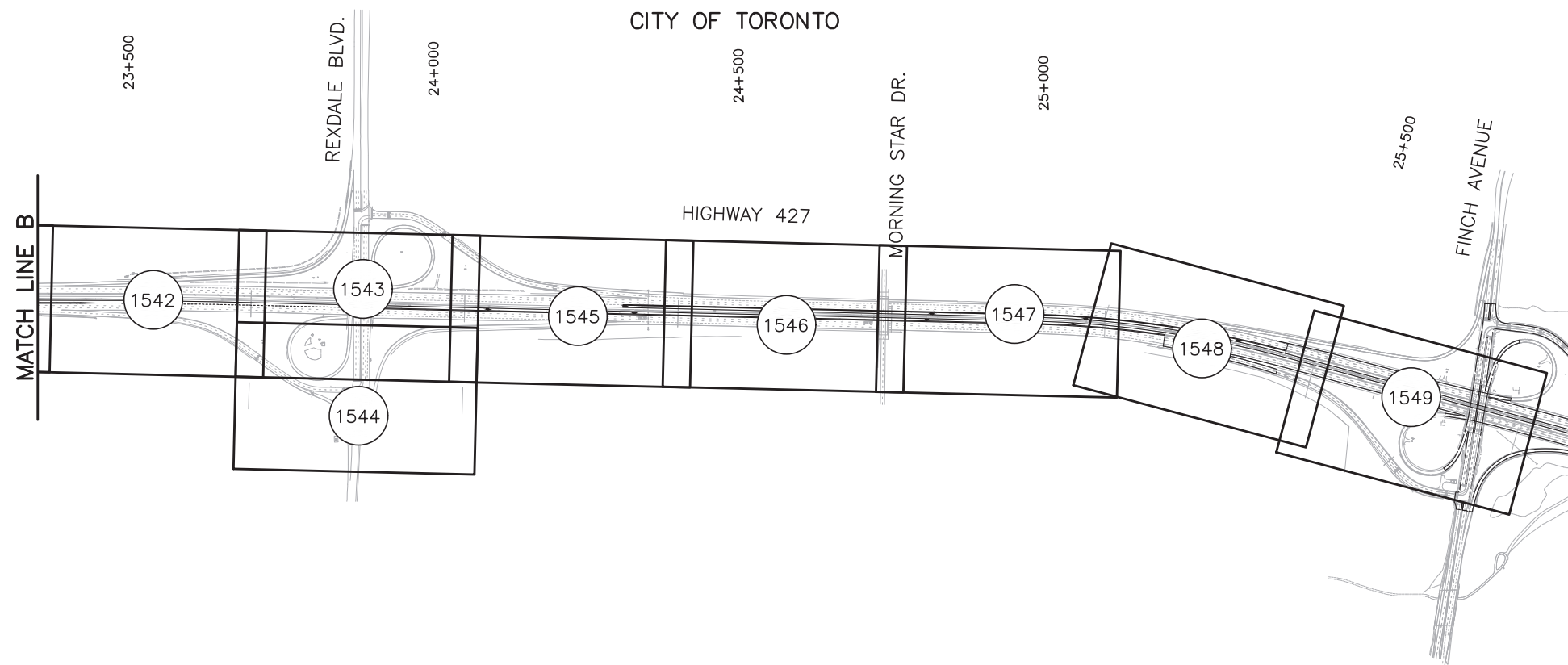
SCALE :

N.T.S.

DESIGNED	AG & FE
DRAWN	NFG
CHECKED	RBL
APPROVED LEAD ENGINEER	RBL
APPROVED PROJ. MANAGER	
NAME (PRINT)	INIT.
	DATE



TITLE							
HWY 427 EXPANSION							
ITS-KEY PLAN SHEET INDEX							
PROJECT ID.	STAGE IDENTIFIER	DESIGN PACKAGE NUMBER	DISCIPLINE	STRUCTURE NUMBER	DOCUMENT TYPE	DRAWING NUMBER	REVISION NUMBER
H427-D	F	10	ITS	000	DWG	1501	A



LEGEND

XX ATMS LAYOUT

NO.	DATE	REVISIONS	BY	CHK	LEAD. DES.	PROJ. MGR.
A	18/06/08	50% SUBMISSION TO CA				

SCALE :

N.T.S.

DESIGNED	AG & FE
DRAWN	NFG
CHECKED	RBL
APPROVED LEAD ENGINEER	RBL
APPROVED PROJ. MANAGER	
NAME (PRINT)	INIT. DATE

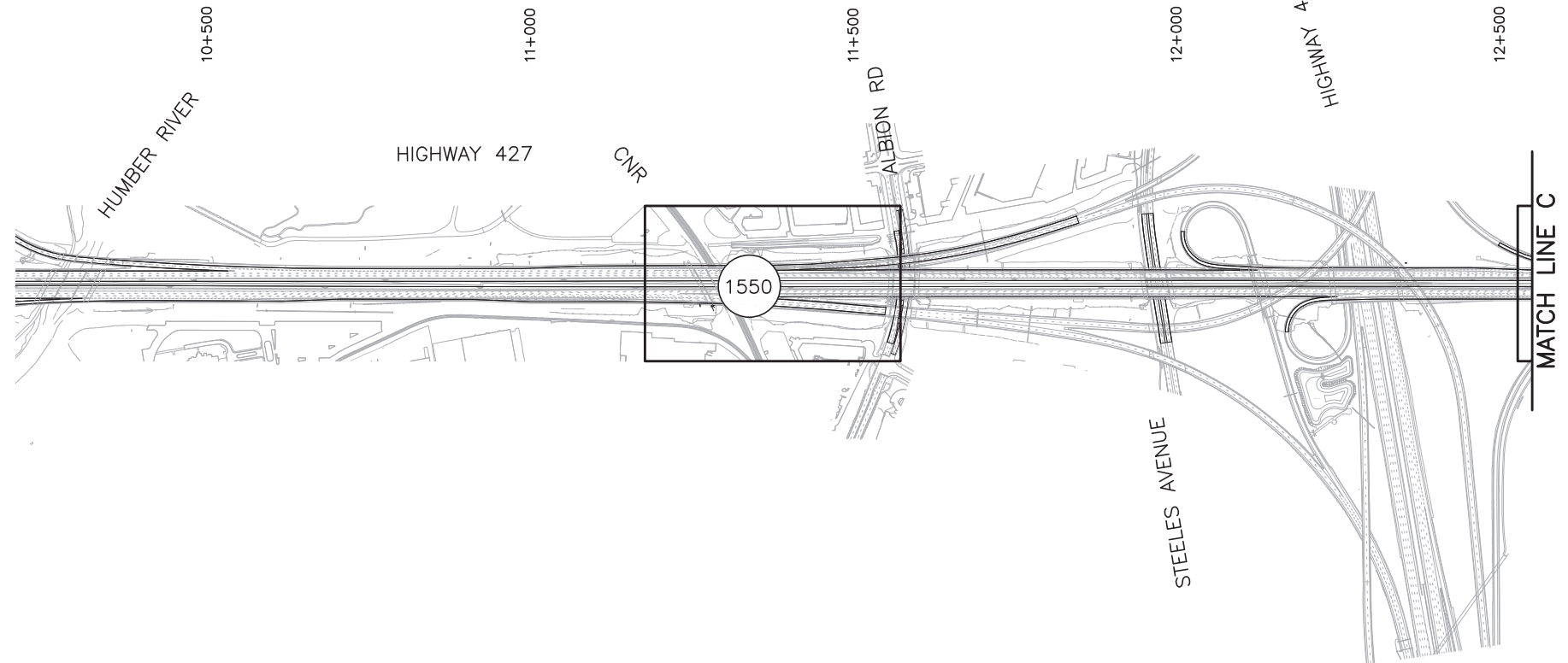
CONSULTANT	



TITLE							
HWY 427 EXPANSION							
ITS-KEY PLAN SHEET INDEX							
PROJECT ID.	STAGE IDENTIFIER	DESIGN PACKAGE NUMBER	DISCIPLINE	STRUCTURE NUMBER	DOCUMENT TYPE	DRAWING NUMBER	REVISION NUMBER
H427-D	F	10	ITS	000	DWG	1502	A

CITY OF TORONTO

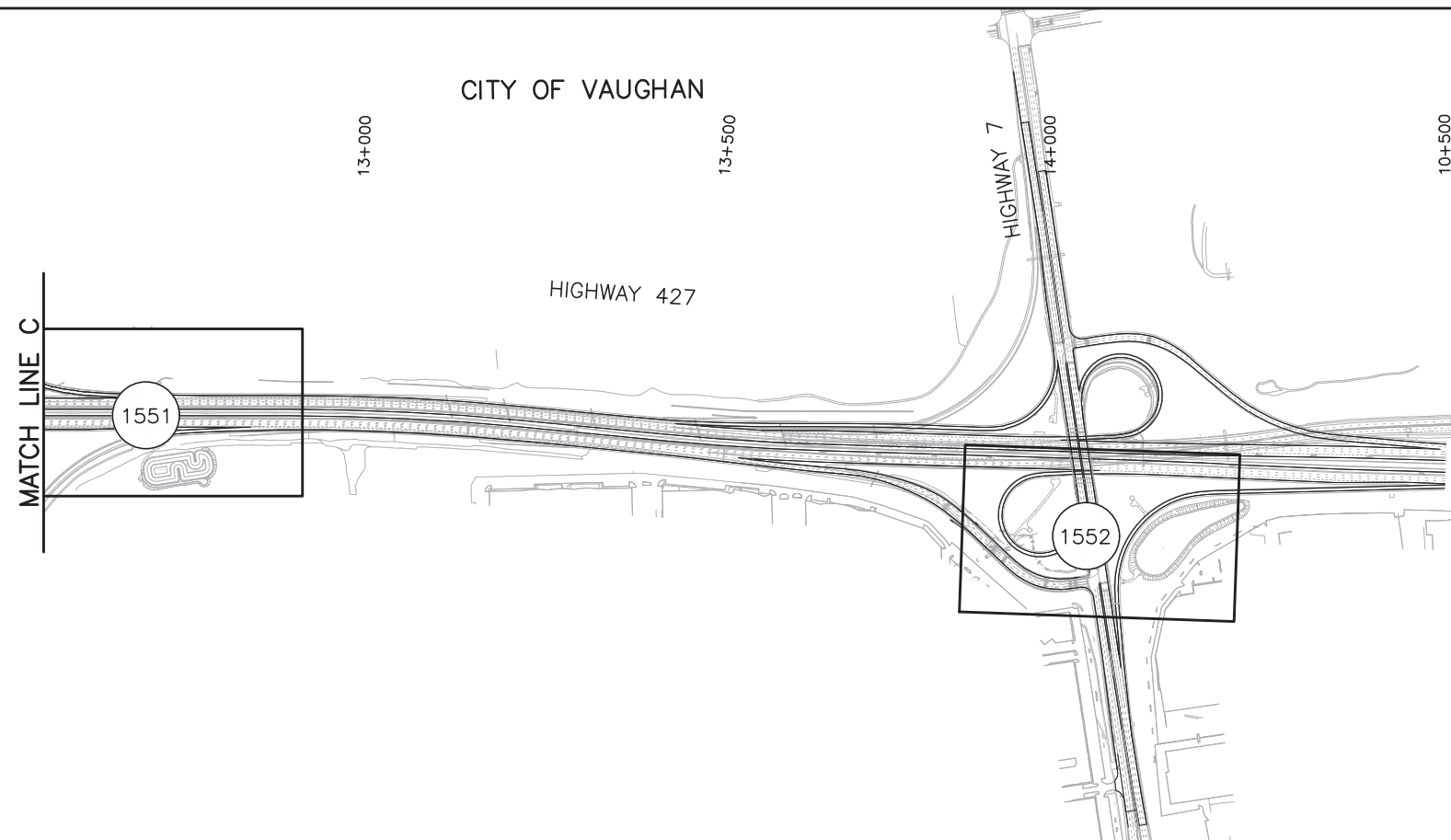
CITY OF VAUGHAN



CITY OF VAUGHAN

LEGEND

XX ATMS LAYOUT



NO.	DATE	REVISIONS	BY	CHK	LEAD	PROJ.
A	18/06/08	50% SUBMISSION TO CA				

SCALE :

N.T.S.

DESIGNED	AG & FE
DRAWN	NFG
CHECKED	RBL
APPROVED LEAD ENGINEER	RBL
APPROVED PROJ. MANAGER	
NAME (PRINT)	INIT. DATE

CONSULTANT	
DESIGNED	AG & FE
DRAWN	NFG
CHECKED	RBL
APPROVED LEAD ENGINEER	RBL
APPROVED PROJ. MANAGER	
NAME (PRINT)	INIT. DATE

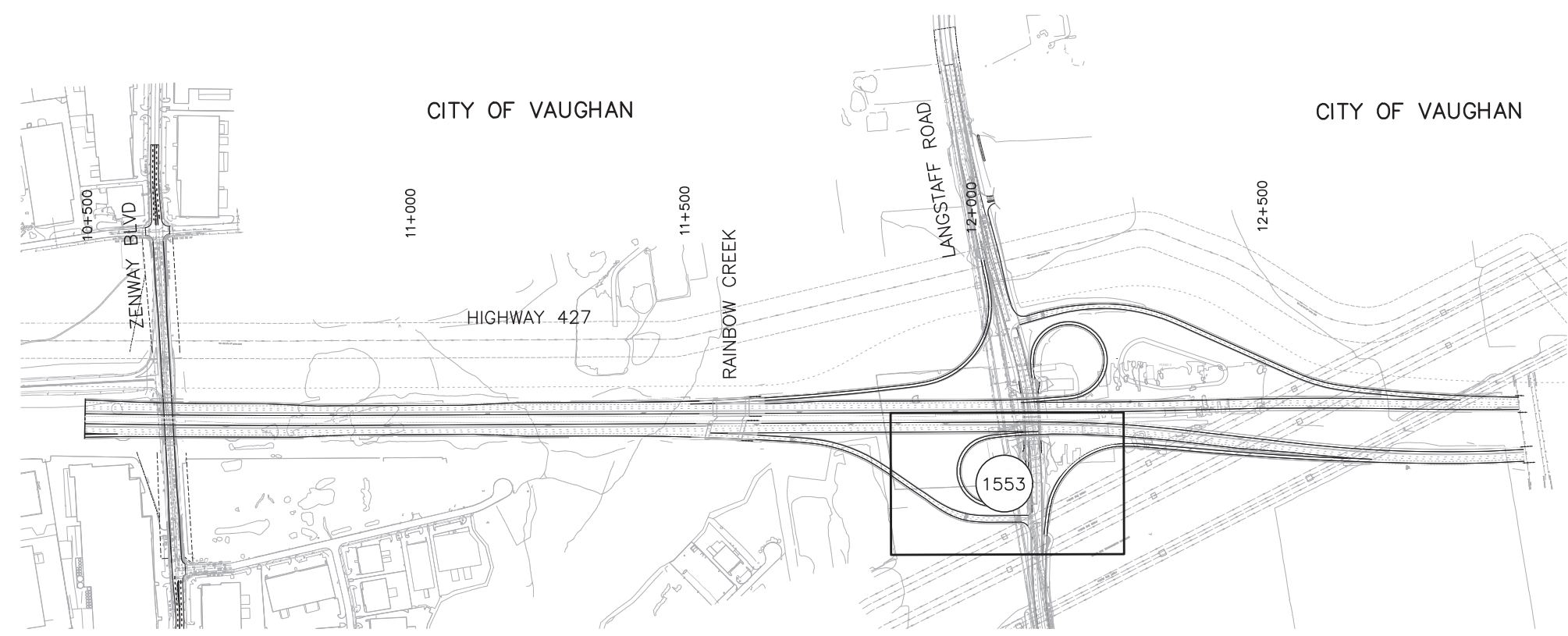


TITLE							
HWY 427 EXPANSION							
ITS-KEY PLAN SHEET INDEX							
PROJECT ID.	STAGE IDENTIFIER	DESIGN PACKAGE NUMBER	DISCIPLINE	STRUCTURE NUMBER	DOCUMENT TYPE	DRAWING NUMBER	REVISION NUMBER
H427-D	F	10	ITS	000	DWG	1503	A



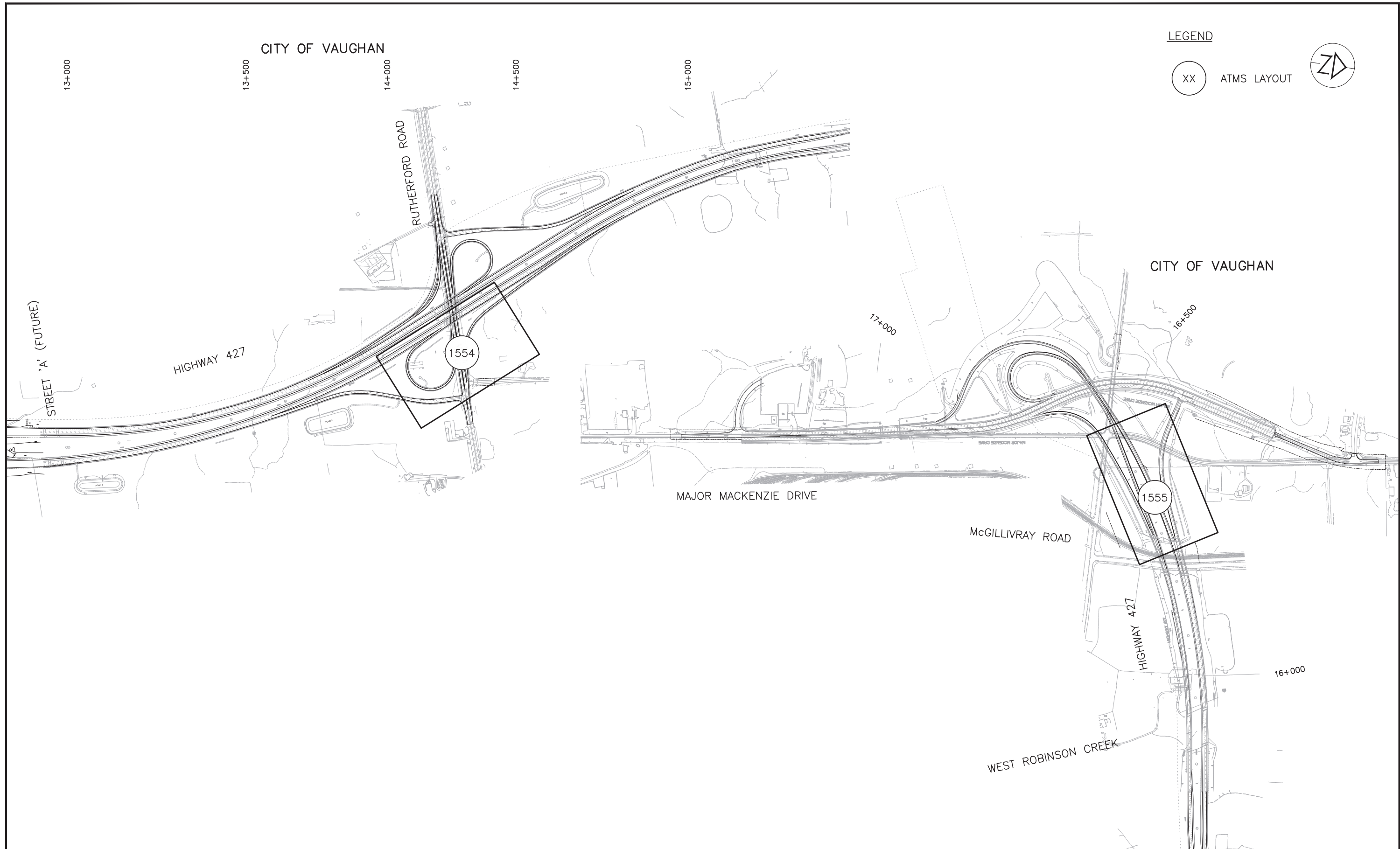
LEGEND

XX ATMS LAYOUT



			SCALE :				DESIGNED AG & FE				TITLE HWY 427 EXPANSION	
			N.T.S.				DRAWN NFG				ITS-KEY PLAN SHEET INDEX	
							CHECKED RBL				PROJECT ID. H427-D	
							APPROVED LEAD ENGINEER RBL				STAGE IDENTIFIER F	
							APPROVED PROJ. MANAGER				DESIGN PACKAGE NUMBER 10	
											DISCIPLINE ITS	
											STRUCTURE NUMBER 000	
											DOCUMENT TYPE DWG	
											DRAWING NUMBER 1504	
											REVISION NUMBER A	
A 18/06/08 50% SUBMISSION TO CA												
NO. DATE REVISIONS			BY CHK LEAD. PROJ.		NAME (PRINT) INIT. DATE							





NO.	DATE	REVISIONS	BY	CHK	LEAD. DISC.	PROJ. MAN.
A	18/06/08	50% SUBMISSION TO CA				

SCALE :

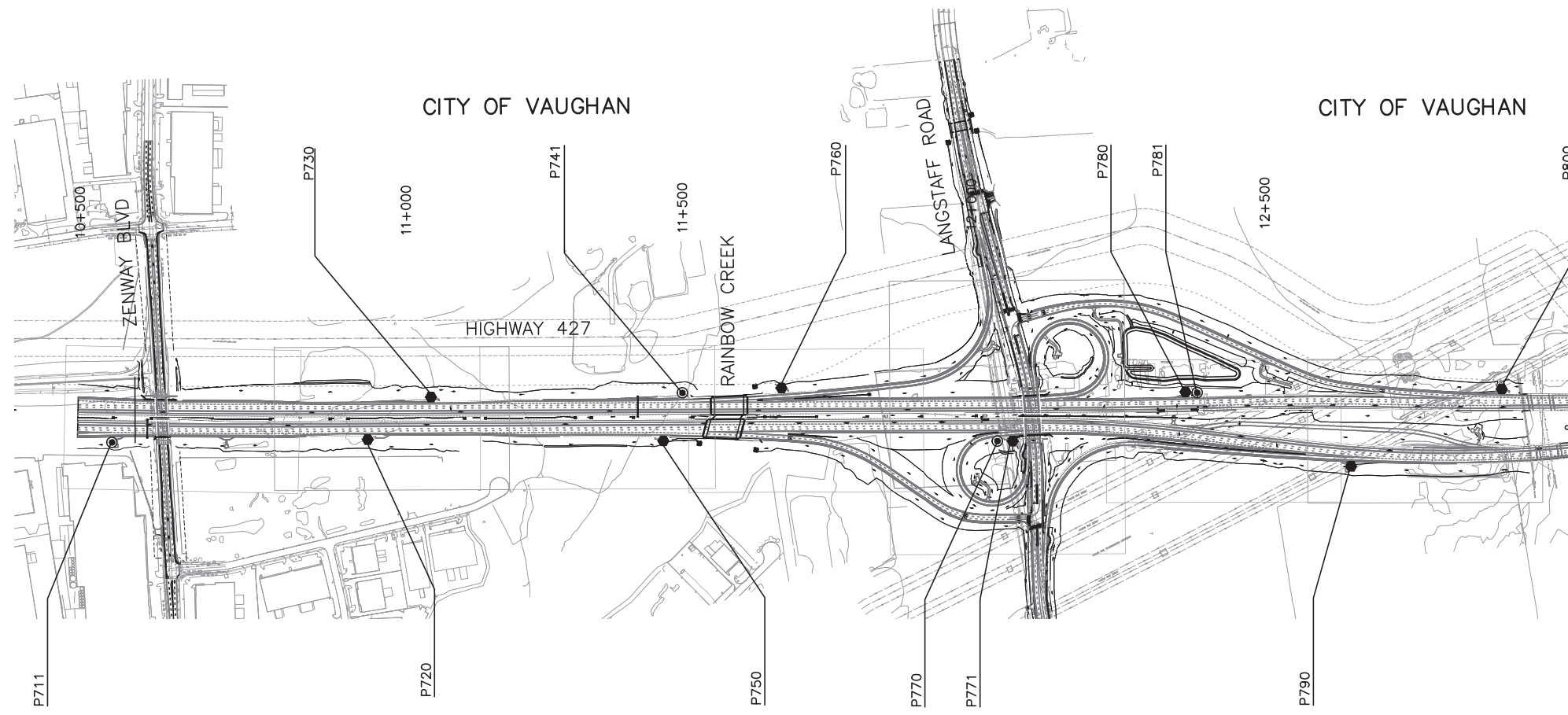
N.T.S.

DESIGNED	AG & FE
DRAWN	NFG
CHECKED	RBL
APPROVED LEAD ENGINEER	RBL
APPROVED PROJ. MANAGER	
CONSULTANT	

NAME (PRINT)	INIT.	DATE



TITLE							
HWY 427 EXPANSION							
ITS-KEY PLAN SHEET INDEX							
PROJECT ID.	STAGE IDENTIFIER	DESIGN PACKAGE NUMBER	DISCIPLINE	STRUCTURE NUMBER	DOCUMENT TYPE	DRAWING NUMBER	REVISION NUMBER
H427-D	F	10	ITS	000	DWG	1505	A



A		19/01/25	90% SUBMISSION TO CA		BY	CHK	LEAD. DISC.	PROJ. MAN.
NO.	DATE	REVISIONS						

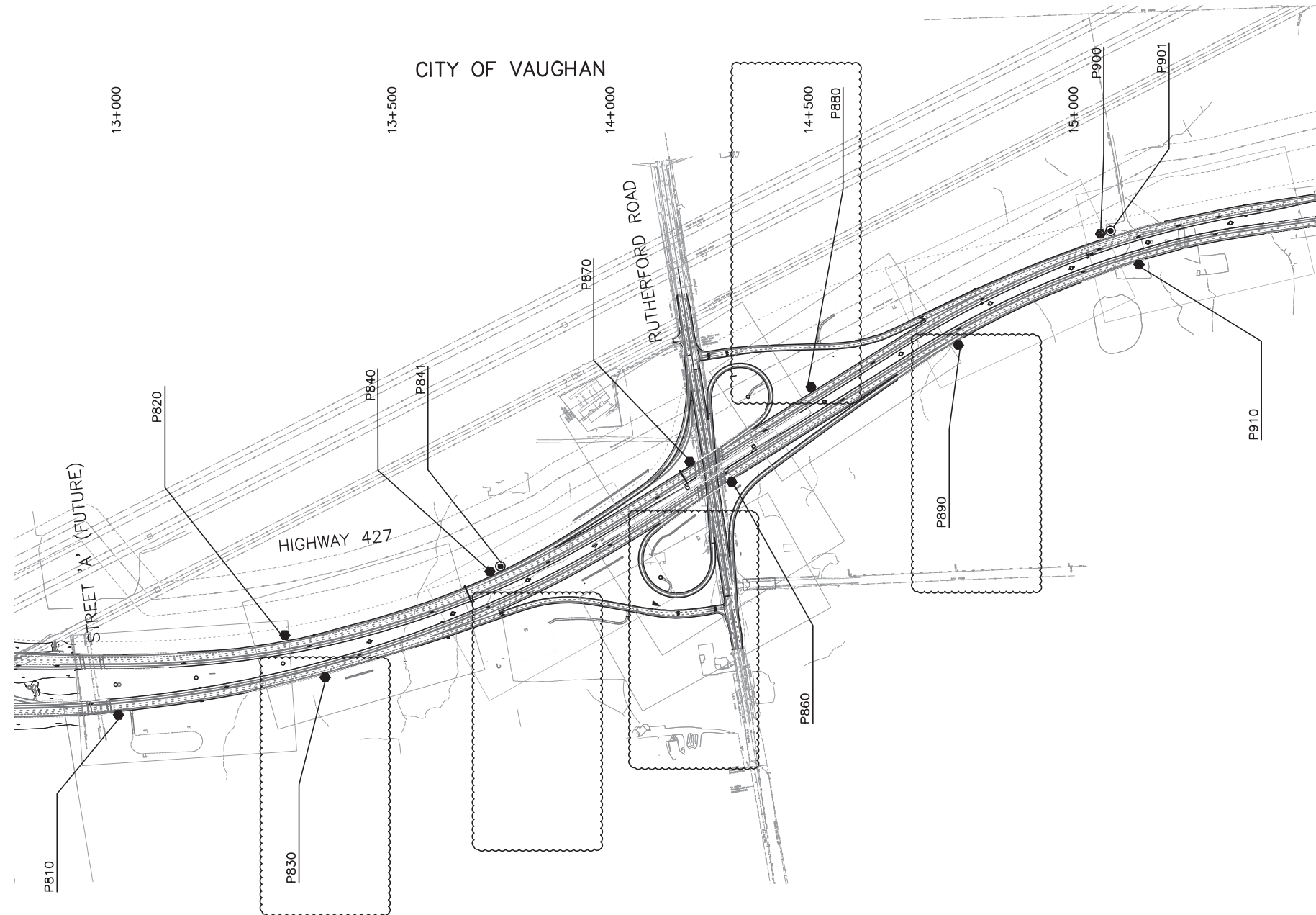
SCALE :

N.T.S.

DESIGNED	AG & FE		
DRAWN	NFG		
CHECKED	RBL		
APPROVED LEAD. ENGINEER	RBL		
APPROVED PROJ. MANAGER			
CONSULTANT			
		NAME (PRINT)	INIT. DATE



TITLE							
HWY 427 EXPANSION							
ITS-KEY PLAN							
COMMUNICATION PEDESTAL LOCATIONS							
PROJECT ID.	STAGE IDENTIFIER	DESIGN PACKAGE NUMBER	DISCIPLINE	STRUCTURE NUMBER	DOCUMENT TYPE	DRAWING NUMBER	REVISION NUMBER
H427-D	N	6	ITS	000	DWG	1502	A



NO.	DATE	REVISIONS	BY	CHK	LEAD. DISC.	PROJ. MAN.
B	19/01/25	50% SUBMISSION TO CA				
A	18/04/25	50% SUBMISSION TO CA				

SCALE :

N.T.S.

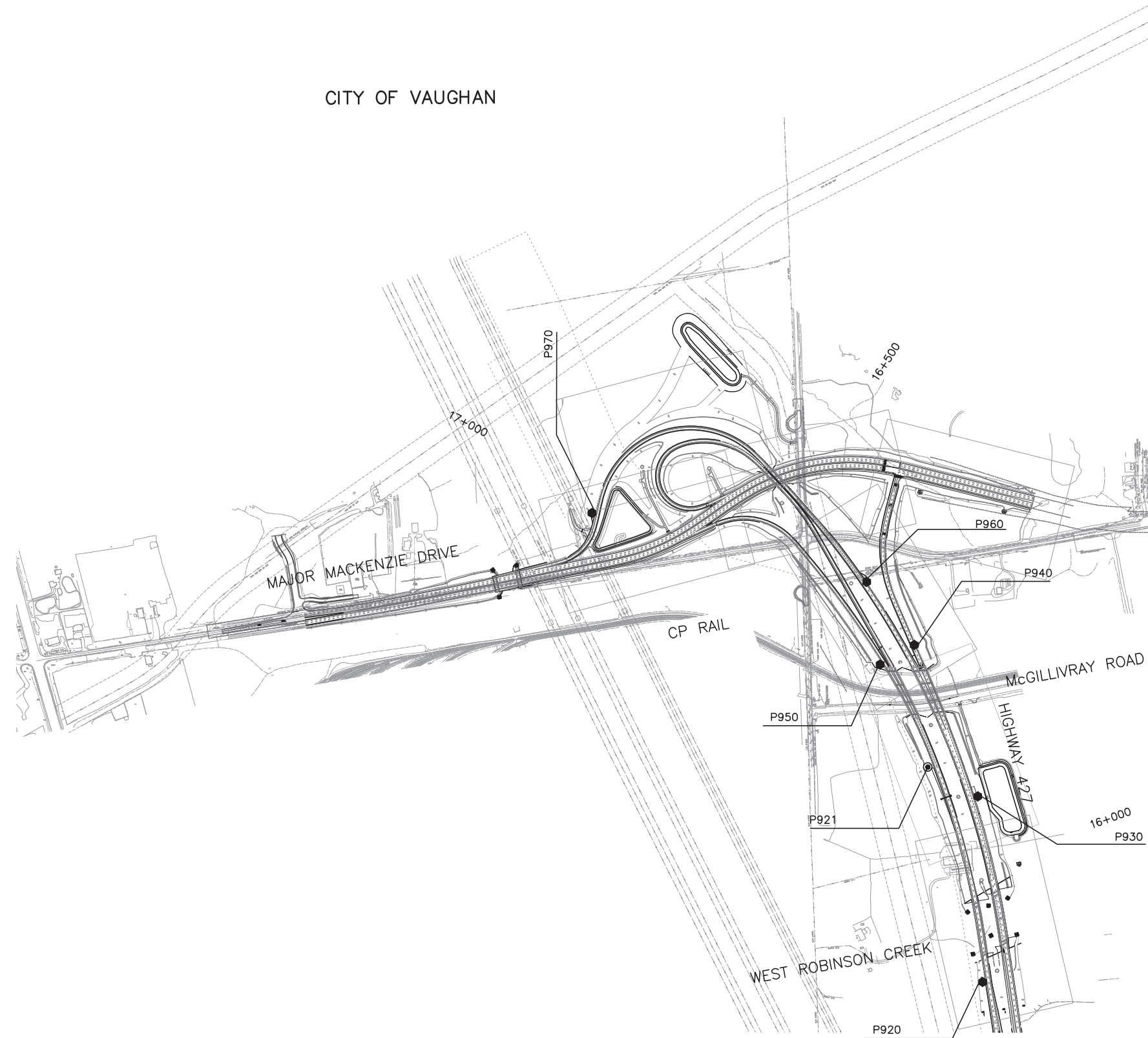
DESIGNED	AG & FE		
DRAWN	NFG		
CHECKED	RBL		
APPROVED LEAD. ENGINEER	RBL		
APPROVED PROJ. MANAGER			



TITLE						
PROJECT ID.	STAGE IDENTIFIER	DESIGN PACKAGE NUMBER	DISCIPLINE	STRUCTURE NUMBER	DOCUMENT TYPE	DRAWING NUMBER
H427-D	F	7	ITS	000	DWG	1502
						B



CITY OF VAUGHAN



NO.	DATE	REVISIONS	BY	CHK	LEAD DISC.	PROJ. MAN.
A	19/01/25	90% SUBMISSION TO CA				

SCALE :

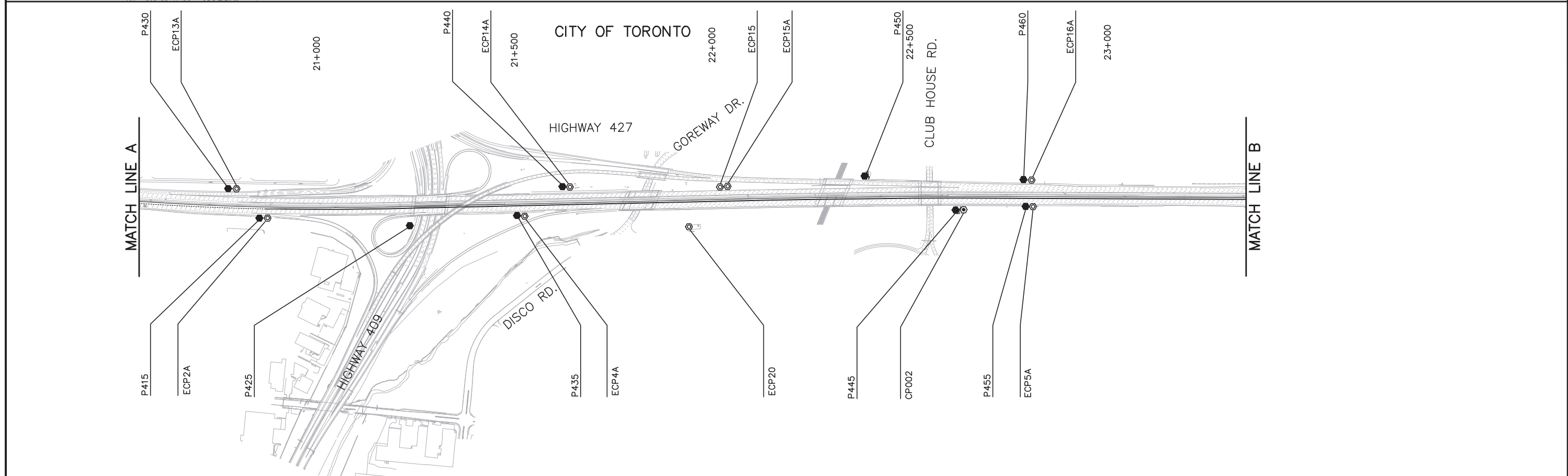
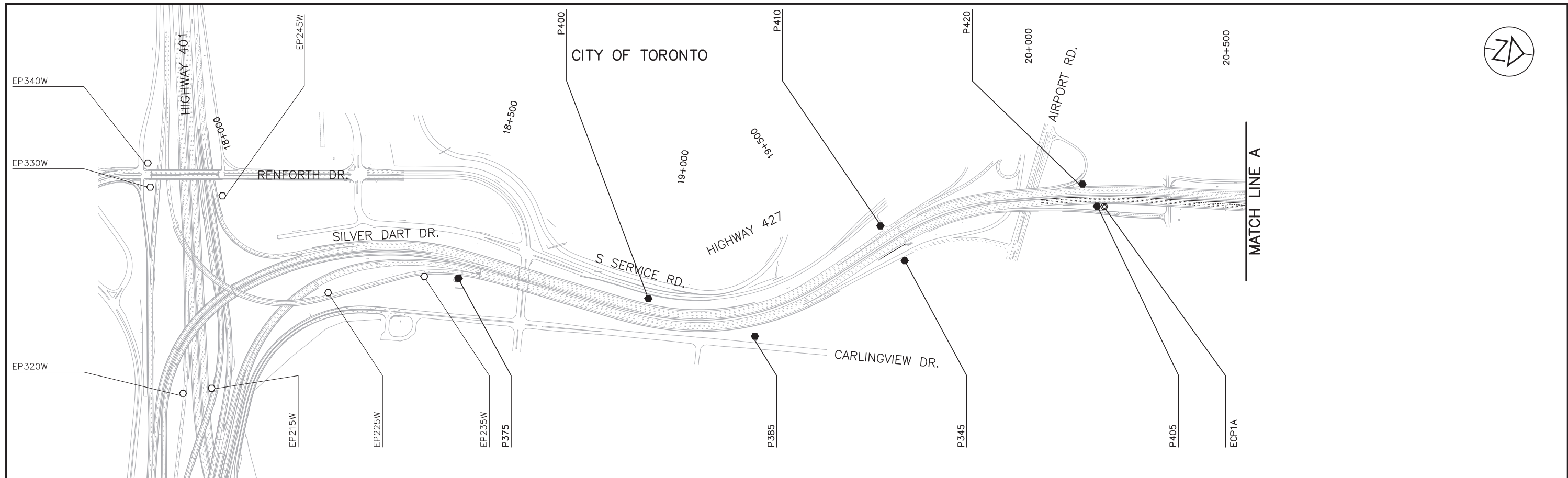
N.T.S.

DESIGNED	AG & FE		
DRAWN	NFG		
CHECKED	RBL		
APPROVED LEAD ENGINEER	RBL		
APPROVED PROJ. MANAGER			
CONSULTANT			

NAME (PRINT)	INIT.	DATE



TITLE							
HWY 427 EXPANSION							
ITS-KEY PLAN							
COMMUNICATION PEDESTAL LOCATIONS							
PROJECT ID.	STAGE IDENTIFIER	DESIGN PACKAGE NUMBER	DISCIPLINE	STRUCTURE NUMBER	DOCUMENT TYPE	DRAWING NUMBER	REVISION NUMBER
H427-D	N	8	ITS	000	DWG	1502	A



A 18/06/08		50% SUBMISSION TO CA		BY	CHK	LEAD	PROJ.
NO.	DATE	REVISIONS					

SCALE :

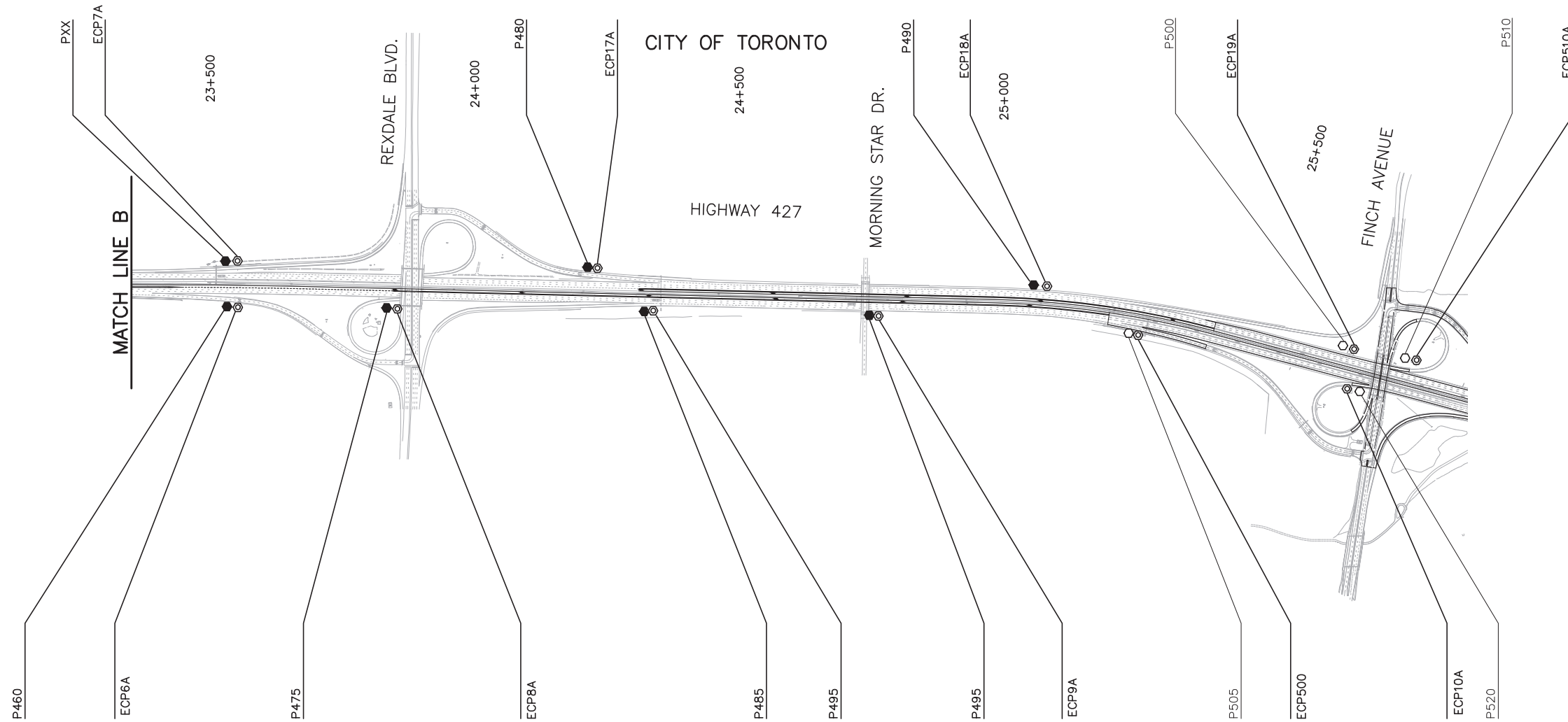
N.T.S.

DESIGNED	AG & FE		
DRAWN	NFG		
CHECKED	RBL		
APPROVED LEAD ENGINEER	RBL		
APPROVED PROJ. MANAGER			
NAME (PRINT)	INIT.	DATE	

CONSULTANT			



TITLE							
HWY 427 EXPANSION							
ITS-KEY PLAN							
COMMUNICATION PEDESTAL LOCATIONS							
PROJECT ID.	STAGE IDENTIFIER	DESIGN PACKAGE NUMBER	DISCIPLINE	STRUCTURE NUMBER	DOCUMENT TYPE	DRAWING NUMBER	REVISION NUMBER
H427-D	F	10	ITS	000	DWG	1506	A



NO.	DATE	REVISIONS	BY	CHK	LEAD	PROJ.
A	18/06/08	50% SUBMISSION TO CA				

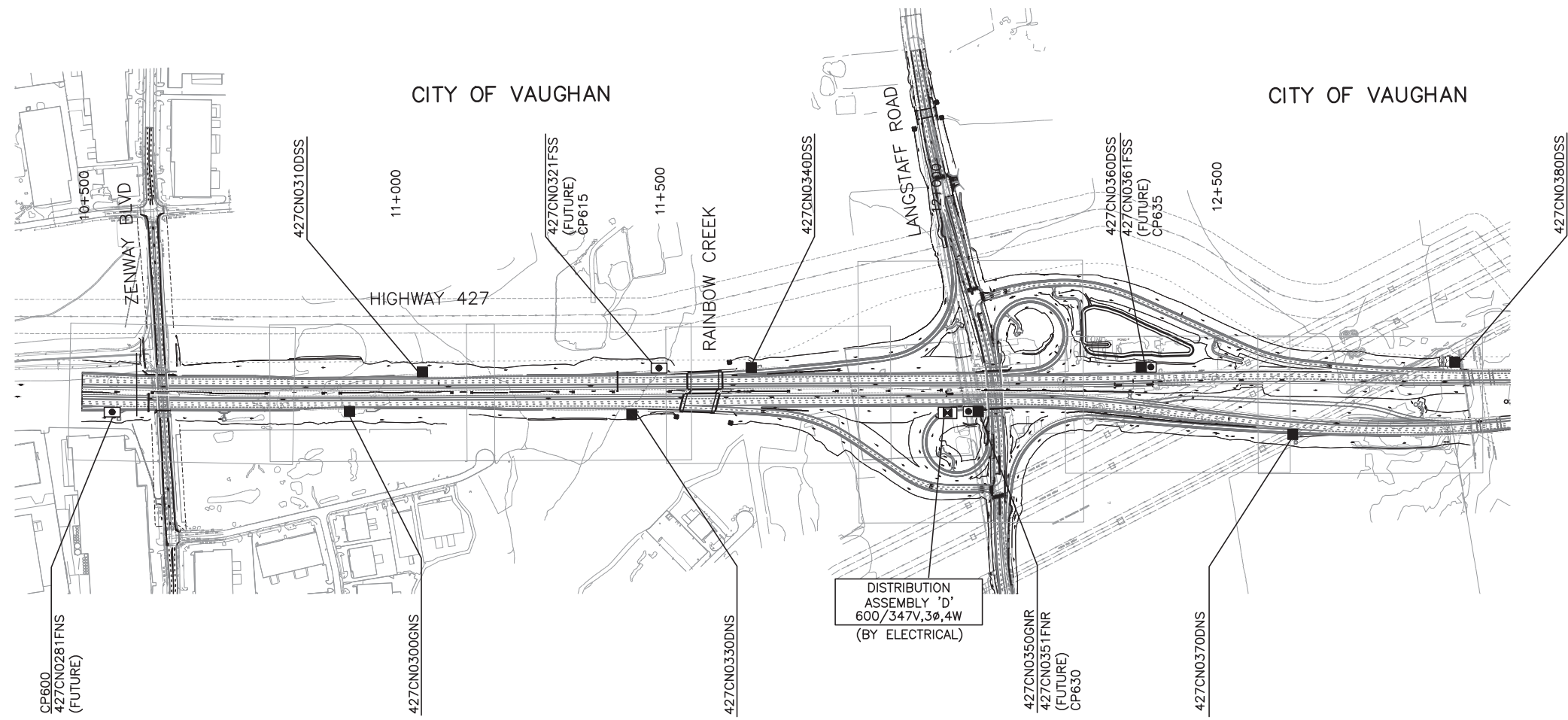
SCALE :

N.T.S.

DESIGNED	AG & FE		
DRAWN	NFG		
CHECKED	RBL		
APPROVED LEAD ENGINEER	RBL		
APPROVED PROJ. MANAGER			



TITLE							
HWY 427 EXPANSION							
ITS-KEY PLAN							
COMMUNICATION PEDESTAL LOCATIONS							
PROJECT ID.	STAGE IDENTIFIER	DESIGN PACKAGE NUMBER	DISCIPLINE	STRUCTURE NUMBER	DOCUMENT TYPE	DRAWING NUMBER	REVISION NUMBER
H427-D	F	10	ITS	000	DWG	1507	A



NO.	DATE	REVISIONS	BY	CHK	LEAD. DISC.	PROJ. MAN.
A	19/01/25	90% SUBMISSION TO CA				

SCALE :

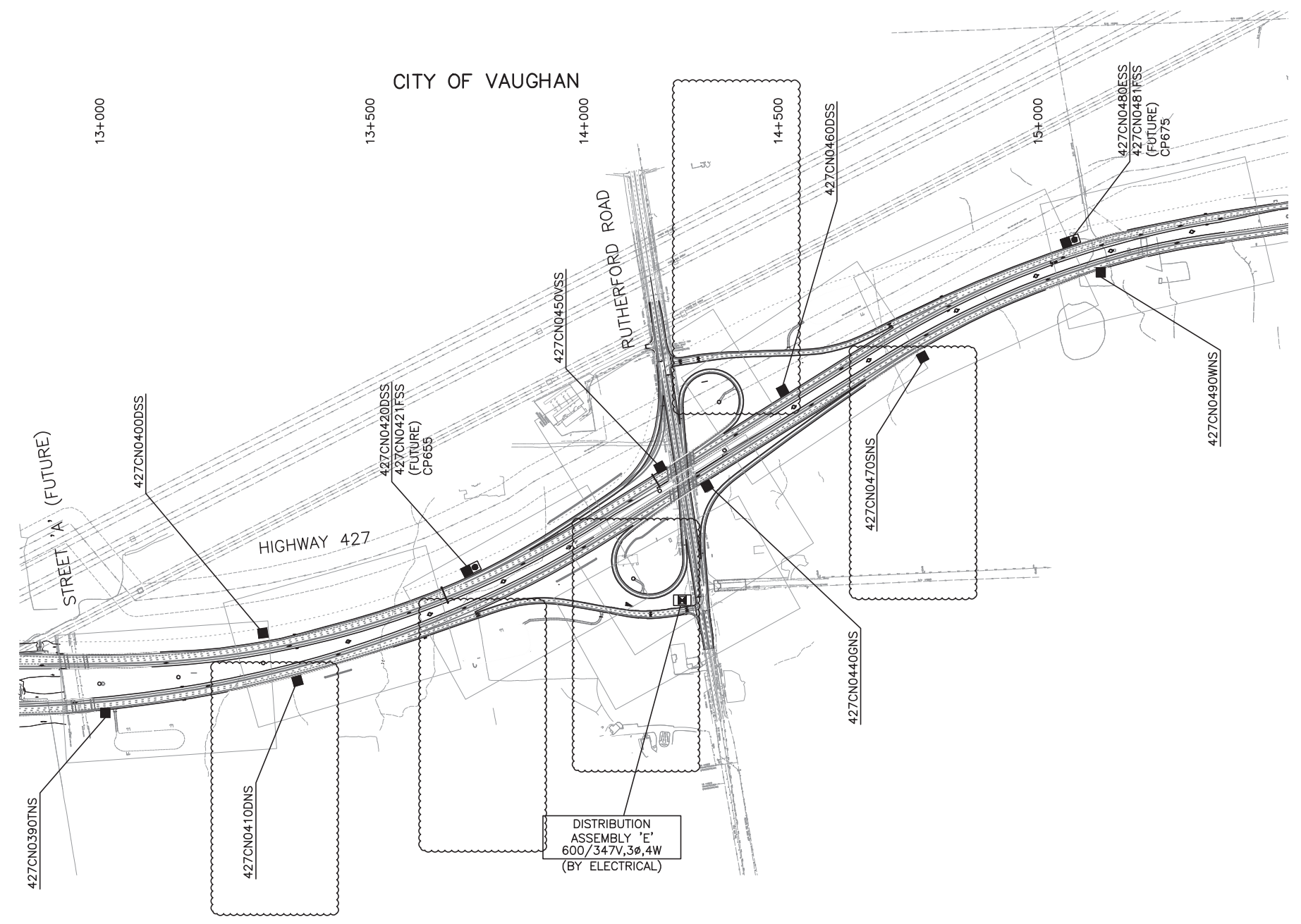
N.T.S.

DESIGNED	AG & FE
DRAWN	NFG
CHECKED	RBL
APPROVED LEAD. ENGINEER	RBL
APPROVED PROJ. MANAGER	

CONSULTANT	
NAME (PRINT)	INIT. DATE



TITLE						
HWY 427 EXPANSION						
ITS-KEY PLAN						
CONTROL CABINET AND DISTRIBUTION ASSEMBLY LOCATIONS						
PROJECT ID.	STAGE IDENTIFIER	DESIGN PACKAGE NUMBER	DISCIPLINE	STRUCTURE NUMBER	DOCUMENT TYPE	DRAWING NUMBER
H427-D	N	6	ITS	000	DWG	1503
						REVISION NUMBER
						A



NO.	DATE	REVISIONS	BY	CHK	LEAD DISC.	PROJ. MAN.
B	19/01/25	50% SUBMISSION TO CA				
A	18/04/25	50% SUBMISSION TO CA				

SCALE :

N.T.S.

DESIGNED	AG & FE		
DRAWN	NFG		
CHECKED	RBL		
APPROVED LEAD ENGINEER	RBL		
APPROVED PROJ. MANAGER			
CONSULTANT			
	NAME (PRINT)	INIT.	DATE

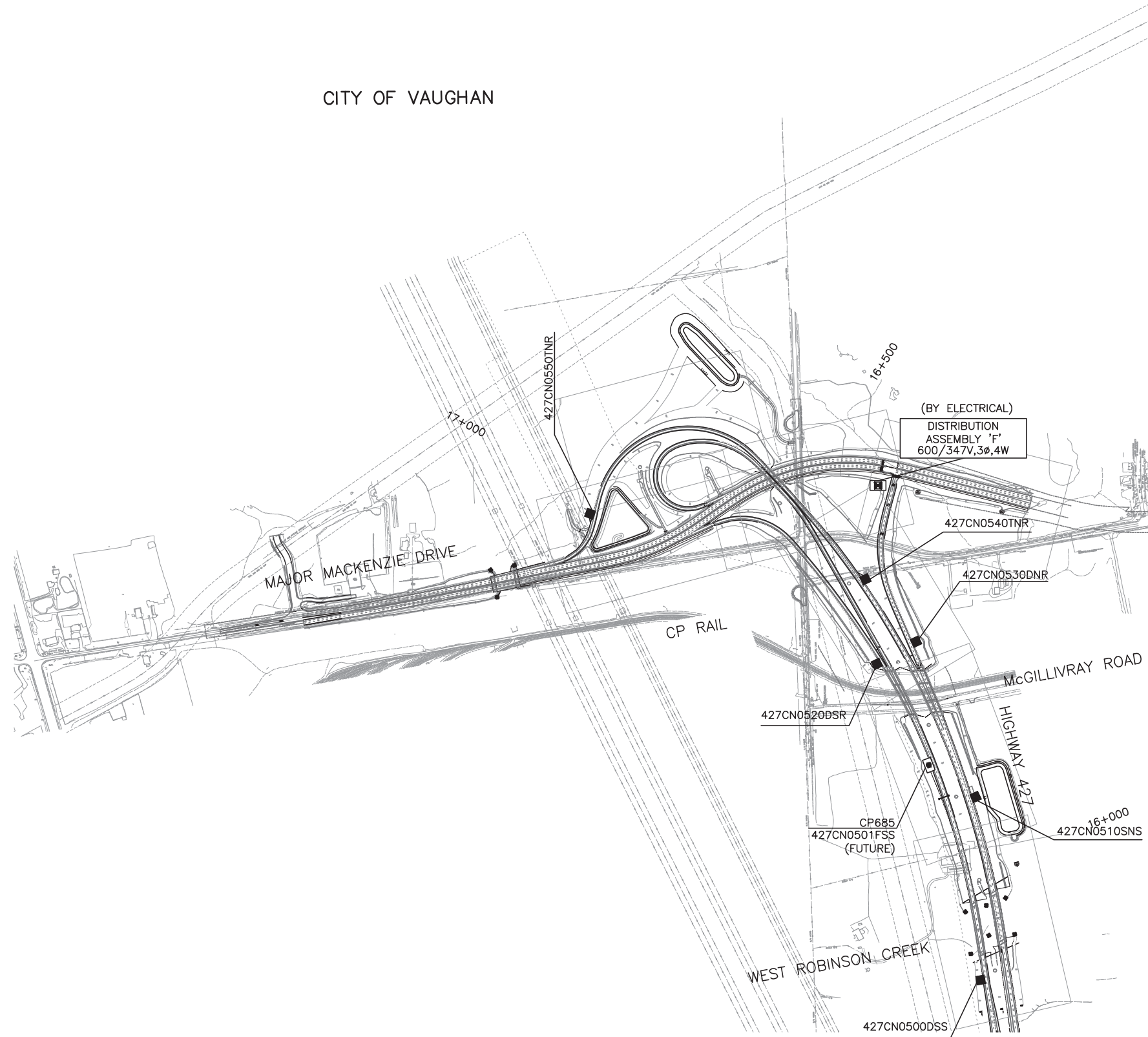


PROJECT ID.		STAGE IDENTIFIER	DESIGN PACKAGE NUMBER	DISCIPLINE	STRUCTURE NUMBER	DOCUMENT TYPE	DRAWING NUMBER	REVISION NUMBER
H427-D		F	7	ITS	000	DWG	1503	B

TITLE
HWY 427 EXPANSION
 ITS-KEY PLAN
 CONTROL CABINET AND DISTRIBUTION ASSEMBLY LOCATIONS



CITY OF VAUGHAN



NO.		DATE		BY		CHK		LEAD. DISC.		PROJ. MAN.	
A		19/01/25								90% SUBMISSION TO CA	
NO.		DATE		BY		CHK		LEAD. DISC.		PROJ. MAN.	
										REVISIONS	

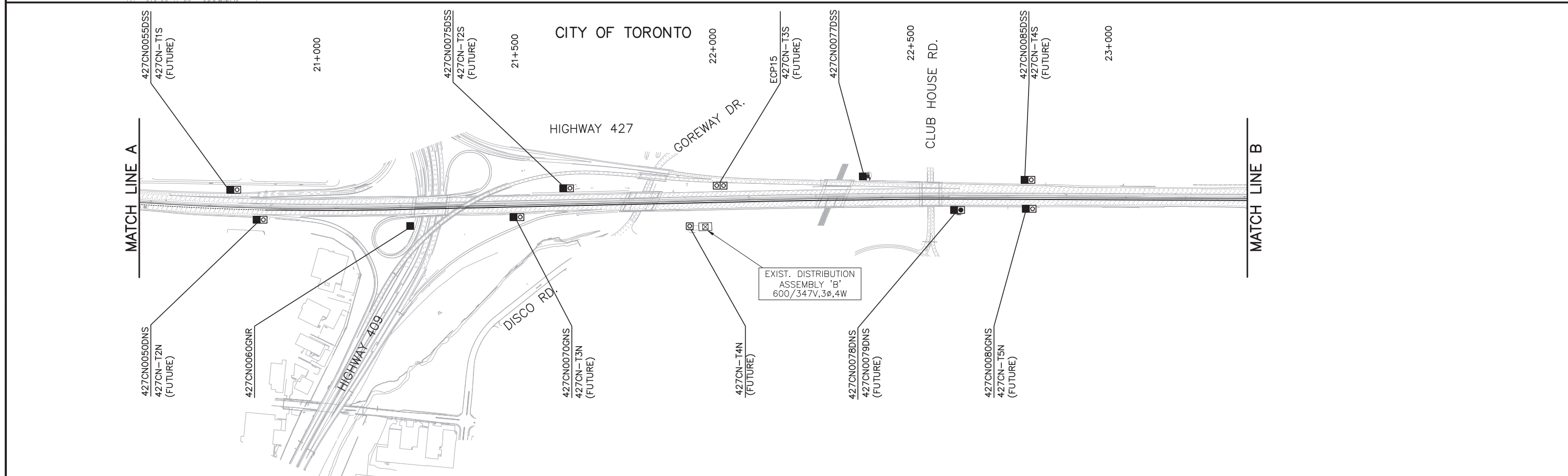
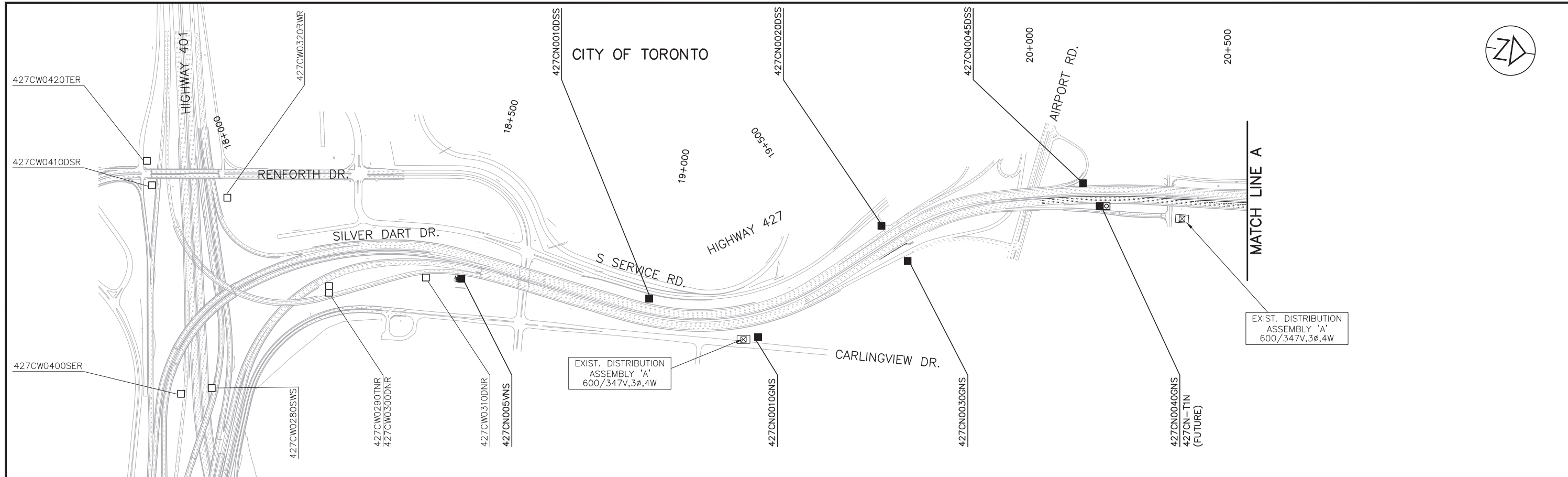
SCALE :

N.T.S.

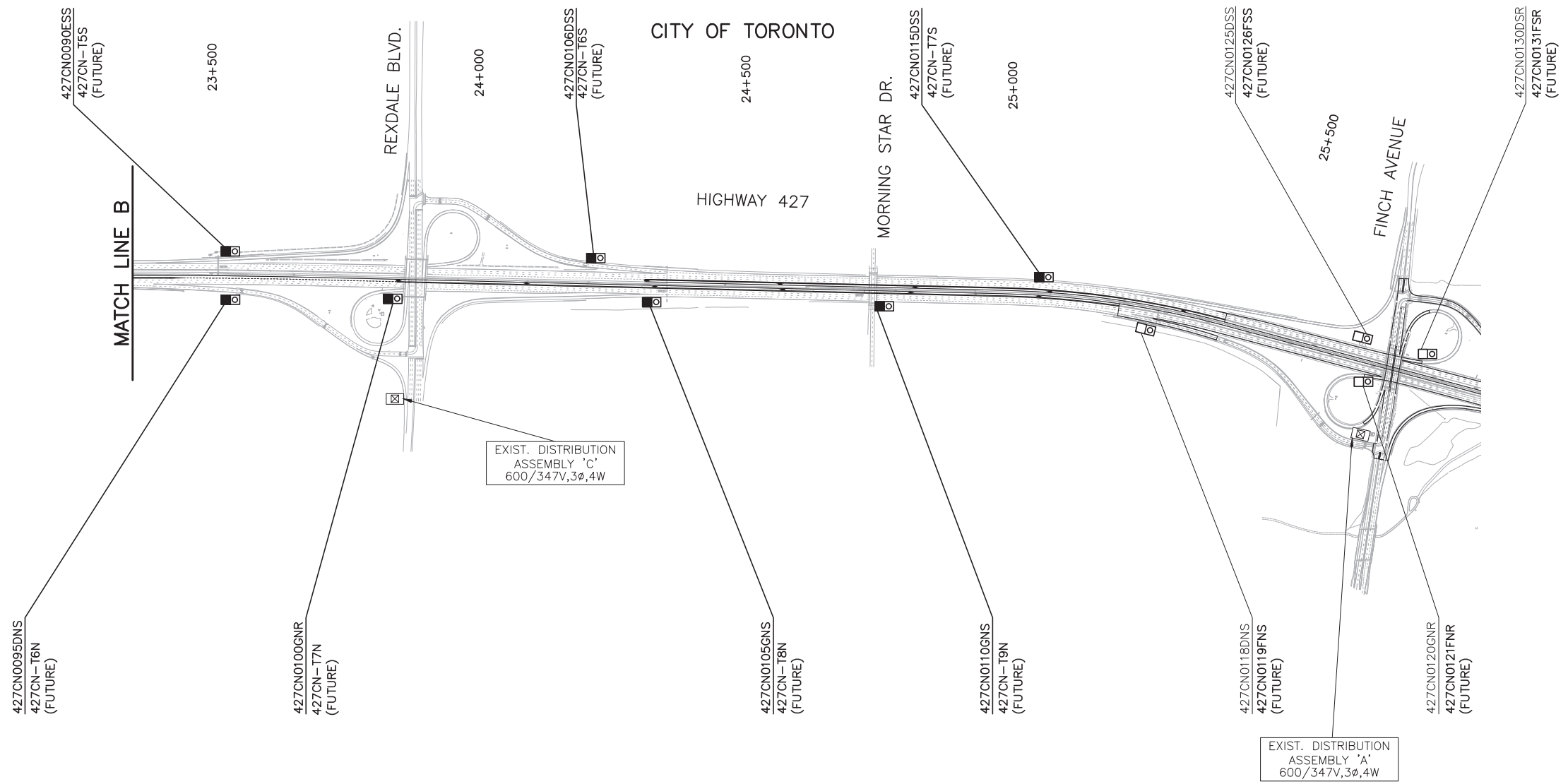
DESIGNED	AG & FE	
DRAWN	NFG	
CHECKED	RBL	
APPROVED LEAD. ENGINEER	RBL	
APPROVED PROJ. MANAGER		
CONSULTANT		
NAME (PRINT)	INIT.	DATE



TITLE							HWY 427 EXPANSION					
							ITS-KEY PLAN					
							CONTROL CABINET AND DISTRIBUTION ASSEMBLY LOCATIONS					
PROJECT ID.	STAGE IDENTIFIER	DESIGN PACKAGE NUMBER	DISCIPLINE	STRUCTURE NUMBER	DOCUMENT TYPE	DRAWING NUMBER	REVISION NUMBER					
H427-D	N	8	ITS	000	DWG	1503	A					



		SCALE :	N.T.S.			<table border="1" style="width:100%; border-collapse: collapse;"> <tr><td>DESIGNED</td><td>AG & FE</td></tr> <tr><td>DRAWN</td><td>NFG</td></tr> <tr><td>CHECKED</td><td>RBL</td></tr> <tr><td>APPROVED LEAD ENGINEER</td><td>RBL</td></tr> <tr><td>APPROVED PROJ. MANAGER</td><td></td></tr> <tr><td> </td><td></td></tr> <tr><td> </td><td></td></tr> <tr><td> </td><td></td></tr> <tr><td> </td><td></td></tr> <tr><td> </td><td></td></tr> <tr><td> </td><td></td></tr> </table>	DESIGNED	AG & FE	DRAWN	NFG	CHECKED	RBL	APPROVED LEAD ENGINEER	RBL	APPROVED PROJ. MANAGER																HWY 427 EXPANSION ITS-KEY PLAN CONTROL CABINET AND DISTRIBUTION ASSEMBLY LOCATIONS
DESIGNED	AG & FE																														
DRAWN	NFG																														
CHECKED	RBL																														
APPROVED LEAD ENGINEER	RBL																														
APPROVED PROJ. MANAGER																															
A	18/06/08	50% SUBMISSION TO CA																													
NO.	DATE	REVISIONS		BY	CHK	LEAD	PRJL	MAN																							
						PROJECT ID.	STAGE IDENTIFIER	DESIGN PACKAGE NUMBER	DISCIPLINE	STRUCTURE NUMBER	DOCUMENT TYPE	DRAWING NUMBER	REVISION NUMBER																		
						H427-D	F	10	ITS	000	DWG	1508	A																		



NO.	DATE	REVISIONS	BY	CHK	LEAD. DES.	PROJ. MGR.
A	18/06/08	50% SUBMISSION TO CA				

SCALE :

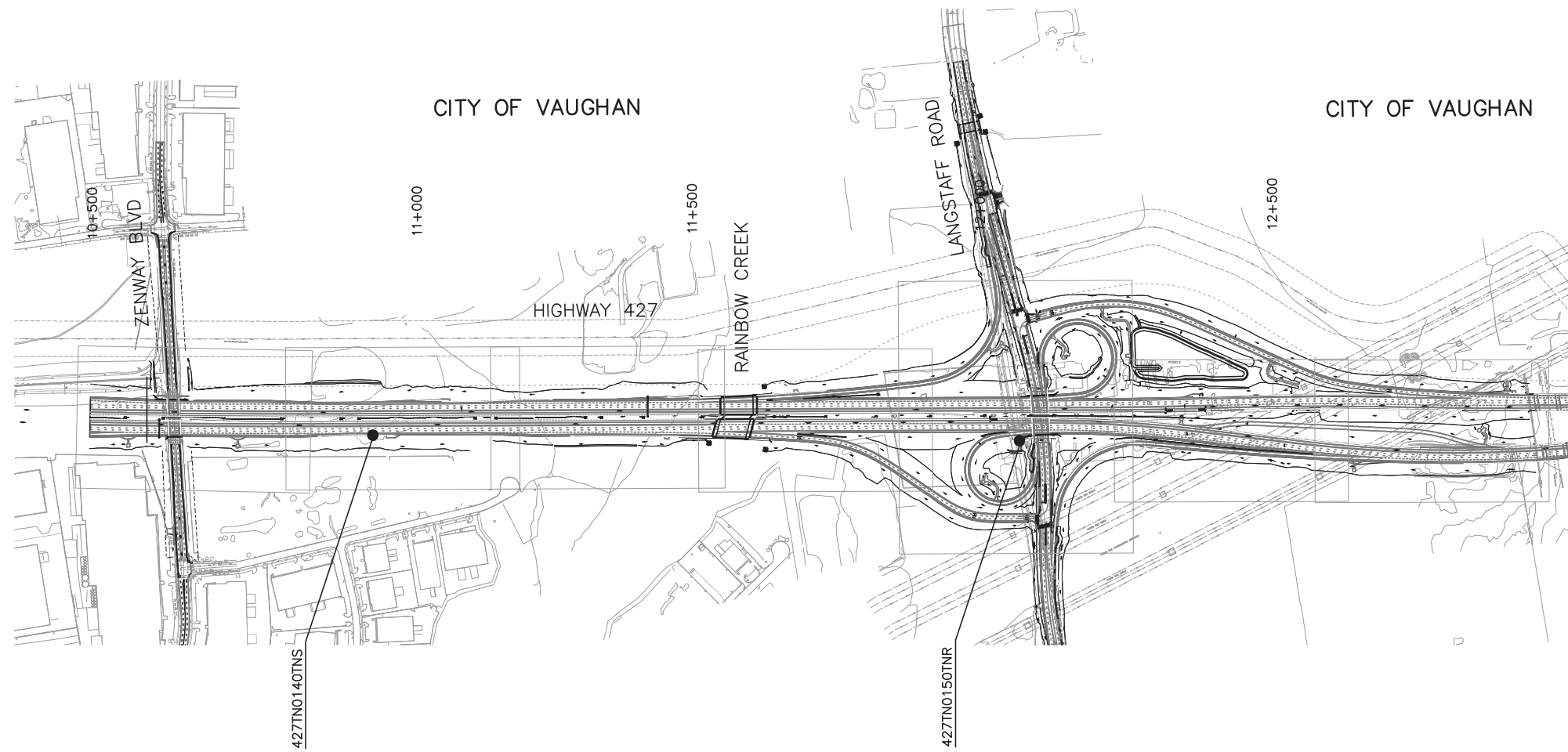
N.T.S.

DESIGNED	AG & FE
DRAWN	NFG
CHECKED	RBL
APPROVED LEAD ENGINEER	RBL
APPROVED PROJ. MANAGER	
NAME (PRINT)	INIT.
	DATE

CONSULTANT	



TITLE							
HWY 427 EXPANSION							
ITS-KEY PLAN							
CONTROL CABINET AND DISTRIBUTION ASSEMBLY LOCATIONS							
PROJECT ID.	STAGE IDENTIFIER	DESIGN PACKAGE NUMBER	DISCIPLINE	STRUCTURE NUMBER	DOCUMENT TYPE	DRAWING NUMBER	REVISION NUMBER
H427-D	F	10	ITS	000	DWG	1509	A

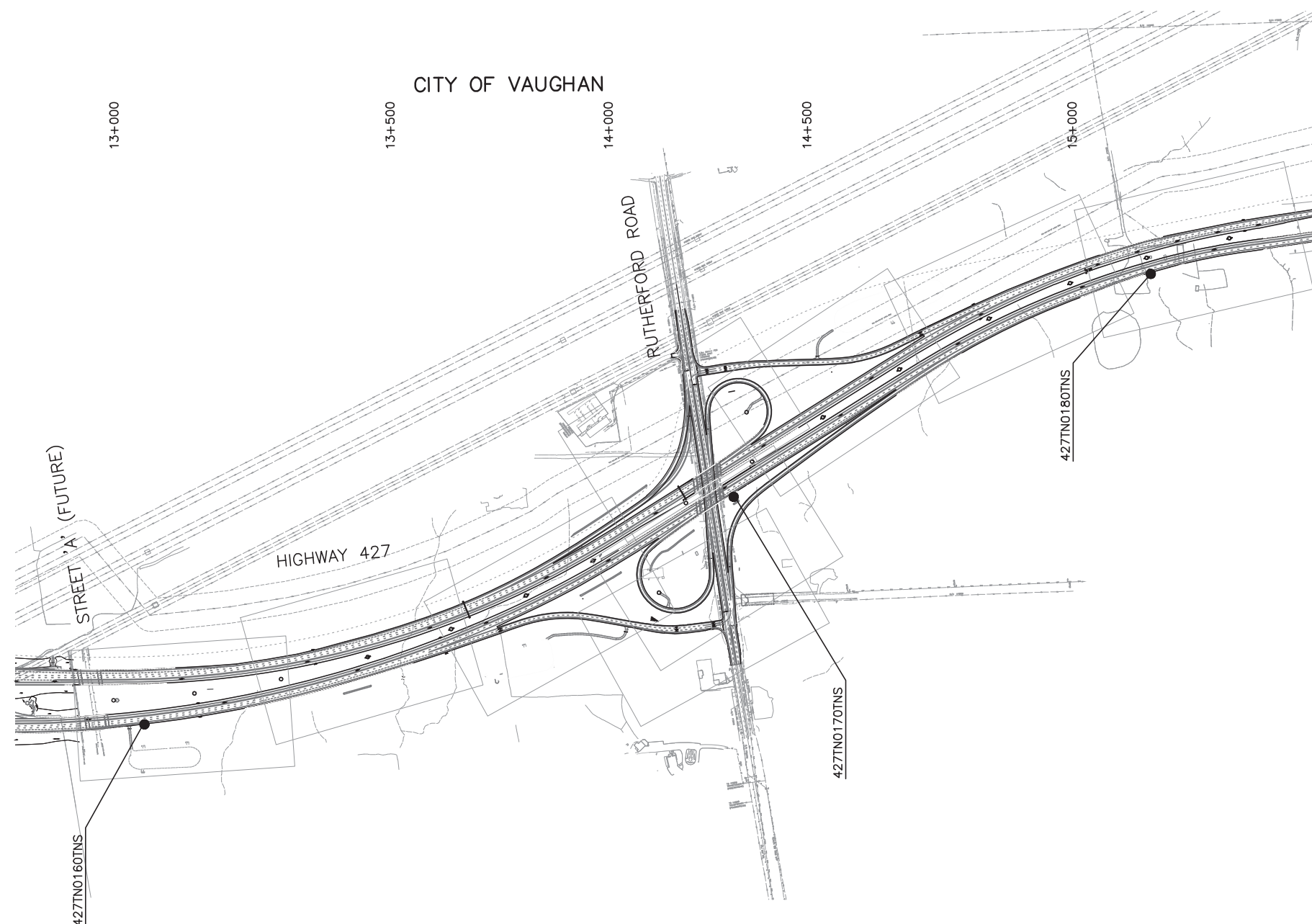


A	19/01/25	90% SUBMISSION TO CA							
NO.	DATE	REVISIONS	BY	CHK	LEAD. DISC.	PROJ. MAN.			

SCALE :		
N.T.S.		
DESIGNED	AG & FE	
DRAWN	NFG	
CHECKED	RBL	
APPROVED LEAD. ENGINEER	RBL	
APPROVED PROJ. MANAGER		
NAME (PRINT)	INIT.	DATE



TITLE							HWY 427 EXPANSION		
							ITS-KEY PLAN CAMERA LOCATIONS		
PROJECT ID.	STAGE IDENTIFIER	DESIGN PACKAGE NUMBER	DISCIPLINE	STRUCTURE NUMBER	DOCUMENT TYPE	DRAWING NUMBER	REVISION NUMBER		
H427-D	N	6	ITS	000	DWG	1504	A		



NO.	DATE	REVISIONS	BY	CHK	LEAD DISC.	PROJ. MAN.
B	19/01/25	50% SUBMISSION TO CA				
A	18/04/25	50% SUBMISSION TO CA				

SCALE :

N.T.S.

DESIGNED	AG & FE
DRAWN	NFG
CHECKED	RBL
APPROVED LEAD ENGINEER	RBL
APPROVED PROJ. MANAGER	
CONSULTANT	

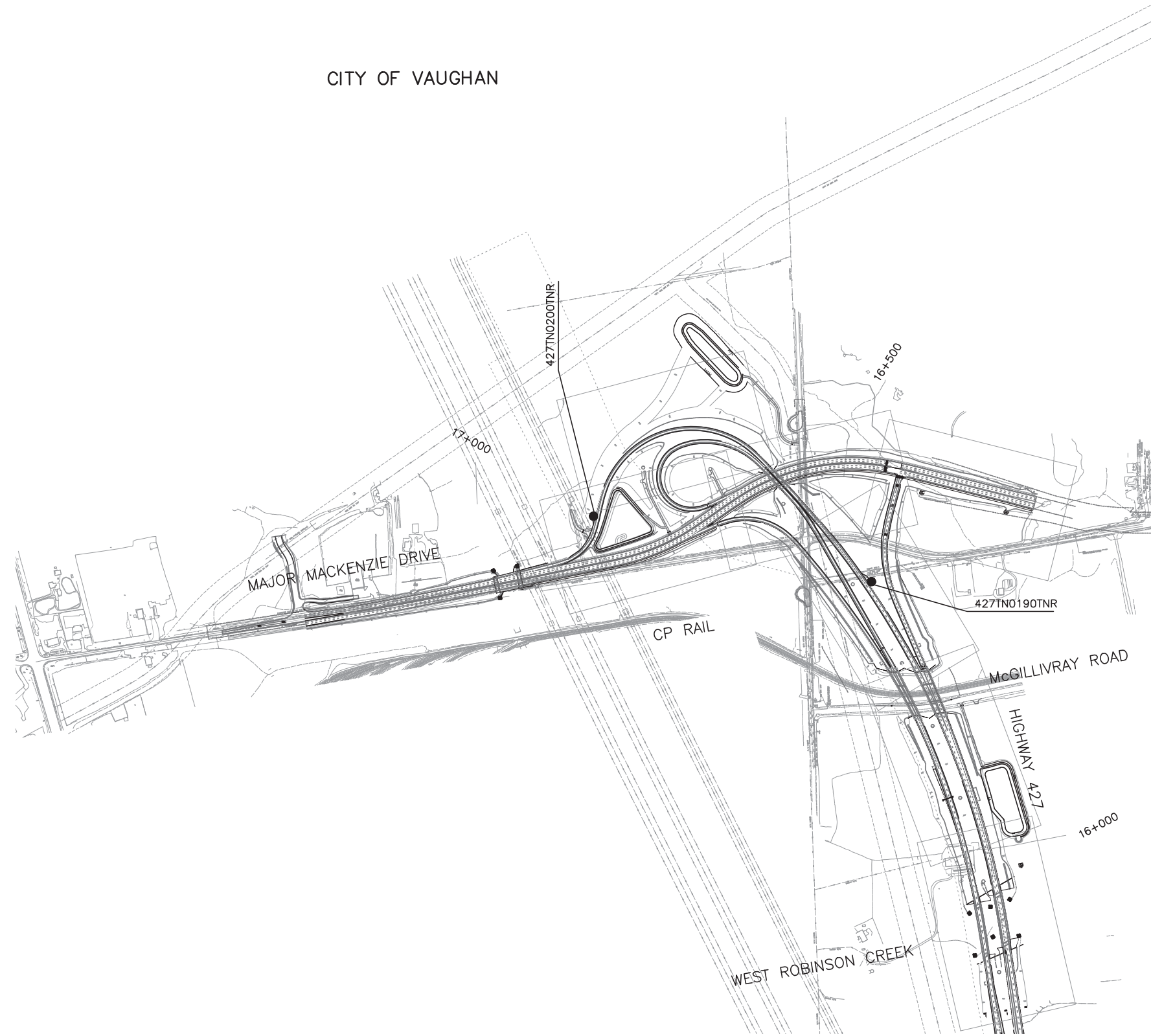
NAME (PRINT)	INIT.	DATE



TITLE							
HWY 427 EXPANSION							
ITS-KEY PLAN							
CAMERA LOCATIONS							
PROJECT ID.	STAGE IDENTIFIER	DESIGN PACKAGE NUMBER	DISCIPLINE	STRUCTURE NUMBER	DOCUMENT TYPE	DRAWING NUMBER	REVISION NUMBER
H427-D	F	7	ITS	000	DWG	1504	B



CITY OF VAUGHAN



A	19/01/25							90% SUBMISSION TO CA	
NO.	DATE							REVISIONS	

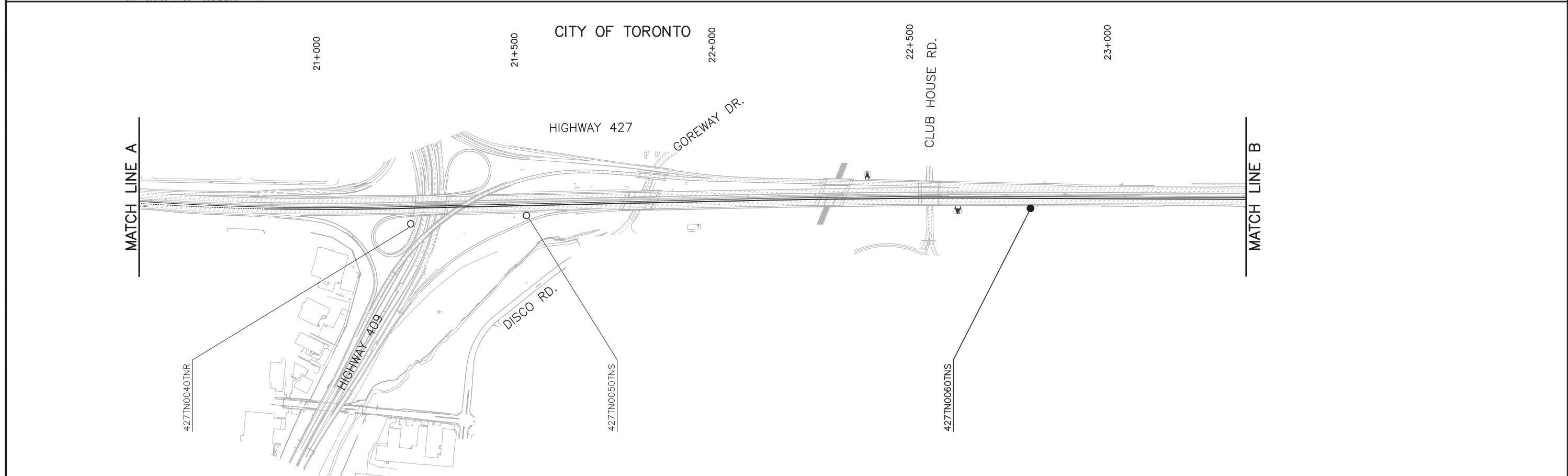
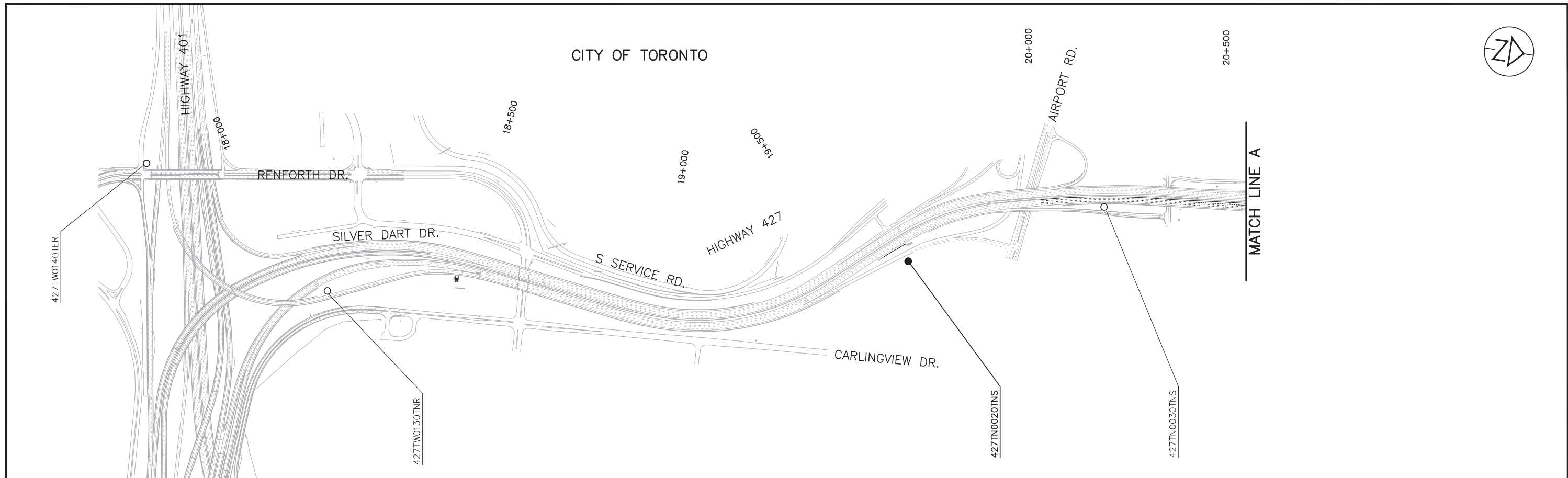
SCALE :

N.T.S.

DESIGNED	AG & FE		
DRAWN	NFG		
CHECKED	RBL		
APPROVED LEAD ENGINEER	RBL		
APPROVED PROJ. MANAGER			
CONSULTANT			



PROJECT ID.		STAGE IDENTIFIER		DESIGN PACKAGE NUMBER		DISCIPLINE		STRUCTURE NUMBER		DOCUMENT TYPE		DRAWING NUMBER		REVISION NUMBER	
H427-D		N		8		ITS		000		DWG		1504		A	



NO.	DATE	REVISIONS	BY	CHK	LEAD	PROJ.
A	18/06/08	50% SUBMISSION TO CA				

SCALE :

N.T.S.

DESIGNED	AG & FE
DRAWN	NFG
CHECKED	RBL
APPROVED LEAD ENGINEER	RBL
APPROVED PROJ. MANAGER	
NAME (PRINT)	INIT. DATE

CONSULTANT	



TITLE							
HWY 427 EXPANSION							
ITS-KEY PLAN							
CAMERA LOCATIONS							
PROJECT ID.	STAGE IDENTIFIER	DESIGN PACKAGE NUMBER	DISCIPLINE	STRUCTURE NUMBER	DOCUMENT TYPE	DRAWING NUMBER	REVISION NUMBER
H427-D	F	10	ITS	000	DWG	1510	A



NO.	DATE	REVISIONS	BY	CHK	LEAD. DESIG.	PROJ. MGR.
A	18/06/08	50% SUBMISSION TO CA				

SCALE :

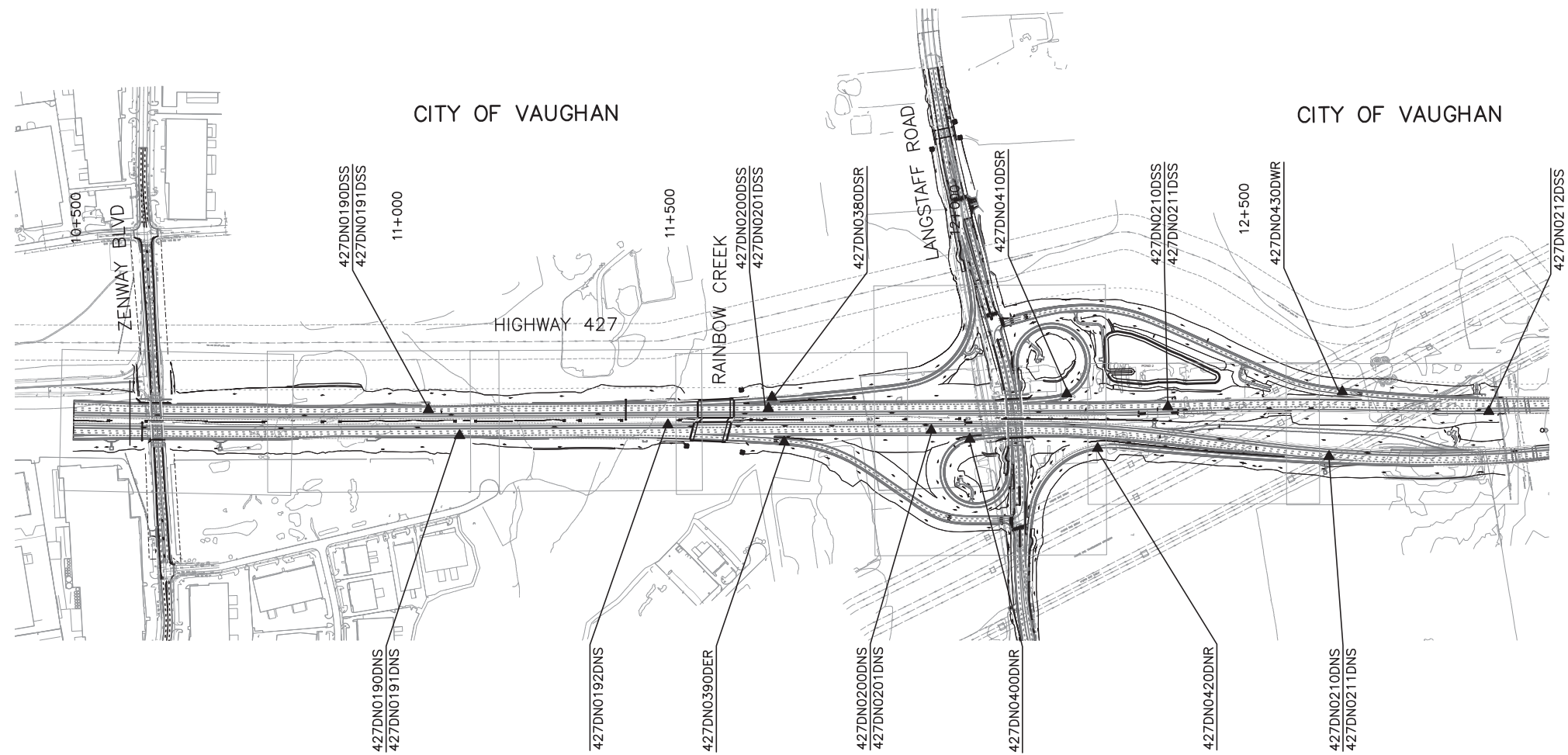
N.T.S.

DESIGNED	AG & FE
DRAWN	NFG
CHECKED	RBL
APPROVED LEAD ENGINEER	RBL
APPROVED PROJ. MANAGER	
NAME (PRINT)	INIT.
	DATE

CONSULTANT	



TITLE HWY 427 EXPANSION ITS-KEY PLAN CAMERA LOCATIONS							
PROJECT ID.	STAGE IDENTIFIER	DESIGN PACKAGE NUMBER	DISCIPLINE	STRUCTURE NUMBER	DOCUMENT TYPE	DRAWING NUMBER	REVISION NUMBER
H427-D	F	10	ITS	000	DWG	1511	A



NO.	DATE	REVISIONS	BY	CHK	LEAD DISC.	PROJ. MAN.
A	19/01/25	90% SUBMISSION TO CA				

SCALE :

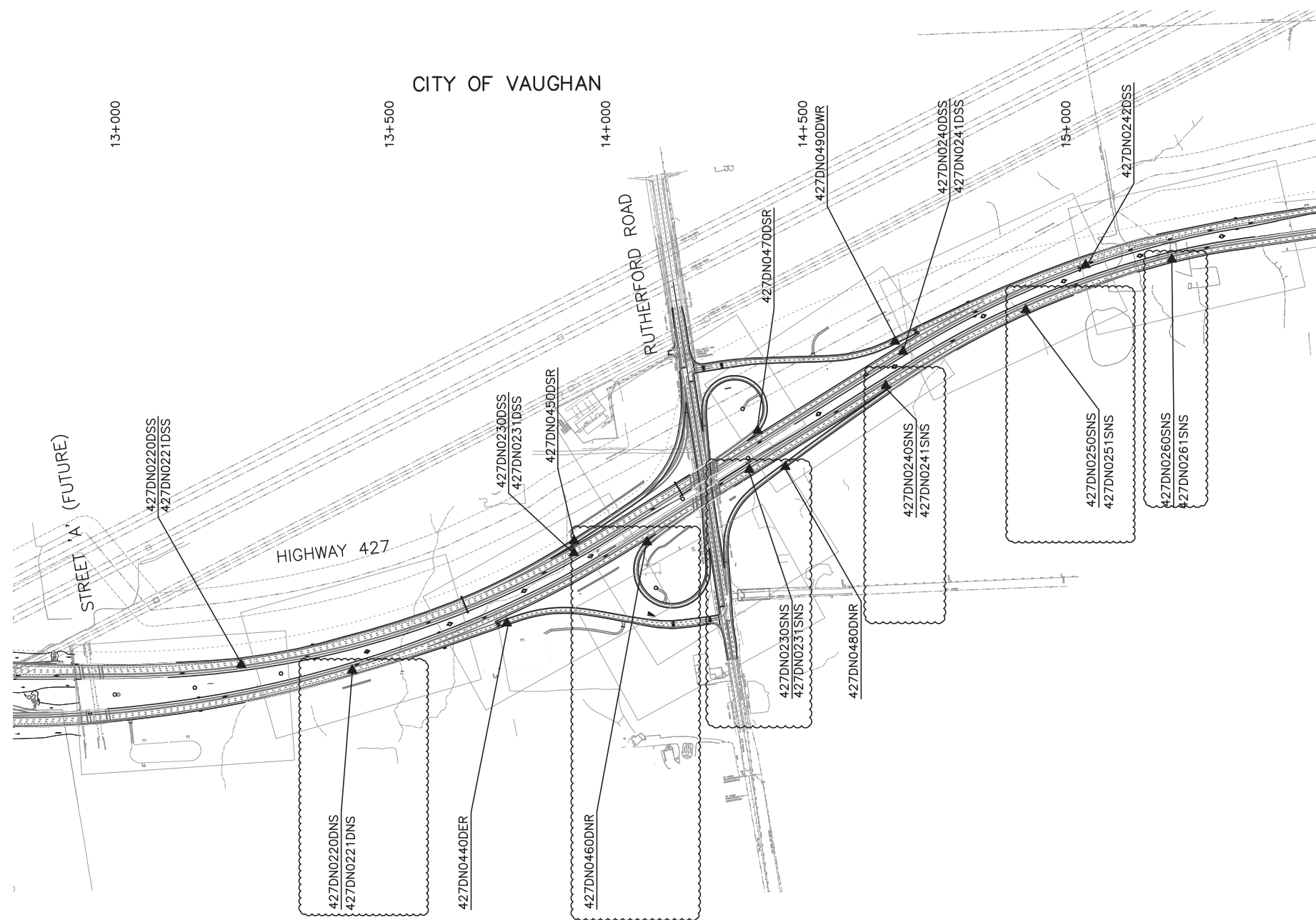
N.T.S.

DESIGNED	AG & FE
DRAWN	NFG
CHECKED	RBL
APPROVED LEAD ENGINEER	RBL
APPROVED PROJ. MANAGER	
CONSULTANT	
NAME (PRINT)	INIT. DATE

DESIGNED	AG & FE	
DRAWN	NFG	
CHECKED	RBL	
APPROVED LEAD ENGINEER	RBL	
APPROVED PROJ. MANAGER		
CONSULTANT		
NAME (PRINT)	INIT.	DATE



TITLE							
HWY 427 EXPANSION							
ITS-KEY PLAN							
VEHICLE DETECTOR STATION LOCATIONS							
PROJECT ID.	STAGE IDENTIFIER	DESIGN PACKAGE NUMBER	DISCIPLINE	STRUCTURE NUMBER	DOCUMENT TYPE	DRAWING NUMBER	REVISION NUMBER
H427-D	N	6	ITS	000	DWG	1505	A



NO.	DATE	REVISIONS	BY	CHK	LEAD. DISC.	PROJ. MAN.
B	19/01/25	50% SUBMISSION TO CA				
A	18/04/25	50% SUBMISSION TO CA				

SCALE :

N.T.S.

DESIGNED	AG & FE
DRAWN	NFG
CHECKED	RBL
APPROVED LEAD. ENGINEER	RBL
APPROVED PROJ. MANAGER	
CONSULTANT	

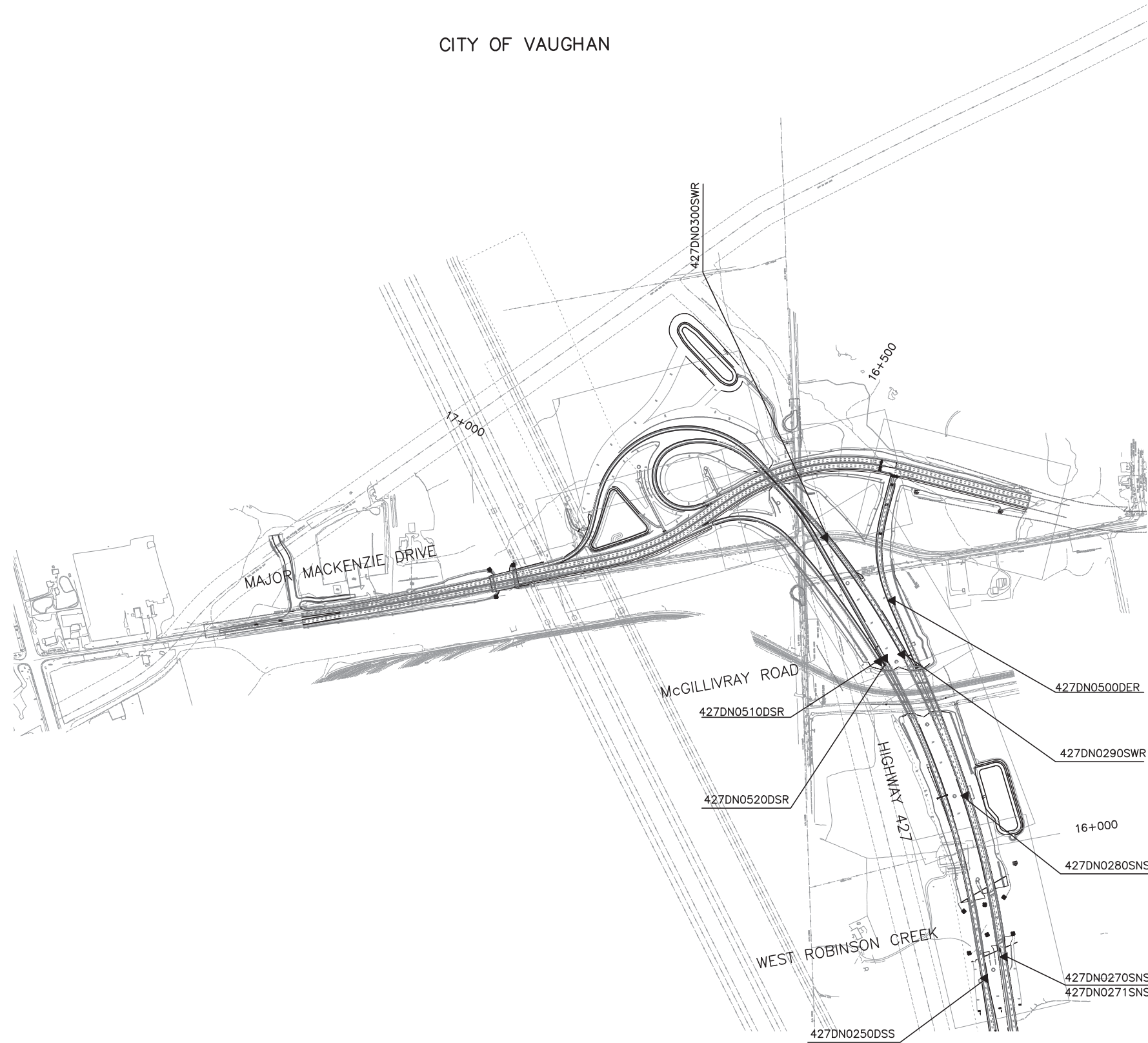
NAME (PRINT)	INIT.	DATE



TITLE						
HWY 427 EXPANSION						
ITS-KEY PLAN						
VEHICLE DETECTOR STATION LOCATIONS						
PROJECT ID.	STAGE IDENTIFIER	DESIGN PACKAGE NUMBER	DISCIPLINE	STRUCTURE NUMBER	DOCUMENT TYPE	DRAWING NUMBER
H427-D	F	7	ITS	000	DWG	1505
						REVISION NUMBER
						B



CITY OF VAUGHAN



NO.	DATE	REVISIONS	BY	CHK	LEAD DISC.	PROJ. MAN.
A	19/01/25	90% SUBMISSION TO CA				

SCALE :

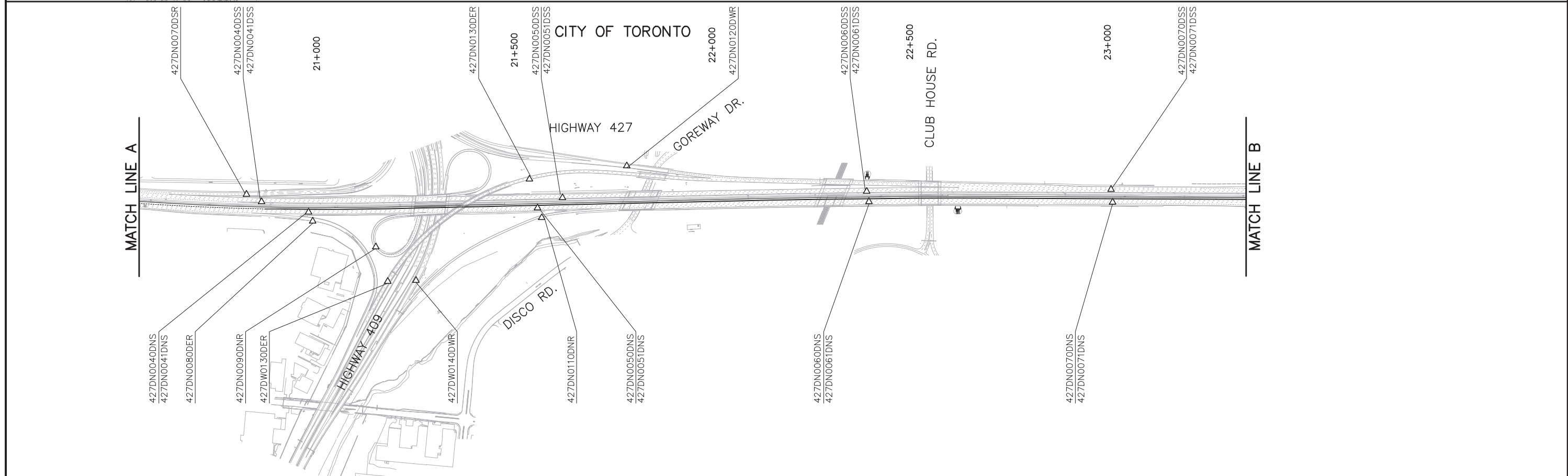
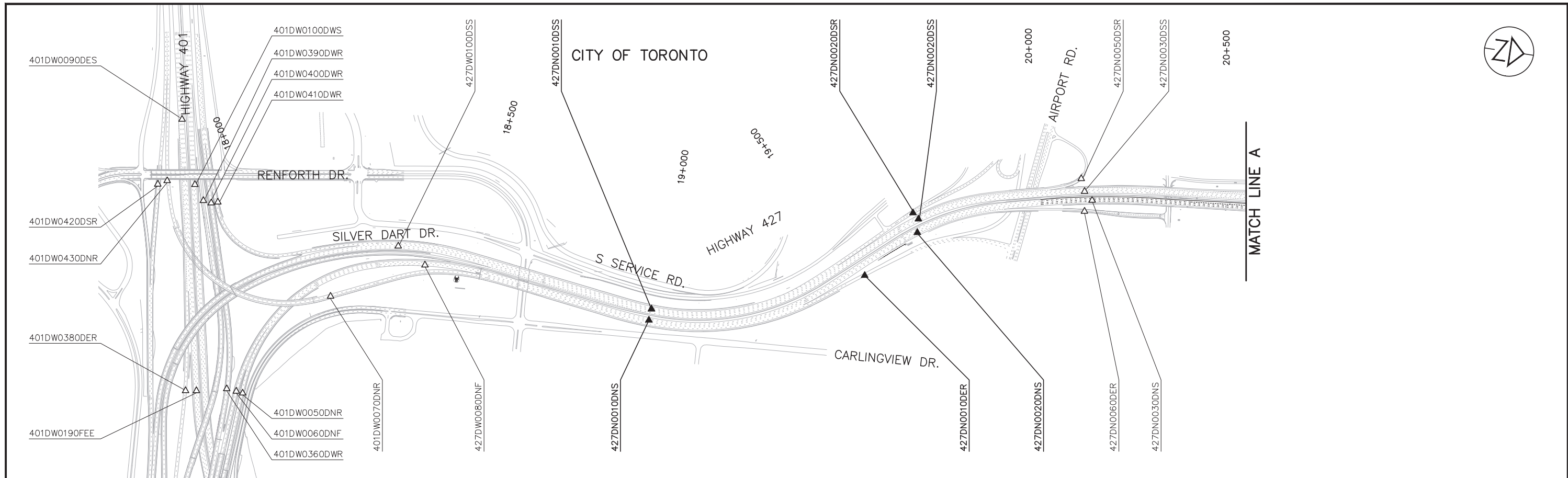
N.T.S.

DESIGNED	AG & FE
DRAWN	NFG
CHECKED	RBL
APPROVED LEAD ENGINEER	RBL
APPROVED PROJ. MANAGER	

CONSULTANT	
NAME (PRINT)	
INIT.	
DATE	



TITLE HWY 427 EXPANSION ITS-KEY PLAN VEHICLE DETECTOR STATION LOCATIONS							
PROJECT ID.	STAGE IDENTIFIER	DESIGN PACKAGE NUMBER	DISCIPLINE	STRUCTURE NUMBER	DOCUMENT TYPE	DRAWING NUMBER	REVISION NUMBER
H427-D	N	8	ITS	000	DWG	1505	A



A		18/06/08	50% SUBMISSION TO CA						
NO.	DATE	REVISIONS		BY	CHK	LEAD	PROJ.		

SCALE :

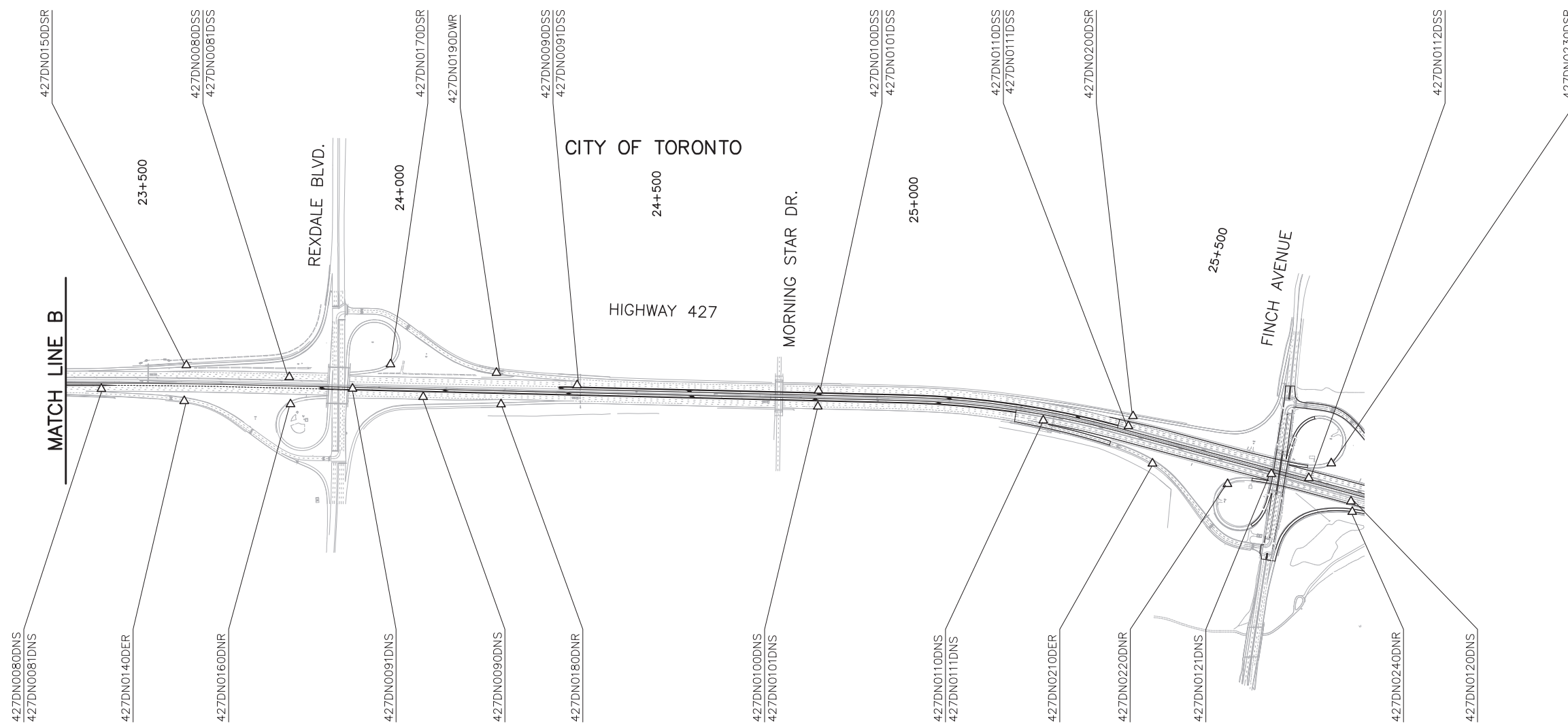
N.T.S.

DESIGNED	AG & FE		
DRAWN	NFG		
CHECKED	RBL		
APPROVED LEAD ENGINEER	RBL		
APPROVED PROJ. MANAGER			
NAME (PRINT)		INIT.	DATE

CONSULTANT			



TITLE							
HWY 427 EXPANSION							
ITS-KEY PLAN							
VEHICLE DETECTOR STATION LOCATIONS							
PROJECT ID.	STAGE IDENTIFIER	DESIGN PACKAGE NUMBER	DISCIPLINE	STRUCTURE NUMBER	DOCUMENT TYPE	DRAWING NUMBER	REVISION NUMBER
H427-D	F	10	ITS	000	DWG	1512	A



NO.	DATE	REVISIONS	BY	CHK	LEAD	PROJ
					PSC	MAN
A	18/06/08	50% SUBMISSION TO CA				

SCALE :

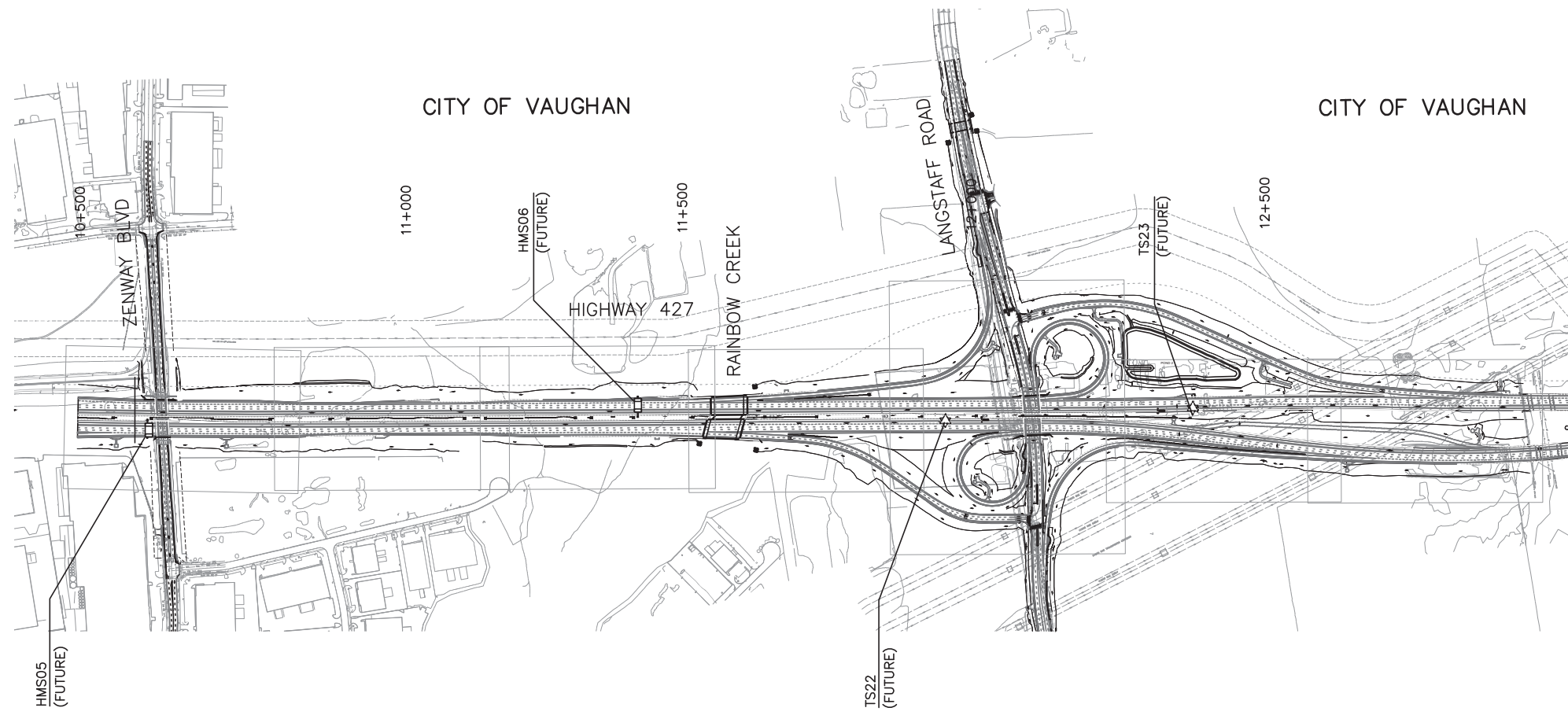
N.T.S.

DESIGNED	AG & FE		
DRAWN	NFG		
CHECKED	RBL		
APPROVED LEAD ENGINEER	RBL		
APPROVED PROJ. MANAGER			

CONSULTANT			



TITLE							
HWY 427 EXPANSION							
ITS-KEY PLAN							
VEHICLE DETECTOR STATION LOCATIONS							
PROJECT ID.	STAGE IDENTIFIER	DESIGN PACKAGE NUMBER	DISCIPLINE	STRUCTURE NUMBER	DOCUMENT TYPE	DRAWING NUMBER	REVISION NUMBER
H427-D	F	10	ITS	000	DWG	1513	A



NO.	DATE	REVISIONS	BY	CHK	LEAD DISC.	PROJ. MAN.
A	19/01/25	90% SUBMISSION TO CA				

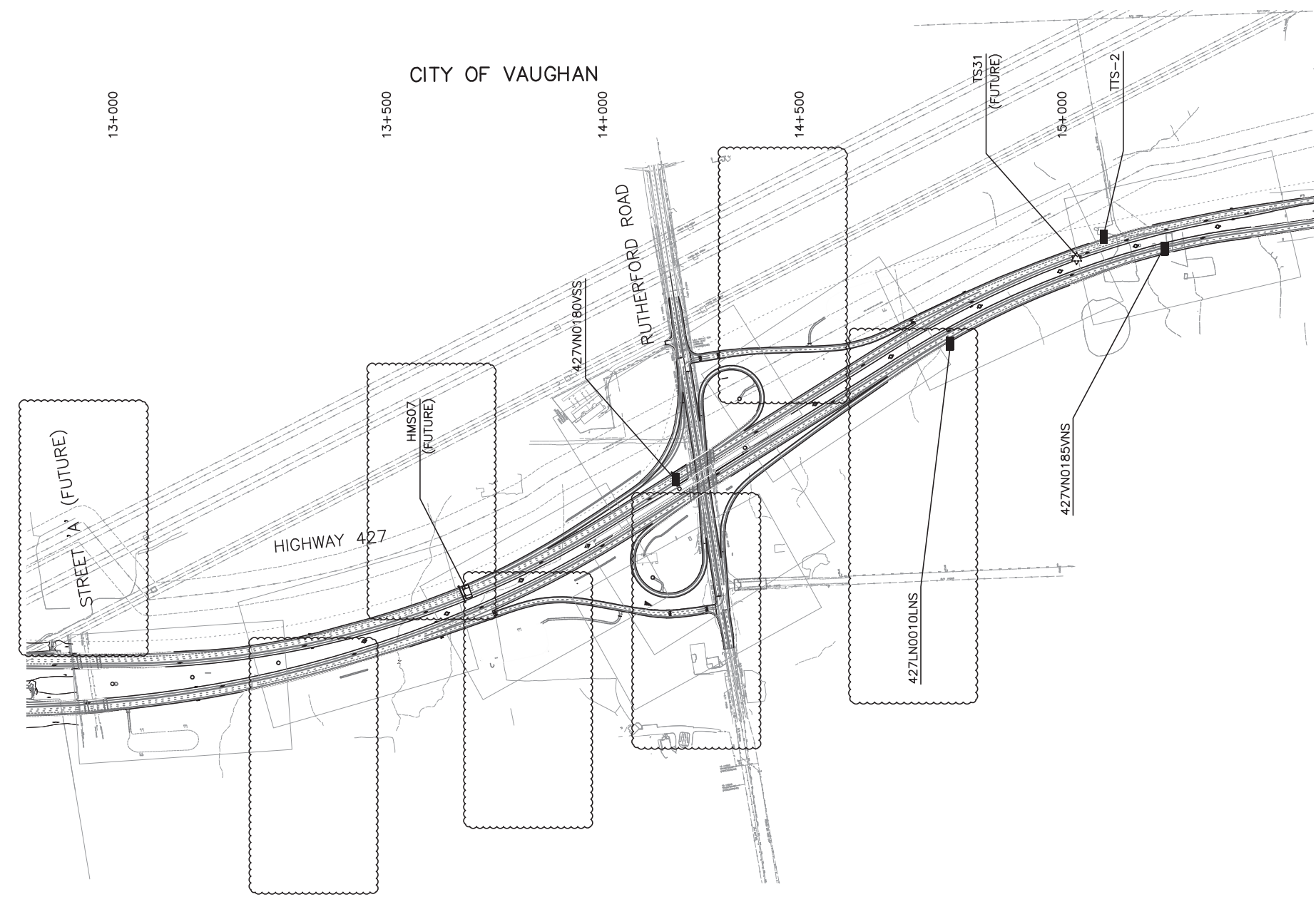
SCALE :

N.T.S.

DESIGNED	AG & FE		
DRAWN	NFG		
CHECKED	RBL		
APPROVED LEAD ENGINEER	RBL		
APPROVED PROJ. MANAGER			
CONSULTANT			
	NAME (PRINT)	INIT.	DATE



TITLE							
HWY 427 EXPANSION							
ITS-KEY PLAN QUEUE WARNING SIGN, HOT MESSAGE SIGN AND TOLLING STATION LOCATIONS							
PROJECT ID.	STAGE IDENTIFIER	DESIGN PACKAGE NUMBER	DISCIPLINE	STRUCTURE NUMBER	DOCUMENT TYPE	DRAWING NUMBER	REVISION NUMBER
H427-D	N	6	ITS	000	DWG	1506	A



NO.	DATE	REVISIONS	BY	CHK	LEAD. DISC.	PROJ. MAN.
B	19/01/25	50% SUBMISSION TO CA				
A	18/04/25	50% SUBMISSION TO CA				

SCALE :

N.T.S.

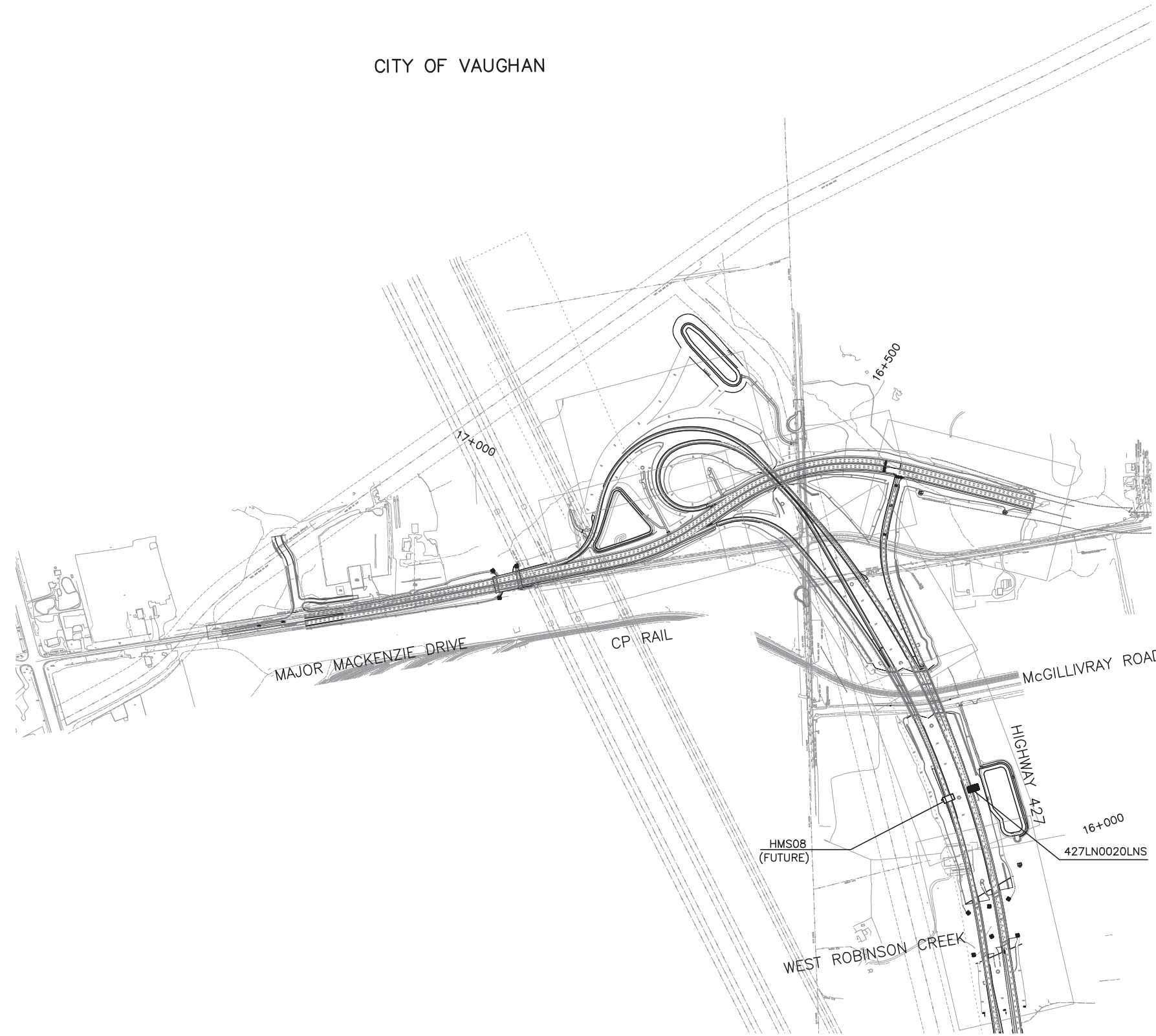
DESIGNED	AG & FE		
DRAWN	NFG		
CHECKED	RBL		
APPROVED LEAD. ENGINEER	RBL		
APPROVED PROJ. MANAGER			
CONSULTANT			
		NAME (PRINT)	INIT. DATE



TITLE						
HWY 427 EXPANSION						
ITS-KEY PLAN						
VARIABLE MESSAGE SIGN, QUEUE WARNING SIGN, TRAVEL TIME SIGN, HOT MESSAGE SIGN AND TOLLING STATION LOCATIONS						
PROJECT ID.	STAGE IDENTIFIER	DESIGN PACKAGE NUMBER	DISCIPLINE	STRUCTURE NUMBER	DOCUMENT TYPE	DRAWING NUMBER
H427-D	F	7	ITS	000	DWG	1506
						REVISION NUMBER
						B



CITY OF VAUGHAN



NO.	DATE	REVISIONS	BY	CHK	LEAD. DISC.	PROJ. MAN.
A	19/01/25	90% SUBMISSION TO CA				

SCALE :

N.T.S.

DESIGNED	AG & FE		
DRAWN	NFG		
CHECKED	RBL		
APPROVED LEAD. ENGINEER	RBL		
APPROVED PROJ. MANAGER			
NAME (PRINT)		INIT.	DATE

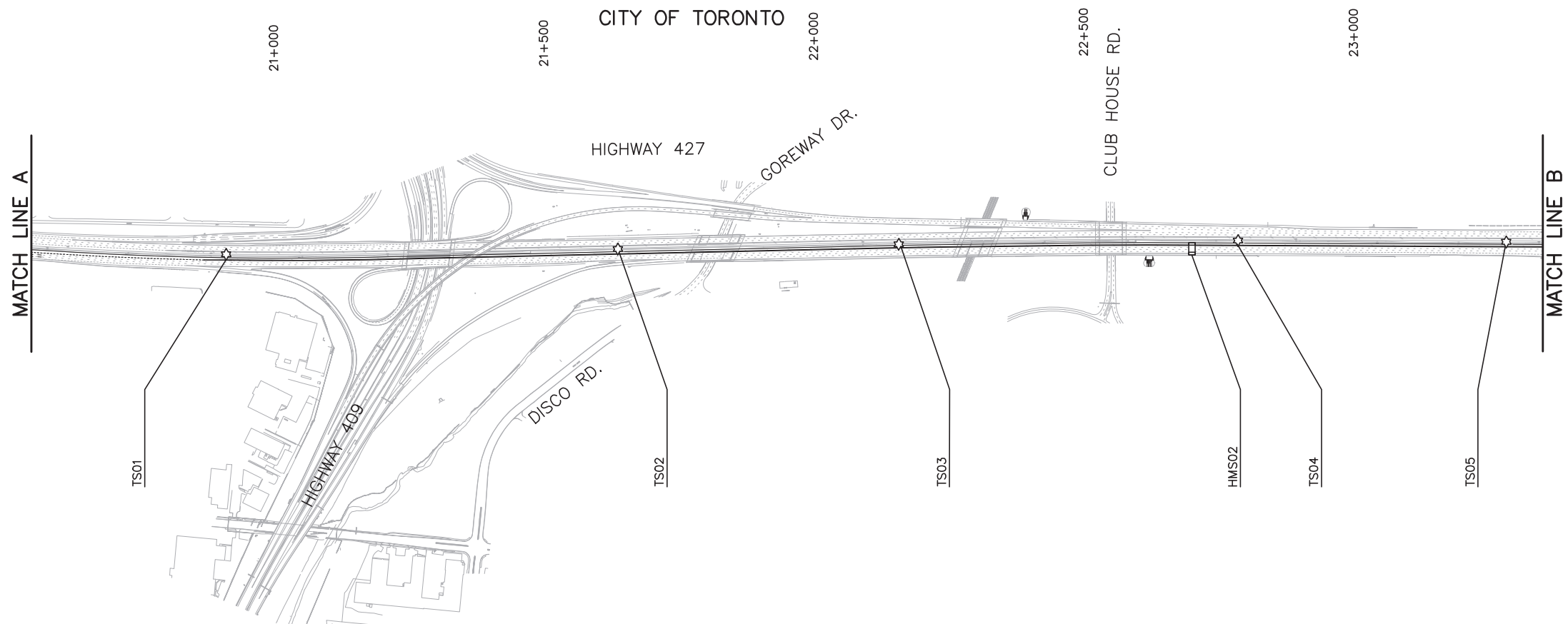
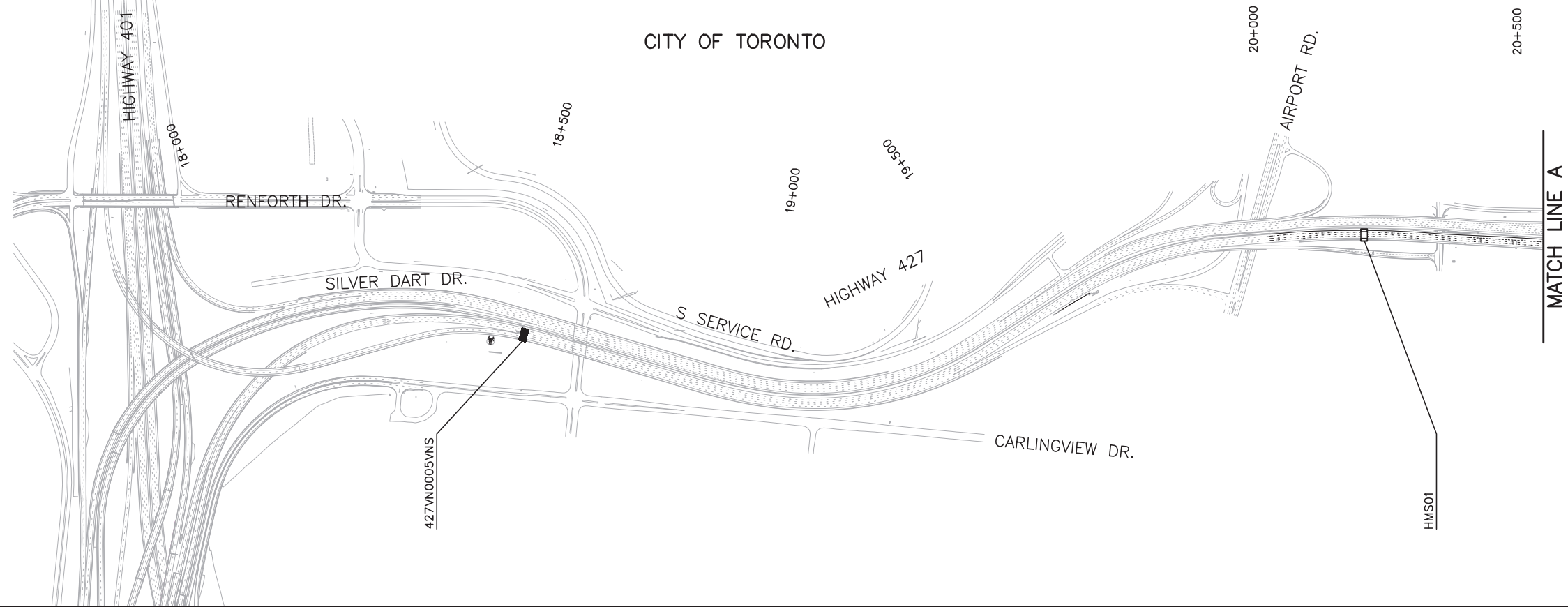


PROJECT ID.	STAGE IDENTIFIER	DESIGN PACKAGE NUMBER	DISCIPLINE	STRUCTURE NUMBER	DOCUMENT TYPE	DRAWING NUMBER	REVISION NUMBER
H427-D	N	8	ITS	000	DWG	1506	A

HWY 427 EXPANSION

ITS-KEY PLAN
HOT MESSAGE SIGN AND
TOLLING STATION LOCATIONS

TITLE



A	18/06/08	50% SUBMISSION TO CA						
NO.	DATE	REVISIONS			BY	CHK	LEAD	PROJ.

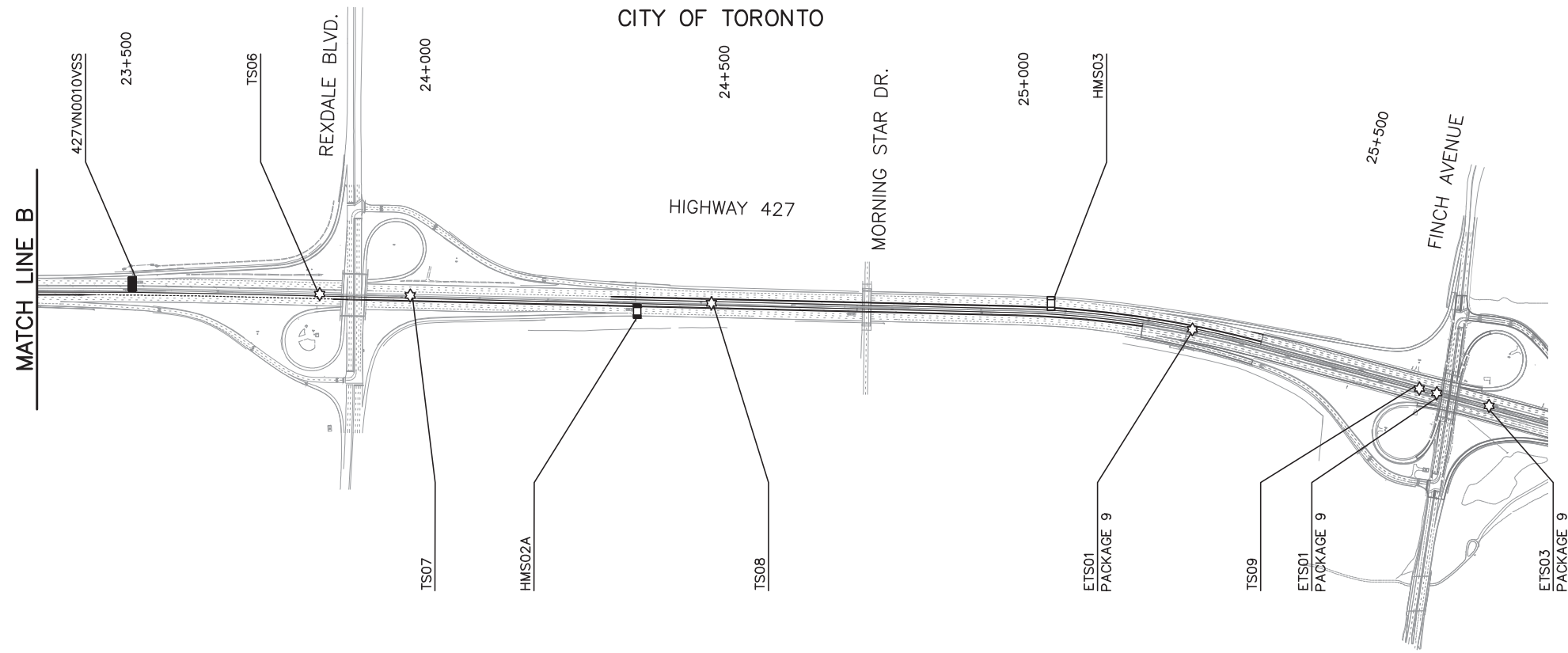
SCALE :

N.T.S.

DESIGNED	AG & FE		
DRAWN	NFG		
CHECKED	RBL		
APPROVED LEAD ENGINEER	RBL		
APPROVED PROJ. MANAGER			
NAME (PRINT)		INIT.	DATE



TITLE							
HWY 427 EXPANSION							
VARIABLE MESSAGE SIGN, HOT MESSAGE SIGN, AND TOLLING STATION LOCATIONS							
PROJECT ID.	STAGE IDENTIFIER	DESIGN PACKAGE NUMBER	DISCIPLINE	STRUCTURE NUMBER	DOCUMENT TYPE	DRAWING NUMBER	REVISION NUMBER
H427-D	F	10	ITS	000	DWG	1514	A



NO.	DATE	BY	CHK	LEAD. DES.	PROJ. MAN.	REVISIONS
A	18/06/08					50% SUBMISSION TO CA

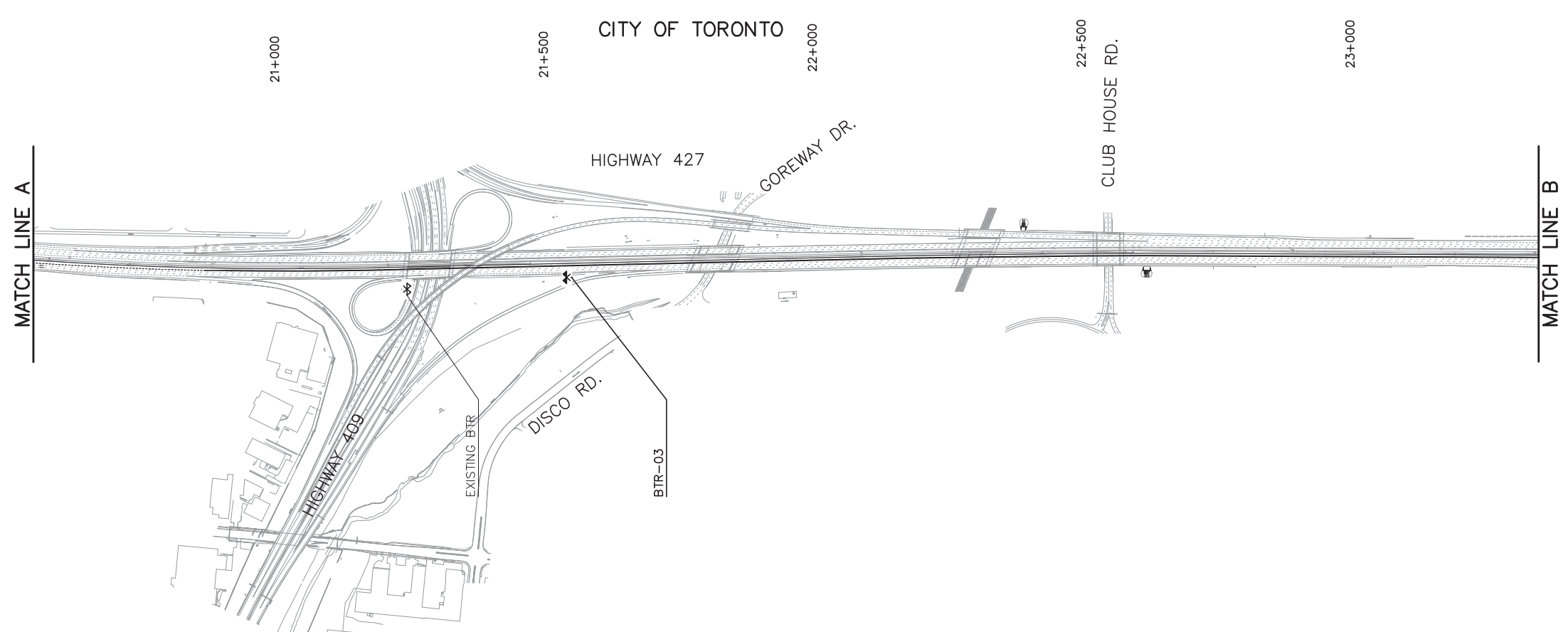
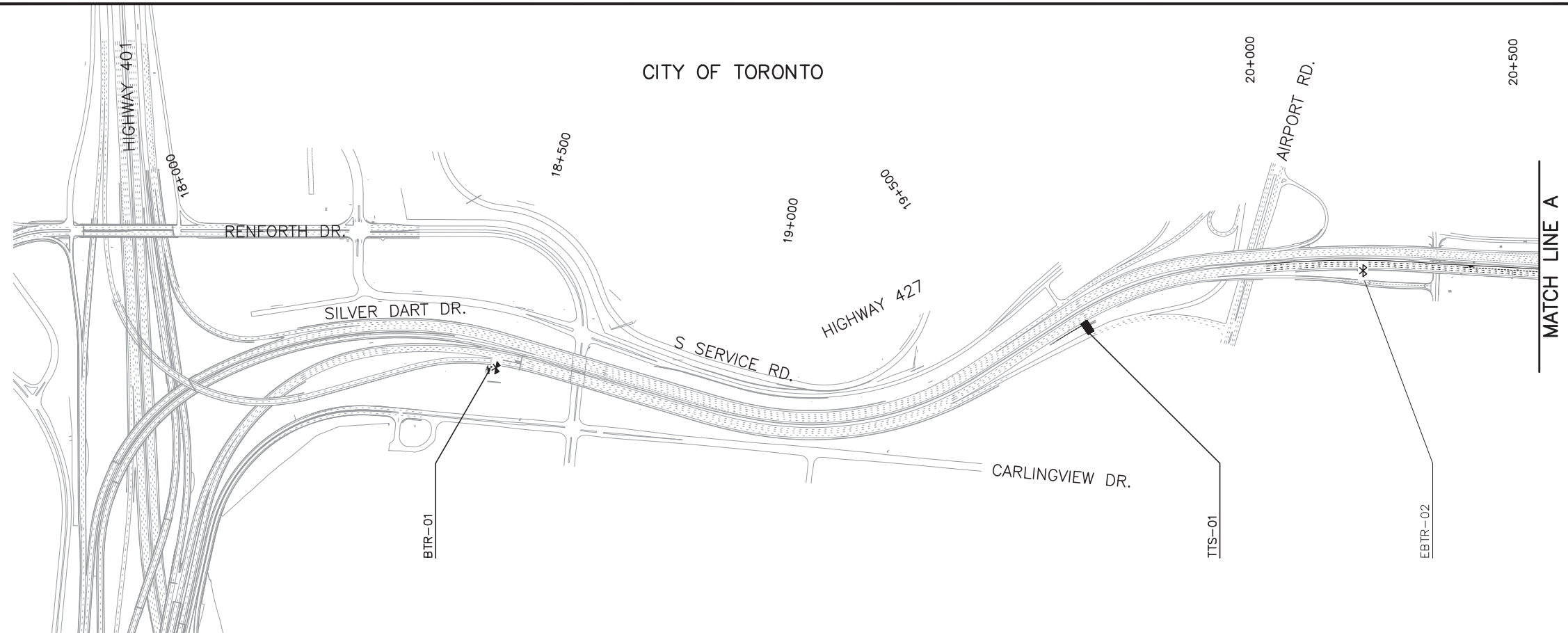
SCALE :

N.T.S.

DESIGNED	AG & FE		
DRAWN	NFG		
CHECKED	RBL		
APPROVED LEAD ENGINEER	RBL		
APPROVED PROJ. MANAGER			
NAME (PRINT)	INIT.	DATE	



TITLE							
HWY 427 EXPANSION							
ITS-KEY PLAN							
VARIABLE MESSAGE SIGN, HOT MESSAGE SIGN							
AND TOLLING STATION LOCATIONS							
PROJECT ID.	STAGE IDENTIFIER	DESIGN PACKAGE NUMBER	DISCIPLINE	STRUCTURE NUMBER	DOCUMENT TYPE	DRAWING NUMBER	REVISION NUMBER
H427-D	F	10	ITS	000	DWG	1515	A



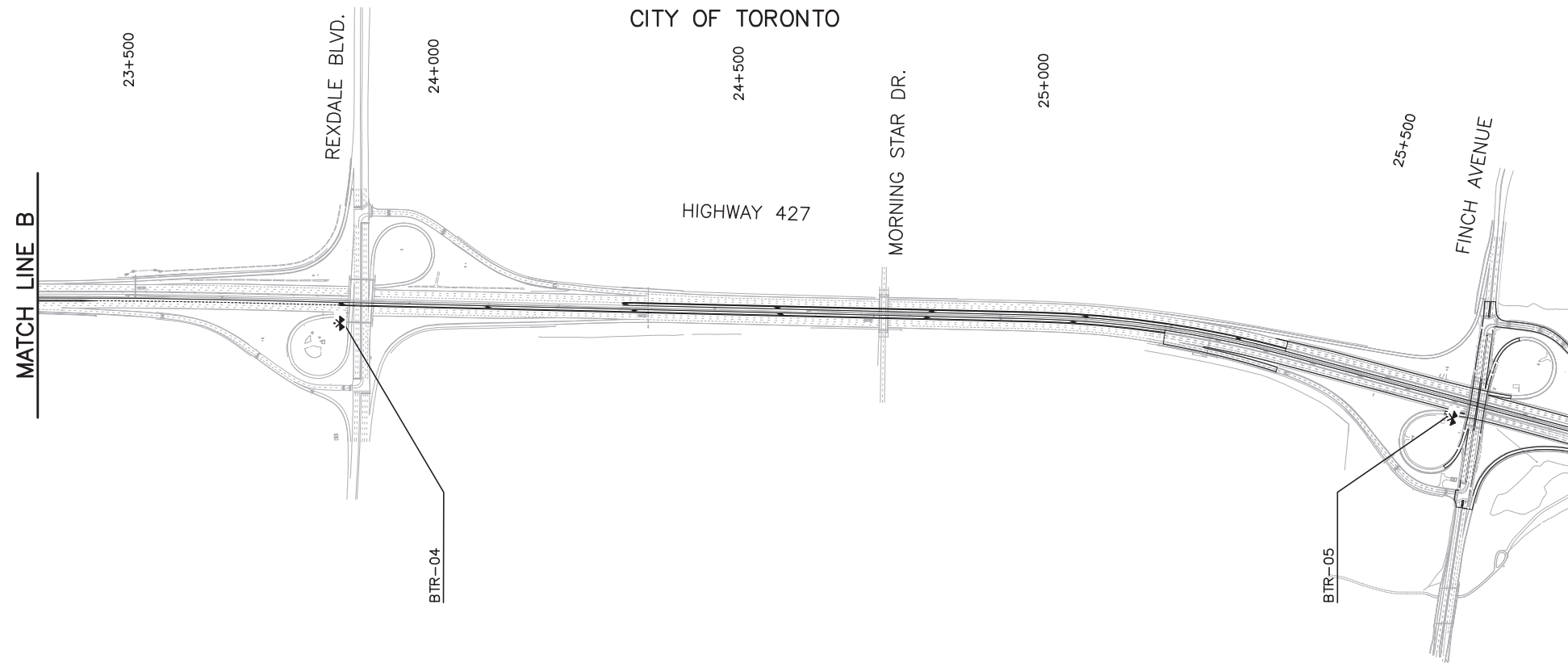
SCALE :		N.T.S.	
NO.	DATE	REVISIONS	BY
A	18/06/08	50% SUBMISSION TO CA	

DESIGNED	AG & FE		
DRAWN	NFG		
CHECKED	RBL		
APPROVED LEAD ENGINEER	RBL		
APPROVED PROJ. MANAGER			
NAME (PRINT)	INIT.	DATE	

CONSULTANT	



TITLE							
HWY 427 EXPANSION							
ITS-KEY PLAN BLUETOOTH READER AND TRAVEL TIME SIGN LOCATIONS							
PROJECT ID.	STAGE IDENTIFIER	DESIGN PACKAGE NUMBER	DISCIPLINE	STRUCTURE NUMBER	DOCUMENT TYPE	DRAWING NUMBER	REVISION NUMBER
H427-D	F	10	ITS	000	DWG	1516	A



NO.	DATE	REVISIONS	BY	CHK	LEAD. ENG.	PROJ. MGR.
A	18/06/08	50% SUBMISSION TO CA				

SCALE :

N.T.S.

DESIGNED	AG & FE
DRAWN	NFG
CHECKED	RBL
APPROVED LEAD ENGINEER	RBL
APPROVED PROJ. MANAGER	

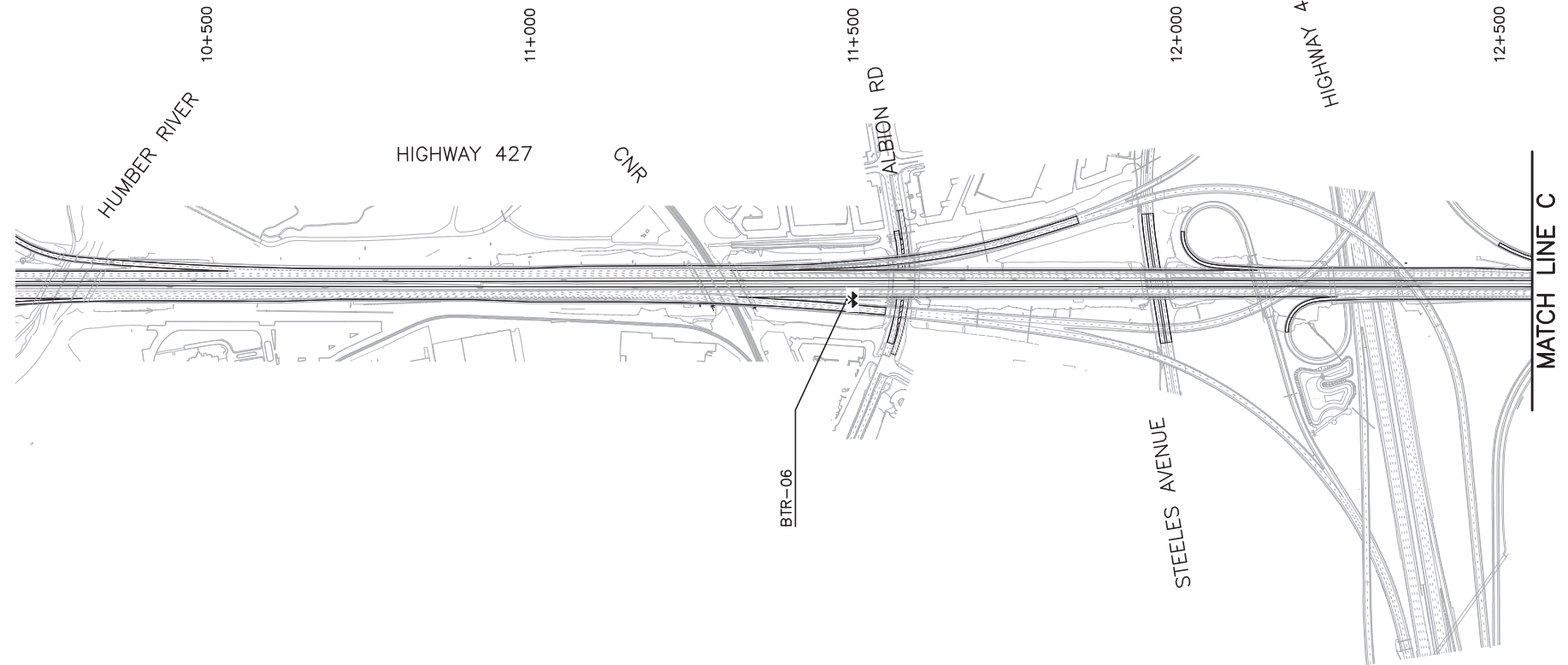
CONSULTANT	NAME (PRINT)	INIT.	DATE



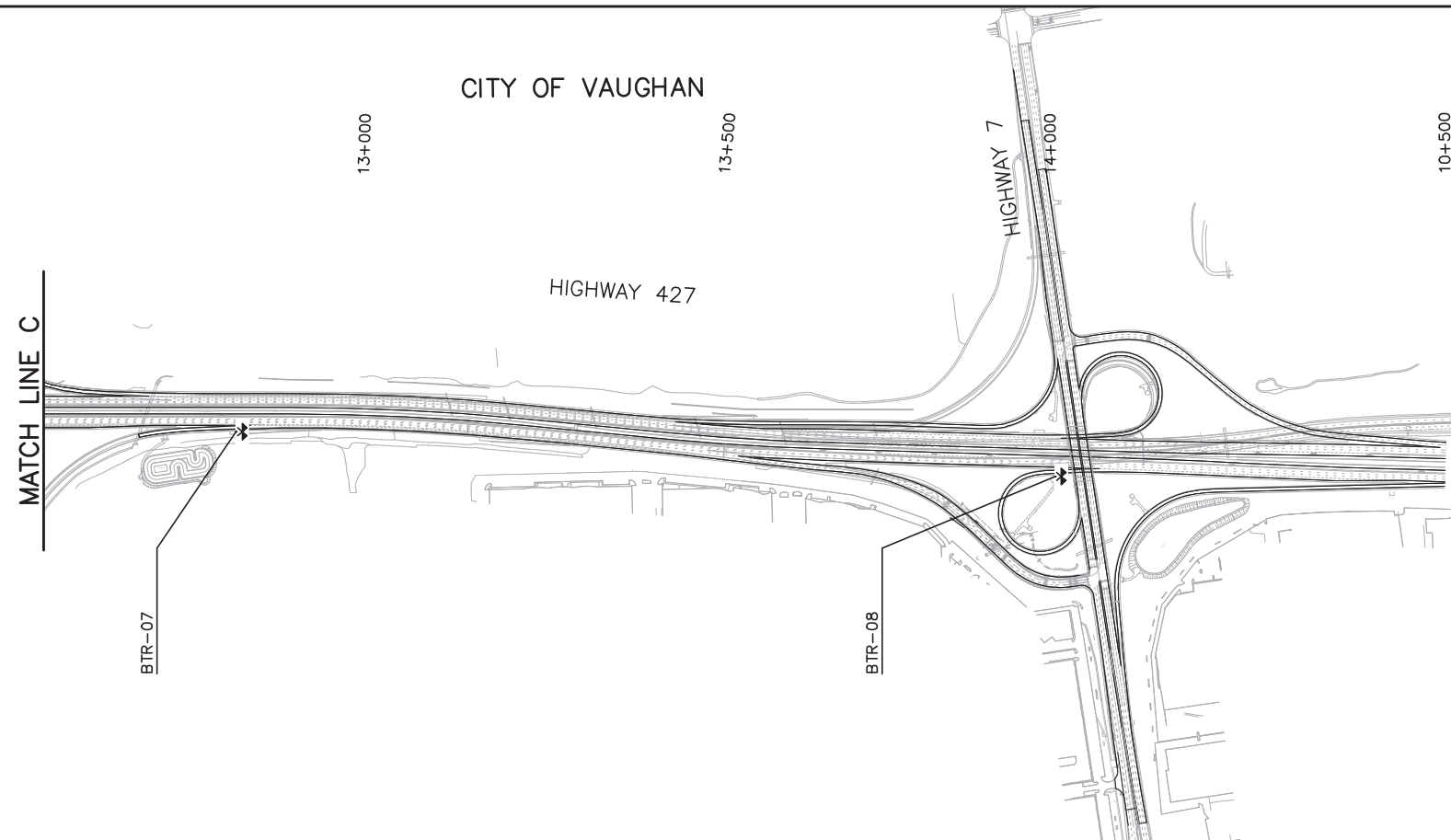
TITLE							
HWY 427 EXPANSION							
ITS-KEY PLAN BLUETOOTH READER AND TRAVEL TIME SIGN LOCATIONS							
PROJECT ID.	STAGE IDENTIFIER	DESIGN PACKAGE NUMBER	DISCIPLINE	STRUCTURE NUMBER	DOCUMENT TYPE	DRAWING NUMBER	REVISION NUMBER
H427-D	F	10	ITS	000	DWG	1517	A

CITY OF TORONTO

CITY OF VAUGHAN



CITY OF VAUGHAN



NO.	DATE	REVISIONS	BY	CHK	LEAD	PROJ.
A	18/06/08	50% SUBMISSION TO CA				

SCALE :

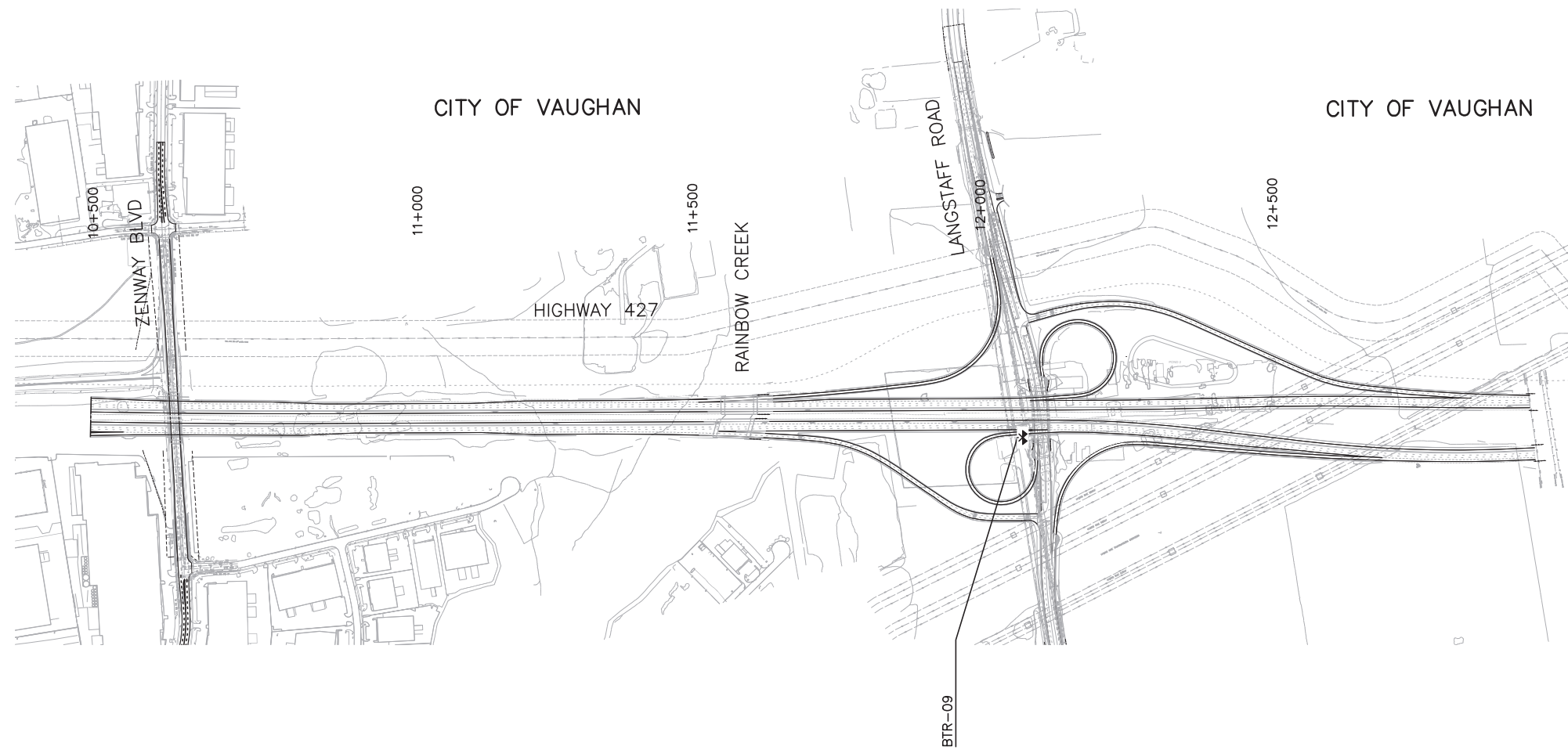
N.T.S.

DESIGNED	AG & FE
DRAWN	NFG
CHECKED	RBL
APPROVED LEAD ENGINEER	RBL
APPROVED PROJ. MANAGER	
NAME (PRINT)	INIT. DATE

CONSULTANT	
DESIGNED	AG & FE
DRAWN	NFG
CHECKED	RBL
APPROVED LEAD ENGINEER	RBL
APPROVED PROJ. MANAGER	
NAME (PRINT)	INIT. DATE



TITLE							
HWY 427 EXPANSION							
ITS-KEY PLAN BLUETOOTH READER AND TRAVEL TIME SIGN LOCATIONS							
PROJECT ID.	STAGE IDENTIFIER	DESIGN PACKAGE NUMBER	DISCIPLINE	STRUCTURE NUMBER	DOCUMENT TYPE	DRAWING NUMBER	REVISION NUMBER
H427-D	F	10	ITS	000	DWG	1518	A



NO.	DATE	REVISIONS	BY	CHK	LEAD. DISC.	PROJ. MAN.
A	18/06/08	50% SUBMISSION TO CA				

SCALE :

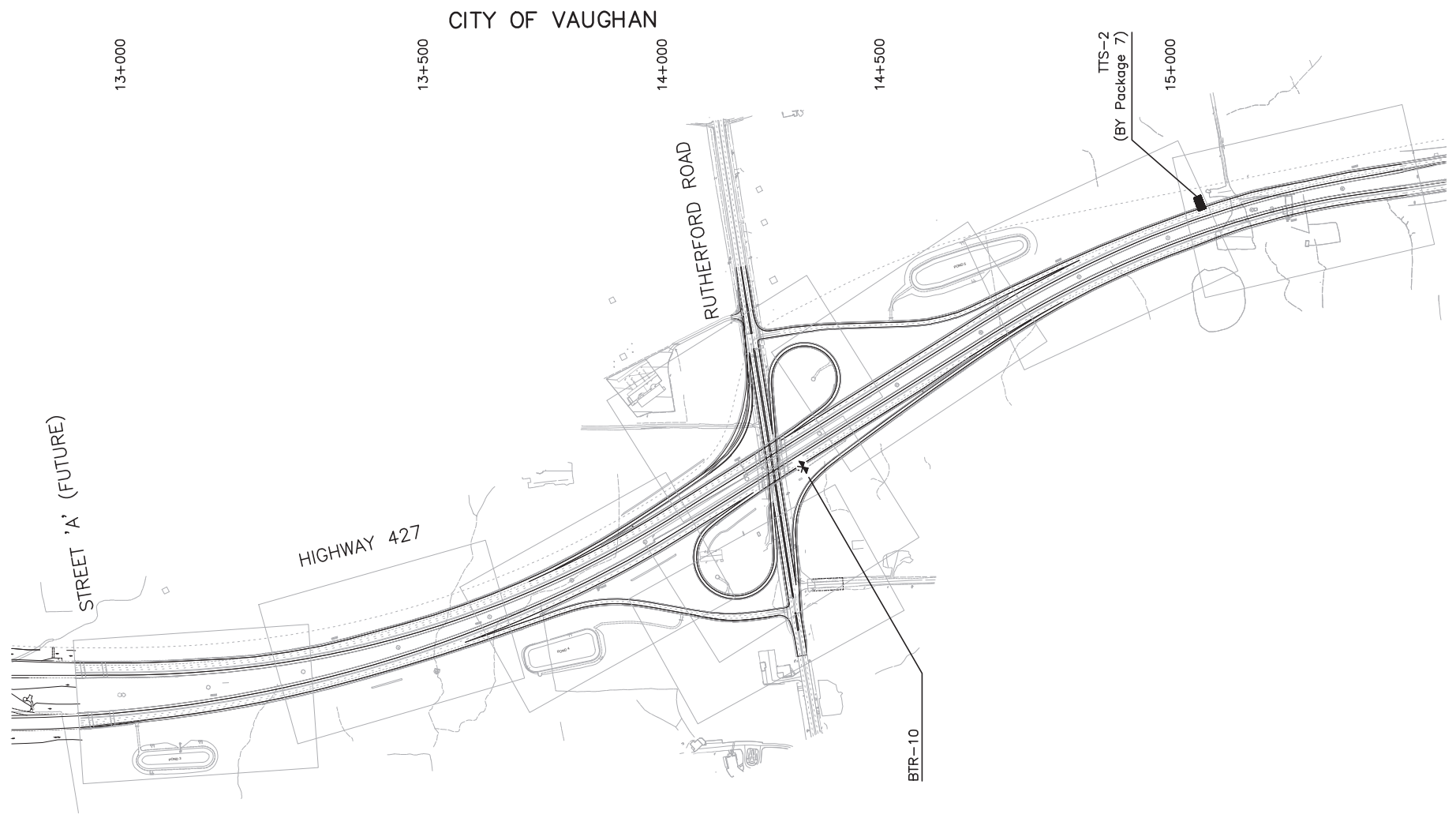
N.T.S.

DESIGNED	AG & FE		
DRAWN	NFG		
CHECKED	RBL		
APPROVED LEAD ENGINEER	RBL		
APPROVED PROJ. MANAGER			

CONSULTANT			



TITLE							
HWY 427 EXPANSION							
ITS-KEY PLAN							
BLUETOOTH READER							
AND TRAVEL TIME SIGN LOCATIONS							
PROJECT ID.	STAGE IDENTIFIER	DESIGN PACKAGE NUMBER	DISCIPLINE	STRUCTURE NUMBER	DOCUMENT TYPE	DRAWING NUMBER	REVISION NUMBER
H427-D	F	10	ITS	000	DWG	1519	A



CITY OF VAUGHAN

13+000

13+500

14+000

14+500

TTS-2
(BY Package 7)

15+000

STREET 'A' (FUTURE)

HIGHWAY 427

RUTHERFORD ROAD

BTR-10

NO.	DATE	REVISIONS	BY	CHK	LEAD. DISC.	PROJ. MAN.
A	18/06/08	50% SUBMISSION TO CA				

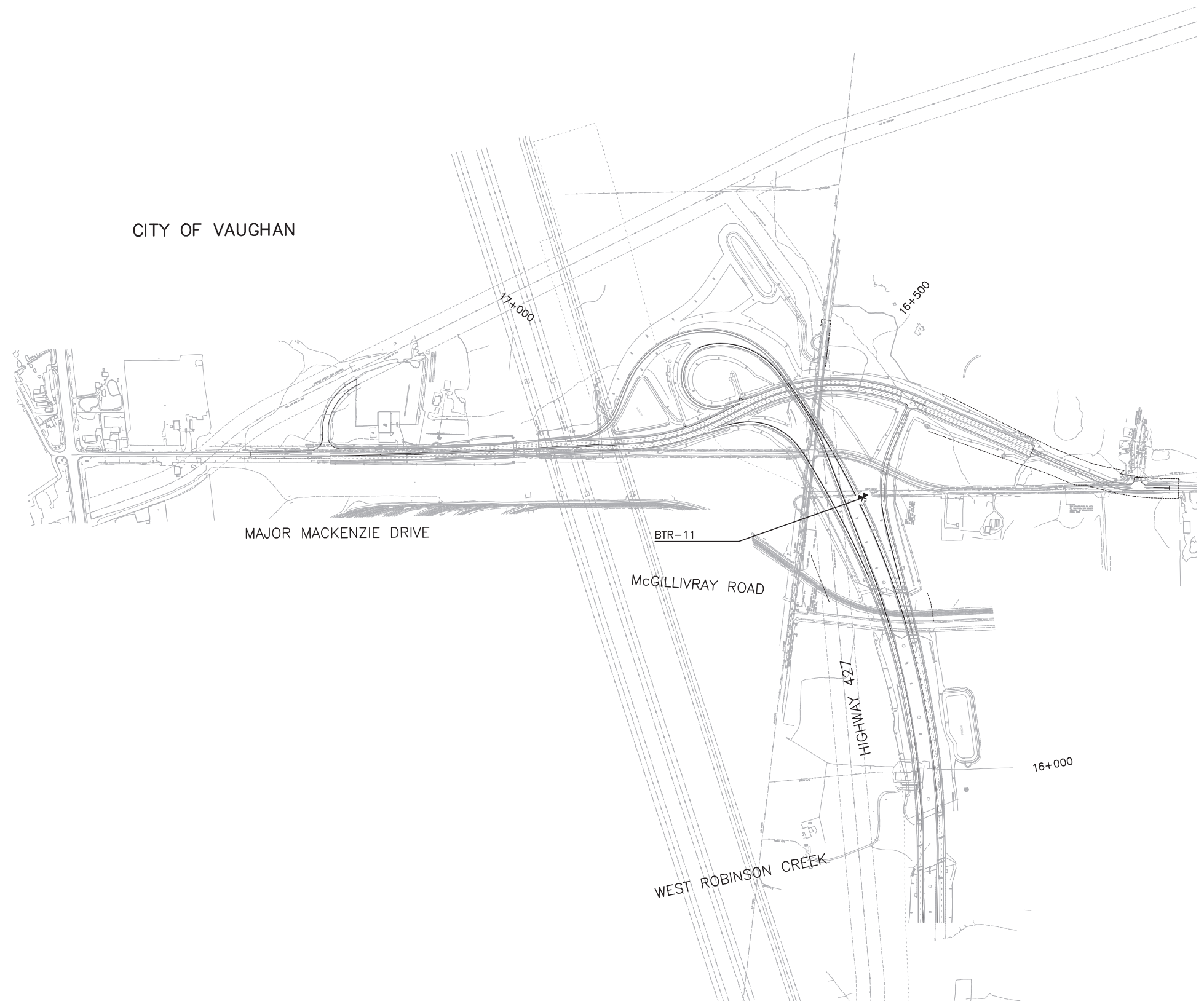
SCALE :

N.T.S.

DESIGNED	AG & FE		
DRAWN	NFG		
CHECKED	RBL		
APPROVED LEAD ENGINEER	RBL		
APPROVED PROJ. MANAGER			
CONSULTANT			
		NAME (PRINT)	INIT. DATE



TITLE							
HWY 427 EXPANSION							
ITS-KEY PLAN BLUETOOTH READER AND TRAVEL TIME SIGN LOCATIONS							
PROJECT ID.	STAGE IDENTIFIER	DESIGN PACKAGE NUMBER	DISCIPLINE	STRUCTURE NUMBER	DOCUMENT TYPE	DRAWING NUMBER	REVISION NUMBER
H427-D	F	10	ITS	000	DWG	1520	A



CITY OF VAUGHAN

MAJOR MACKENZIE DRIVE

BTR-11
MCGILLIVRAY ROAD

HIGHWAY 427

WEST ROBINSON CREEK

17+000

16+500

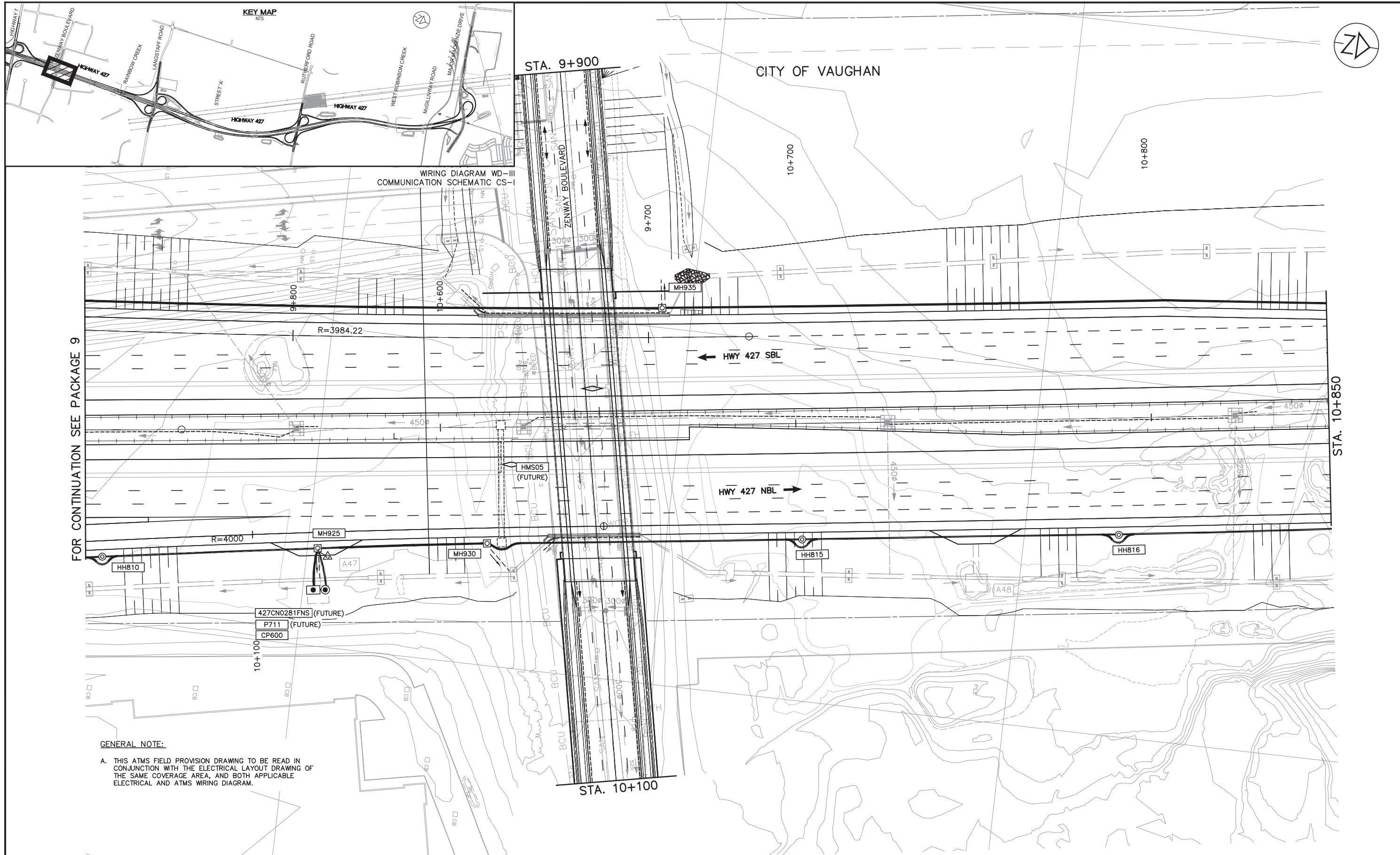
16+000

SCALE :		N.T.S.	
A 18/06/08		50% SUBMISSION TO CA	
NO.	DATE	BY	REVISIONS
		CHK	LEAD. DISC. PROJ. MAN.

DESIGNED	AG & FE		
DRAWN	NFG		
CHECKED	RBL		
APPROVED LEAD ENGINEER	RBL		
APPROVED PROJ. MANAGER			
CONSULTANT			
		NAME (PRINT)	INIT. DATE



TITLE							
HWY 427 EXPANSION							
ITS-KEY PLAN BLUETOOTH READER AND TRAVEL TIME SIGN LOCATIONS							
PROJECT ID.	STAGE IDENTIFIER	DESIGN PACKAGE NUMBER	DISCIPLINE	STRUCTURE NUMBER	DOCUMENT TYPE	DRAWING NUMBER	REVISION NUMBER
H427-D	F	10	ITS	000	DWG	1521	A



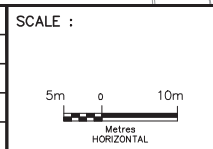
FOR CONTINUATION SEE PACKAGE 9

STA. 10+850

WIRING DIAGRAM WD-III
COMMUNICATION SCHEMATIC CS-1

GENERAL NOTE:
A. THIS ATMS FIELD PROVISION DRAWING TO BE READ IN CONJUNCTION WITH THE ELECTRICAL LAYOUT DRAWING OF THE SAME COVERAGE AREA, AND BOTH APPLICABLE ELECTRICAL AND ATMS WIRING DIAGRAM.

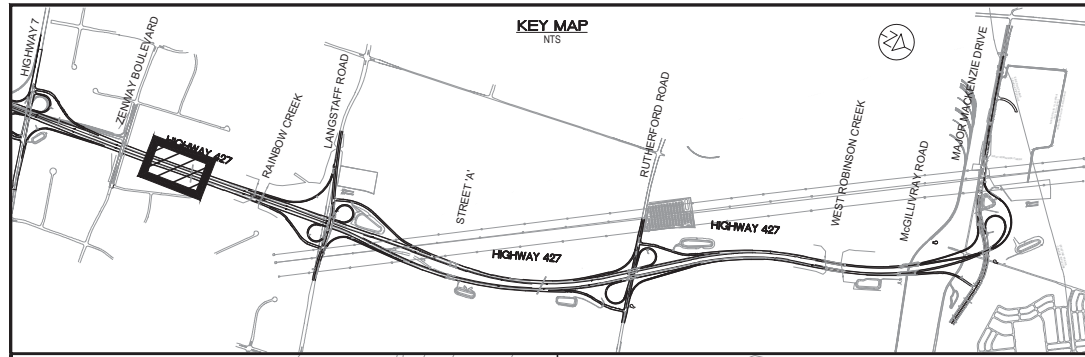
NO.	DATE	REVISIONS	BY	CHK	LEAD. DISC.	PROJ. MAN.
A	19/01/25	90% SUBMISSION TO CA				



DESIGNED	AG & FE
DRAWN	NFG
CHECKED	RBL
APPROVED LEAD ENGINEER	RBL
APPROVED PROJ. MANAGER	
NAME (PRINT)	INIT. DATE



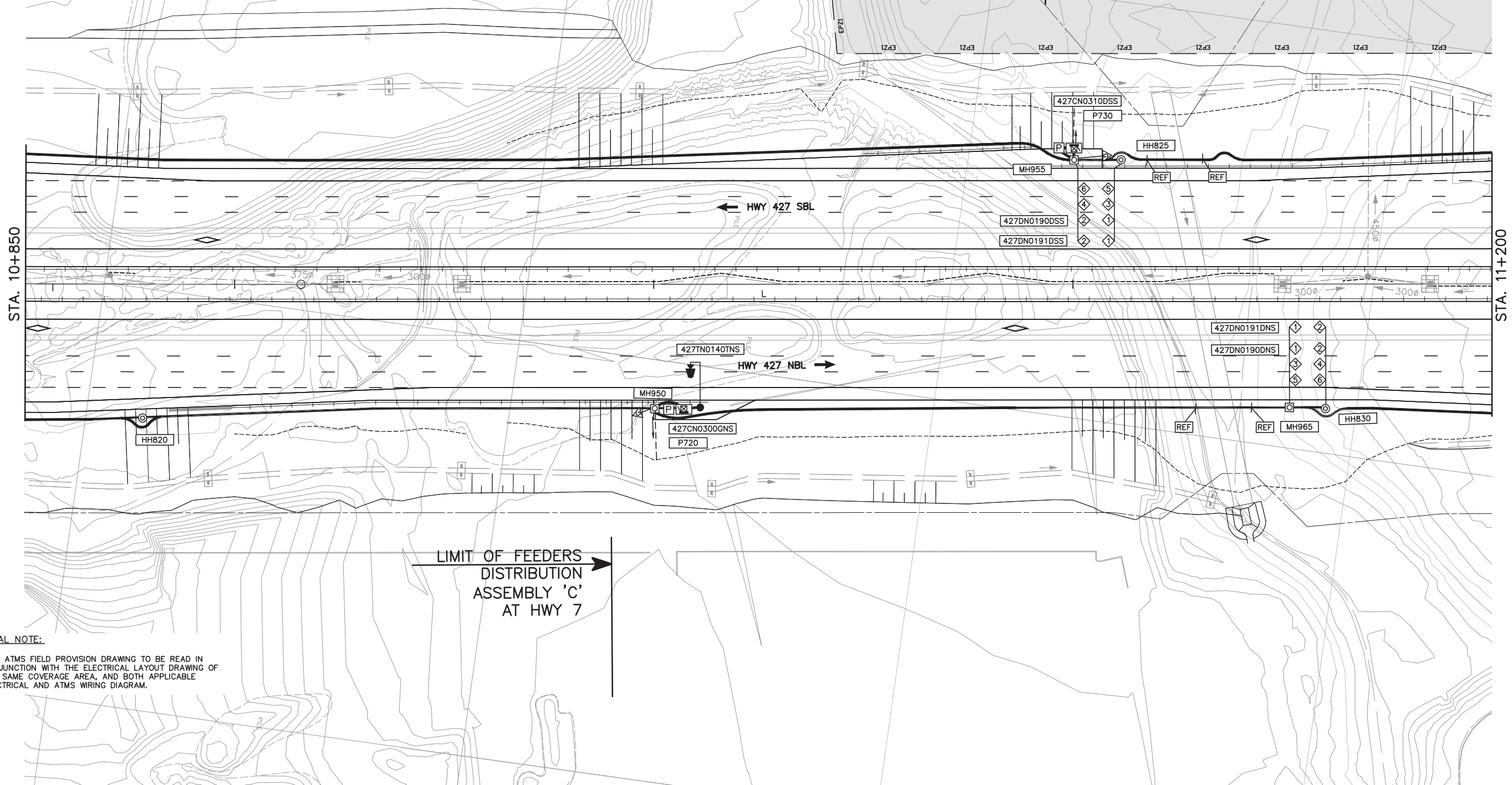
HWY 427 EXPANSION							
ITS-NEW CONSTRUCTION							
STA. 10+500 TO STA. 10+850							
PROJECT ID.	STAGE IDENTIFIER	DESIGN PACKAGE NUMBER	DISCIPLINE	STRUCTURE NUMBER	DOCUMENT TYPE	DRAWING NUMBER	REVISION NUMBER
H427-D	N	6	ITS	000	DWG	1507	A



CITY OF VAUGHAN

← LIMIT OF FEEDERS DISTRIBUTION ASSEMBLY 'D' AT LANGSTAFF RD

WIRING DIAGRAM WD-IV
COMMUNICATION SCHEMATIC CS-1

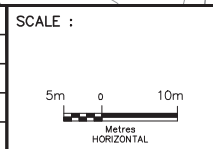


→ LIMIT OF FEEDERS DISTRIBUTION ASSEMBLY 'C' AT HWY 7

GENERAL NOTE:

A. THIS ATMS FIELD PROVISION DRAWING TO BE READ IN CONJUNCTION WITH THE ELECTRICAL LAYOUT DRAWING OF THE SAME COVERAGE AREA, AND BOTH APPLICABLE ELECTRICAL AND ATMS WIRING DIAGRAM.

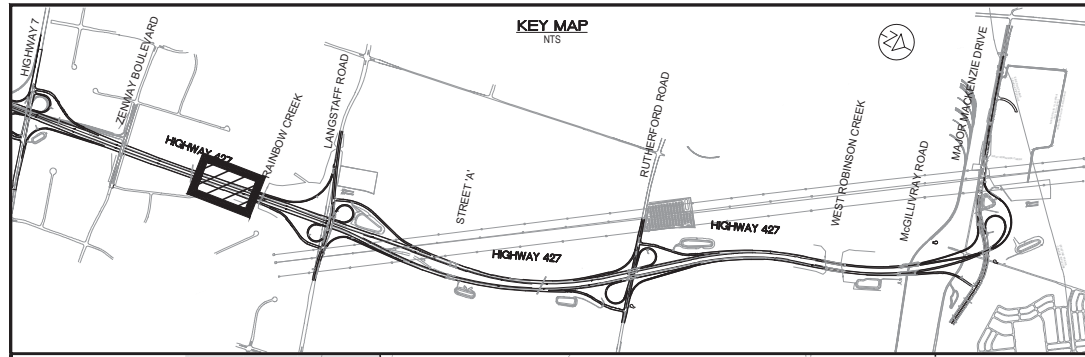
NO.	DATE	REVISIONS	BY	CHK	LEAD.	PROJ. MGR.
A	19/01/25	90% SUBMISSION TO CA				



DESIGNED	AG & FE		
DRAWN	NFG		
CHECKED	RBL		
APPROVED LEAD ENGINEER	RBL		
APPROVED PROJ. MANAGER			
NAME (PRINT)		INIT.	DATE



HWY 427 EXPANSION							
ITS-NEW CONSTRUCTION							
STA. 10+850 TO STA. 11+200							
PROJECT ID.	STAGE IDENTIFIER	DESIGN PACKAGE NUMBER	DISCIPLINE	STRUCTURE NUMBER	DOCUMENT TYPE	DRAWING NUMBER	REVISION NUMBER
H427-D	N	6	ITS	000	DWG	1508	A

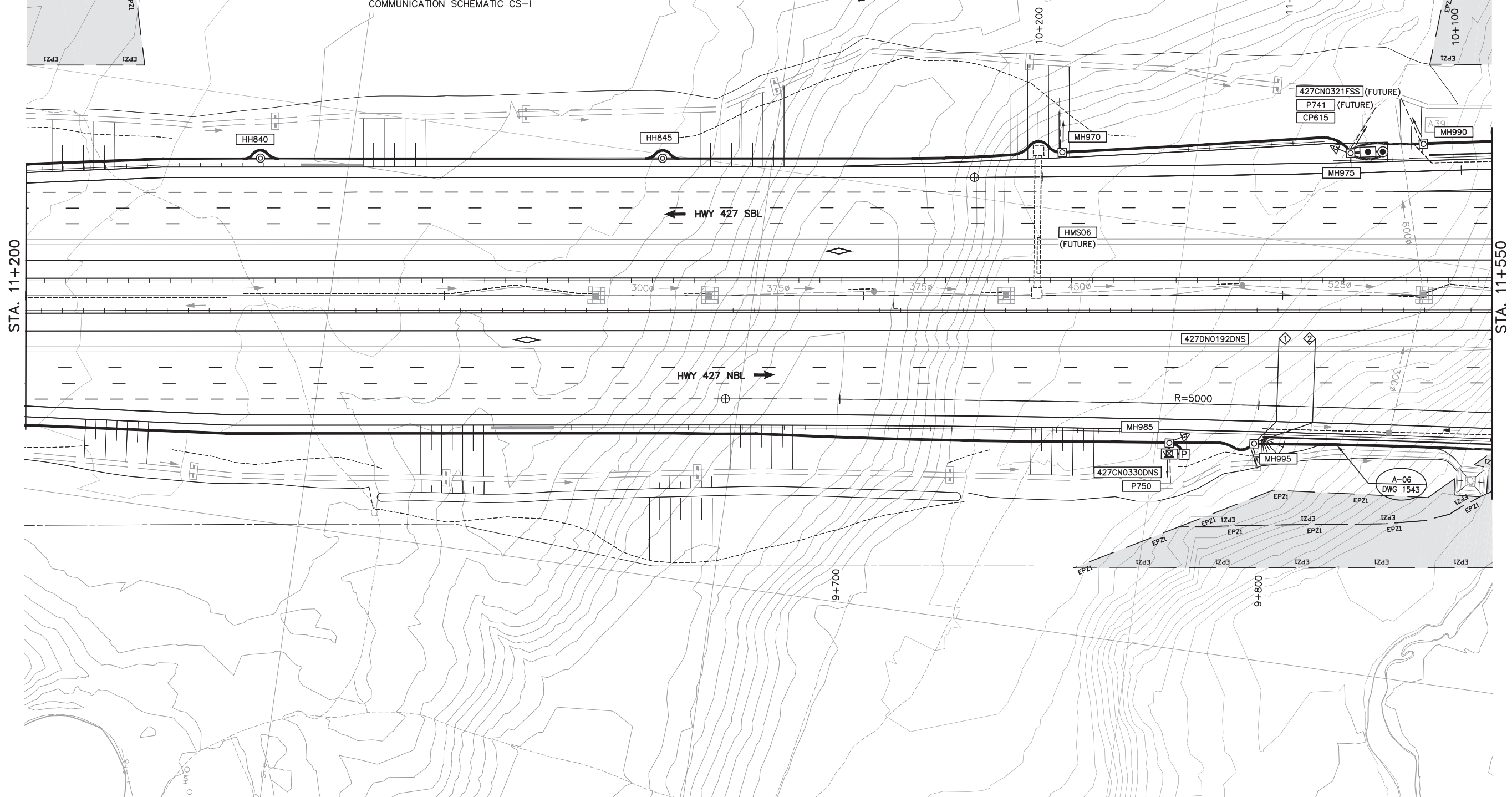


CITY OF VAUGHAN

GENERAL NOTE:
 A. THIS ATMS FIELD PROVISION DRAWING TO BE READ IN CONJUNCTION WITH THE ELECTRICAL LAYOUT DRAWING OF THE SAME COVERAGE AREA, AND BOTH APPLICABLE ELECTRICAL AND ATMS WIRING DIAGRAM.



WIRING DIAGRAM WD-V
 COMMUNICATION SCHEMATIC CS-1



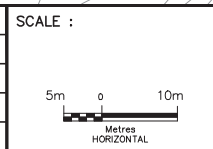
STA. 11+200

STA. 11+550

HWY 427 SBL

HWY 427 NBL

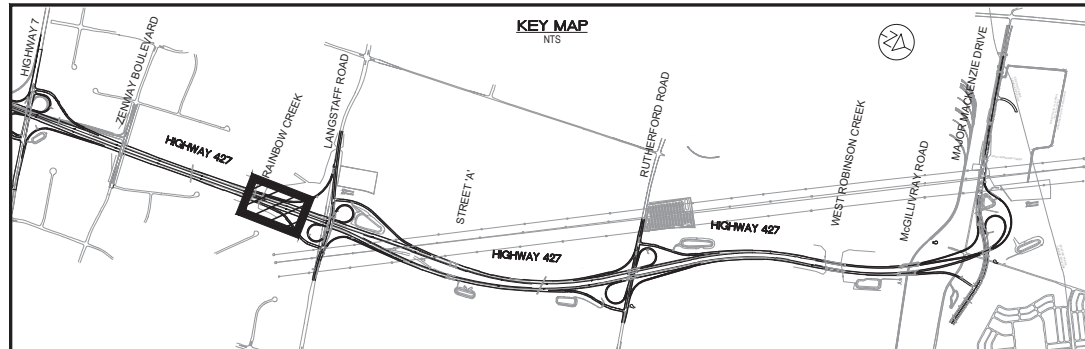
NO.	DATE	REVISIONS	BY	CHK	LEAD	PROJ.
A	19/01/25	90% SUBMISSION TO CA				



DESIGNED	AG & FE		
DRAWN	NFG		
CHECKED	RBL		
APPROVED LEAD ENGINEER	RBL		
APPROVED PROJ. MANAGER			
		NAME (PRINT)	INT. DATE

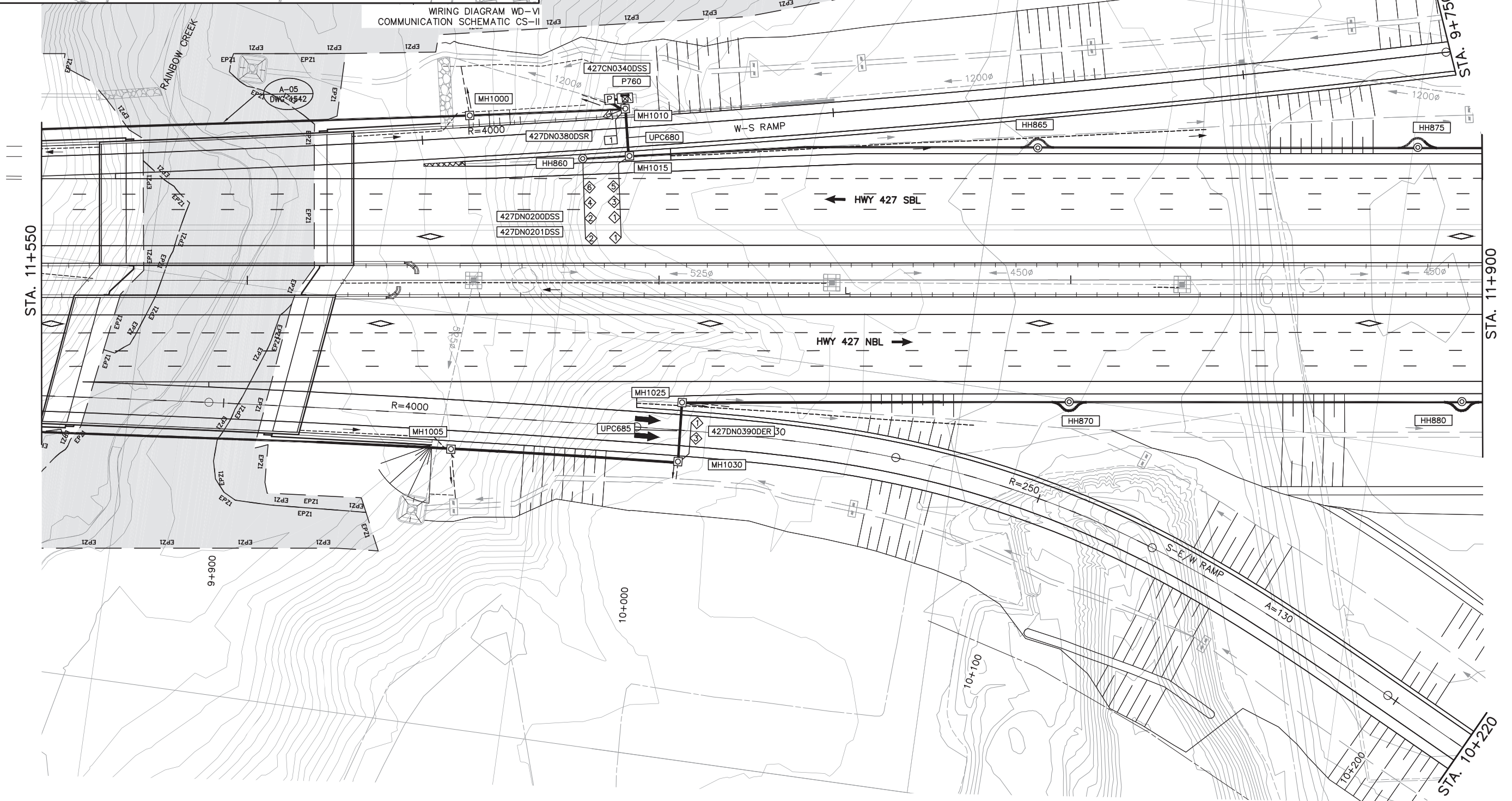


HWY 427 EXPANSION							
ITS-NEW CONSTRUCTION							
STA. 11+200 TO STA. 11+550							
PROJECT ID.	STAGE IDENTIFIER	DESIGN PACKAGE NUMBER	DISCIPLINE	STRUCTURE NUMBER	DOCUMENT TYPE	DRAWING NUMBER	REVISION NUMBER
H427-D	N	6	ITS	000	DWG	1509	A

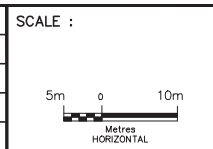


CITY OF VAUGHAN

GENERAL NOTE:
 A. THIS ATMS FIELD PROVISION DRAWING TO BE READ IN CONJUNCTION WITH THE ELECTRICAL LAYOUT DRAWING OF THE SAME COVERAGE AREA, AND BOTH APPLICABLE ELECTRICAL AND ATMS WIRING DIAGRAM.



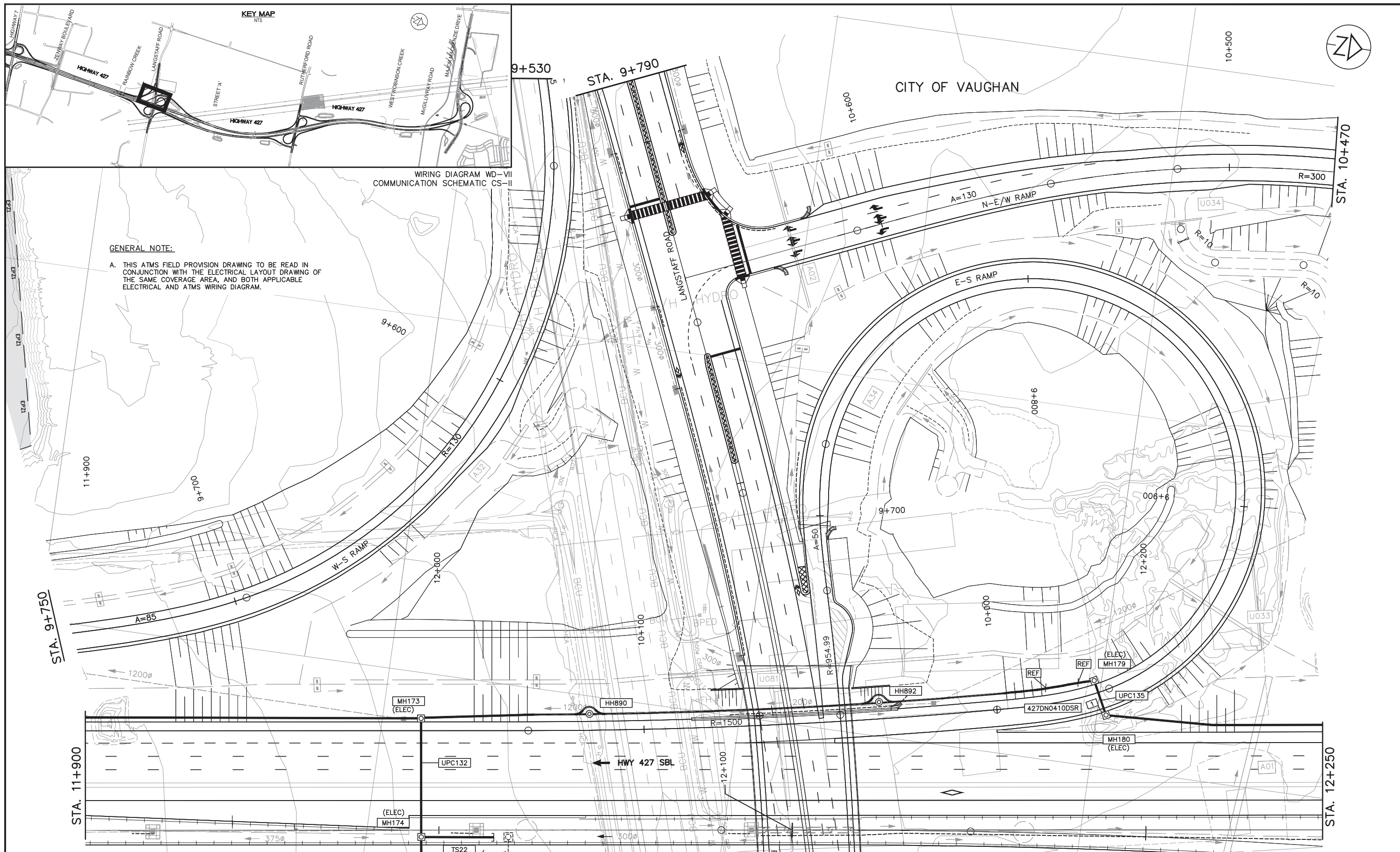
NO.	DATE	REVISIONS	BY	CHK	LEAD. ENG.	PROJ. MGR.
A	19/01/25	90% SUBMISSION TO CA				



DESIGNED	AG & FE		
DRAWN	NFG		
CHECKED	RBL		
APPROVED LEAD ENGINEER	RBL		
APPROVED PROJ. MANAGER			
NAME (PRINT)		INIT.	DATE



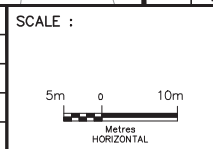
HWY 427 EXPANSION							
ITS-NEW CONSTRUCTION							
STA. 11+550 TO STA. 11+900							
PROJECT ID.	STAGE IDENTIFIER	DESIGN PACKAGE NUMBER	DISCIPLINE	STRUCTURE NUMBER	DOCUMENT TYPE	DRAWING NUMBER	REVISION NUMBER
H427-D	N	6	ITS	000	DWG	1510	A



GENERAL NOTE:
 A. THIS ATMS FIELD PROVISION DRAWING TO BE READ IN CONJUNCTION WITH THE ELECTRICAL LAYOUT DRAWING OF THE SAME COVERAGE AREA, AND BOTH APPLICABLE ELECTRICAL AND ATMS WIRING DIAGRAM.

WIRING DIAGRAM WD-VII
 COMMUNICATION SCHEMATIC CS-II

NO.	DATE	REVISIONS	BY	CHK	LEAD. ENGR.	PROJ. MGR.
A	19/01/25	90% SUBMISSION TO CA				

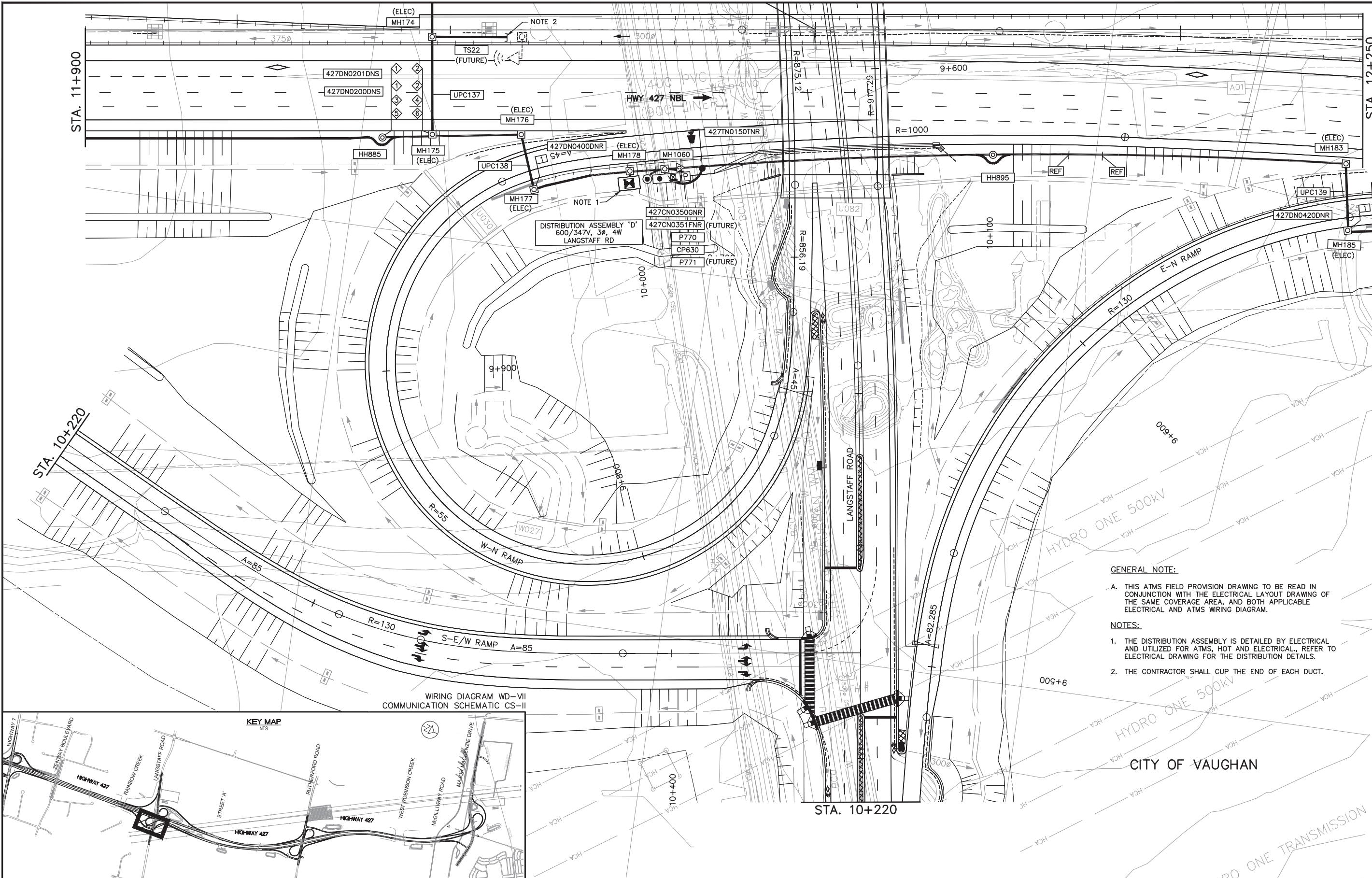


DESIGNED	AG & FE
DRAWN	NFG
CHECKED	RBL
APPROVED LEAD ENGINEER	RBL
APPROVED PROJ. MANAGER	

CONSULTANT	
NAME (PRINT)	INT. DATE



HWY 427 EXPANSION							
ITS-NEW CONSTRUCTION							
STA. 11+900 TO STA. 12+250							
PROJECT ID.	STAGE IDENTIFIER	DESIGN PACKAGE NUMBER	DISCIPLINE	STRUCTURE NUMBER	DOCUMENT TYPE	DRAWING NUMBER	REVISION NUMBER
H427-D	N	6	ITS	000	DWG	1511	A



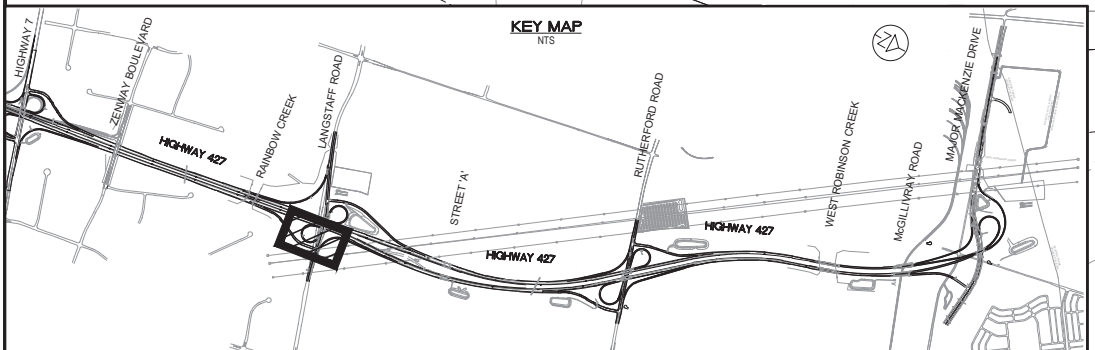
GENERAL NOTE:

A. THIS ATMS FIELD PROVISION DRAWING TO BE READ IN CONJUNCTION WITH THE ELECTRICAL LAYOUT DRAWING OF THE SAME COVERAGE AREA, AND BOTH APPLICABLE ELECTRICAL AND ATMS WIRING DIAGRAM.

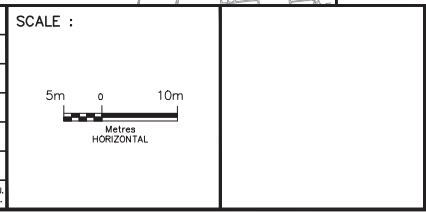
NOTES:

1. THE DISTRIBUTION ASSEMBLY IS DETAILED BY ELECTRICAL AND UTILIZED FOR ATMS, HOT AND ELECTRICAL., REFER TO ELECTRICAL DRAWING FOR THE DISTRIBUTION DETAILS.
2. THE CONTRACTOR SHALL CUP THE END OF EACH DUCT.

WIRING DIAGRAM WD-VII
COMMUNICATION SCHEMATIC CS-II



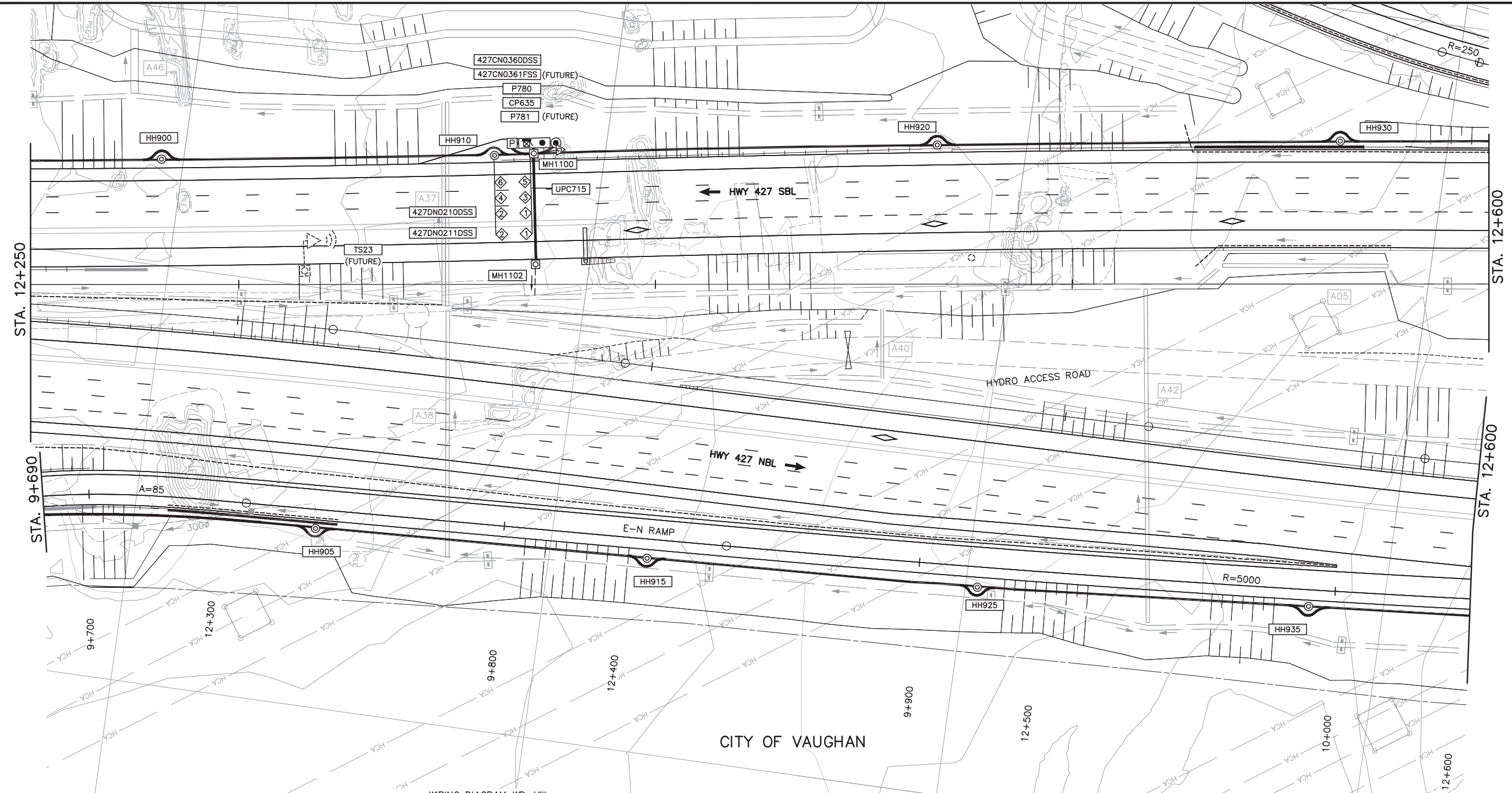
NO.	DATE	REVISIONS	BY	CHK	LEAD	PROJ.
A	19/01/25	90% SUBMISSION TO CA				



DESIGNED	AG & FE
DRAWN	NFG
CHECKED	RBL
APPROVED LEAD ENGINEER	RBL
APPROVED PROJ. MANAGER	
CONSULTANT	
NAME (PRINT)	INT. DATE



HWY 427 EXPANSION							
ITS-NEW CONSTRUCTION							
STA. 11+900 TO STA. 12+250							
PROJECT ID.	STAGE IDENTIFIER	DESIGN PACKAGE NUMBER	DISCIPLINE	STRUCTURE NUMBER	DOCUMENT TYPE	DRAWING NUMBER	REVISION NUMBER
H427-D	N	6	ITS	000	DWG	1512	A



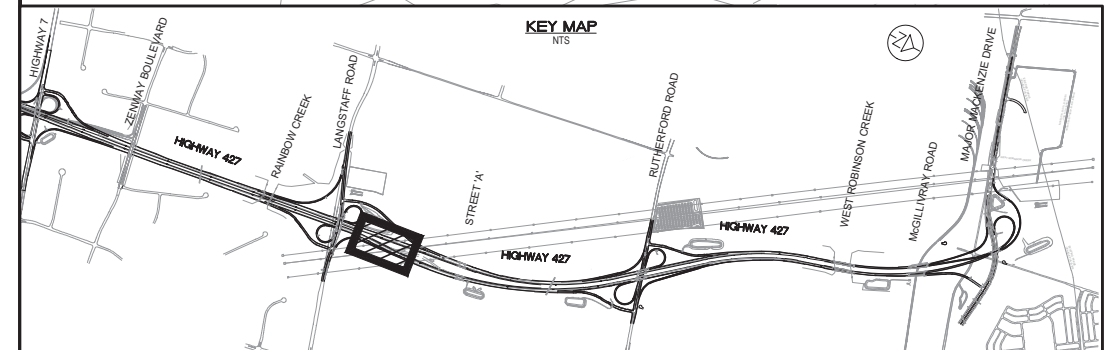
STA. 12+250
STA. 9+690

STA. 12+600
STA. 12+600

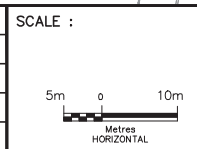
CITY OF VAUGHAN

WIRING DIAGRAM WD-VIII
COMMUNICATION SCHEMATIC CS-II

GENERAL NOTE:
A. THIS ATMS FIELD PROVISION DRAWING TO BE READ IN CONJUNCTION WITH THE ELECTRICAL LAYOUT DRAWING OF THE SAME COVERAGE AREA, AND BOTH APPLICABLE ELECTRICAL AND ATMS WIRING DIAGRAM.



KEY MAP
NTS

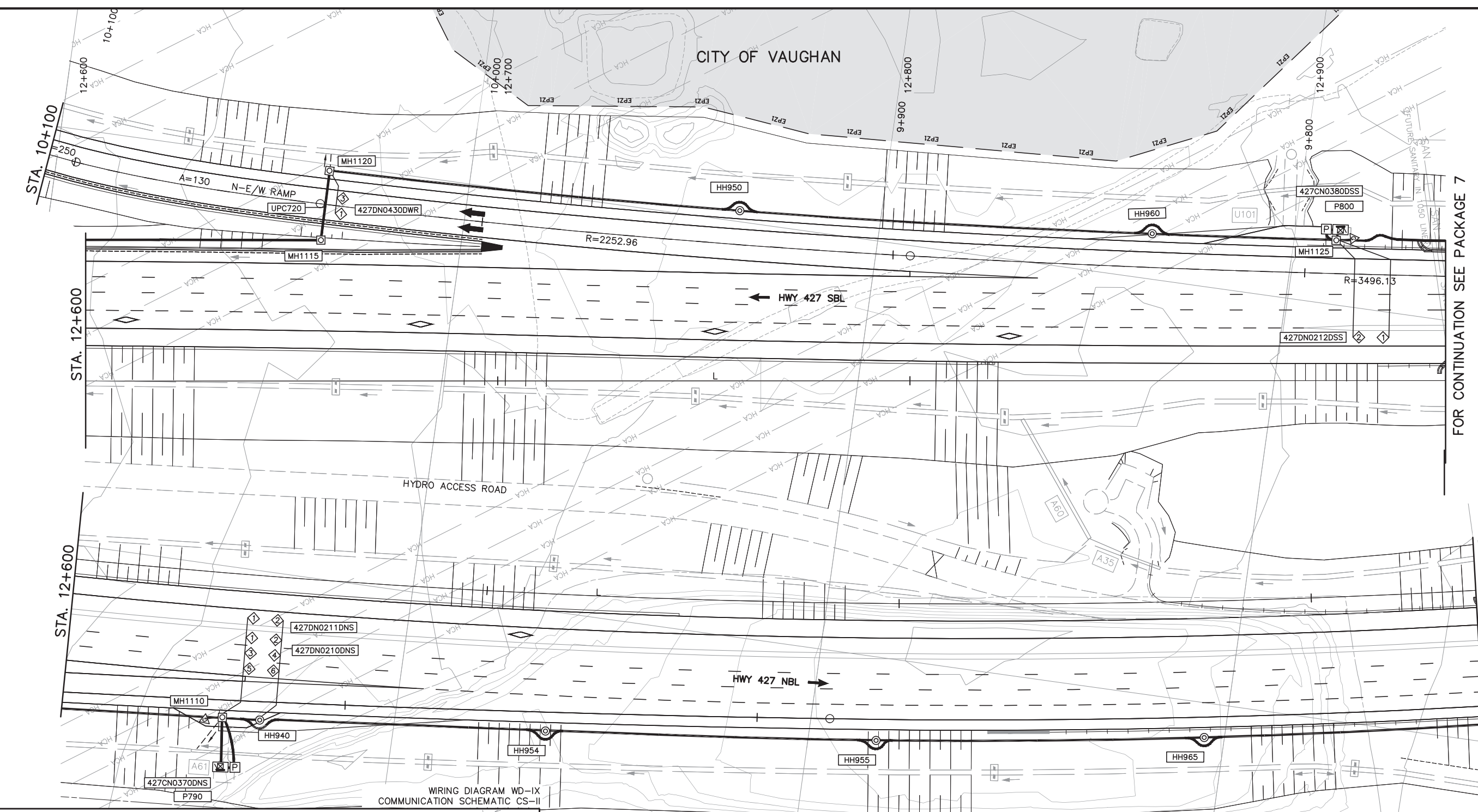


NO.	DATE	REVISIONS	BY	CHK	LEAD	PROJ. MGR.
A	19/01/25	90% SUBMISSION TO CA				

DESIGNED	AG & FE		
DRAWN	NFG		
CHECKED	RBL		
APPROVED LEAD ENGINEER	RBL		
APPROVED PROJ. MGR.			
NAME (PRINT)		INT.	DATE

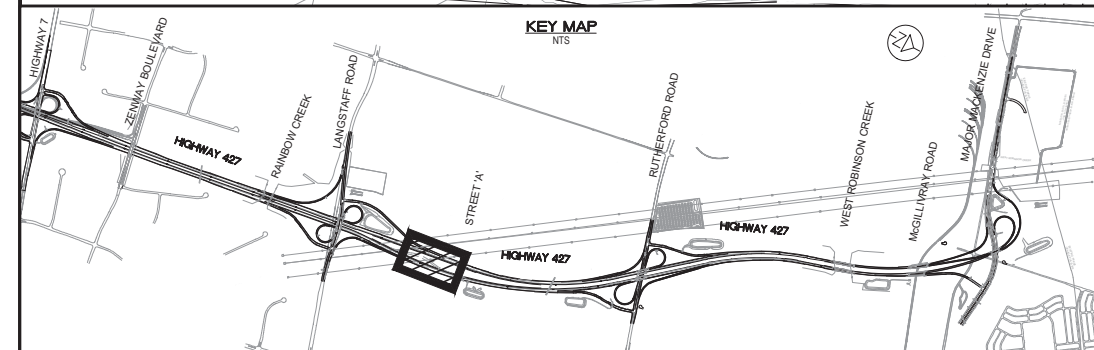


HWY 427 EXPANSION							
ITS-NEW CONSTRUCTION							
STA. 12+250 TO STA. 12+600							
PROJECT ID.	STAGE IDENTIFIER	DESIGN PACKAGE NUMBER	DISCIPLINE	STRUCTURE NUMBER	DOCUMENT TYPE	DRAWING NUMBER	REVISION NUMBER
H427-D	N	6	ITS	000	DWG	1513	A



FOR CONTINUATION SEE PACKAGE 7

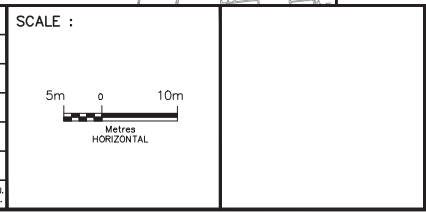
FOR CONTINUATION SEE PACKAGE 7



WIRING DIAGRAM WD-IX
COMMUNICATION SCHEMATIC CS-II

GENERAL NOTE:
A. THIS ATMS FIELD PROVISION DRAWING TO BE READ IN CONJUNCTION WITH THE ELECTRICAL LAYOUT DRAWING OF THE SAME COVERAGE AREA, AND BOTH APPLICABLE ELECTRICAL AND ATMS WIRING DIAGRAM.

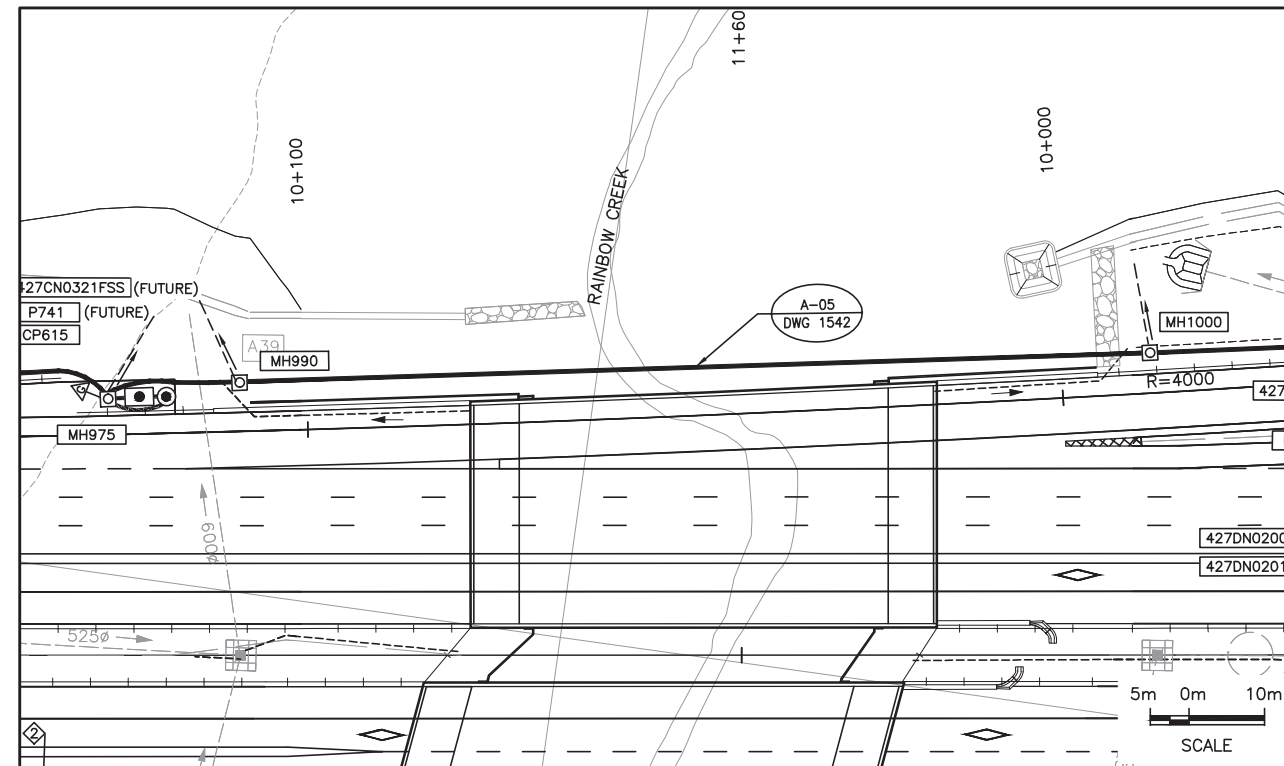
NO.	DATE	REVISIONS	BY	CHK	LEAD	PROJ. MGR.
A	19/01/25	90% SUBMISSION TO CA				



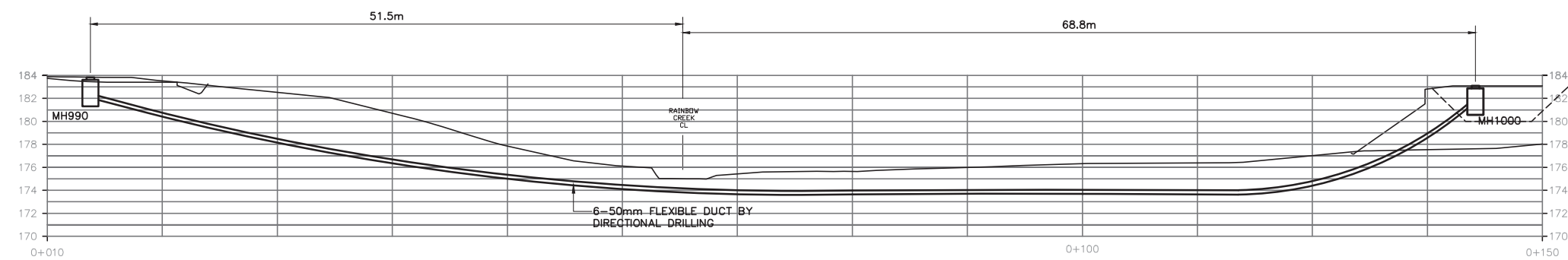
DESIGNED	AG & FE		
DRAWN	NFG		
CHECKED	RBL		
APPROVED LEAD ENGINEER	RBL		
APPROVED PROJ. MANAGER			
NAME (PRINT)		INIT.	DATE



HWY 427 EXPANSION							
ITS-NEW CONSTRUCTION							
STA. 12+600 TO STA. 12+930 SBL							
STA. 12+600 TO STA. 12+940 NBL							
PROJECT ID.	STAGE IDENTIFIER	DESIGN PACKAGE NUMBER	DISCIPLINE	STRUCTURE NUMBER	DOCUMENT TYPE	DRAWING NUMBER	REVISION NUMBER
H427-D	N	6	ITS	000	DWG	1514	A



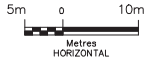


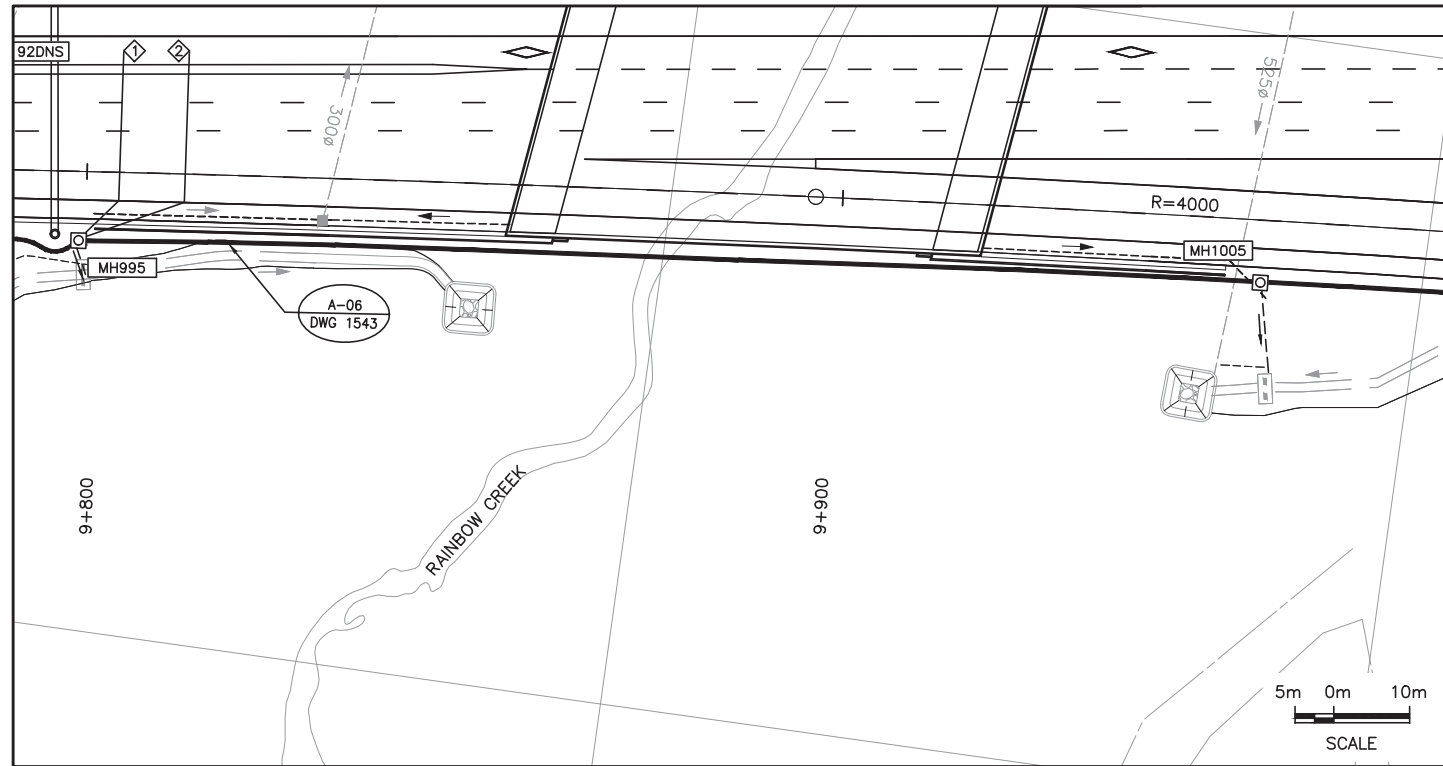
LAYOUT PLAN



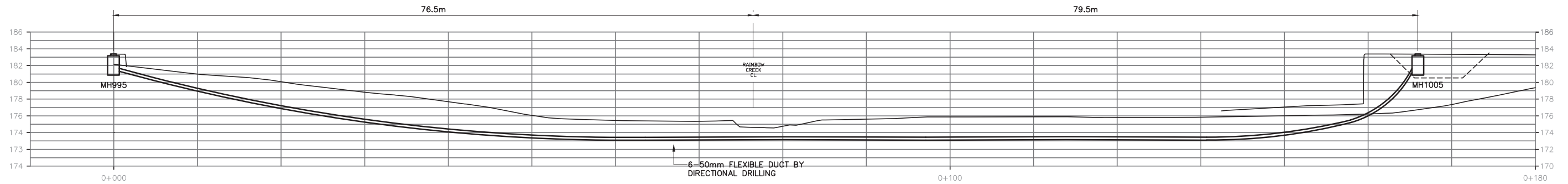
DETAIL A-05
DUCTS INSTALLATION DETAILS AT RAINBOW CREEK WEST SIDE

N.T.S.

		SCALE :		DESIGNED AG & FE				HWY 427 EXPANSION							
				DRAWN NFG				ITS-CONSTRUCTION DETAIL - XV							
				CHECKED RBL				PROJECT ID.	STAGE IDENTIFIER	DESIGN PACKAGE NUMBER	DISCIPLINE	STRUCTURE NUMBER	DOCUMENT TYPE	DRAWING NUMBER	REVISION NUMBER
				APPROVED LEAD ENGINEER RBL				H427-D	N	6	ITS	000	DWG	1542	A
				APPROVED PROJ. MANAGER											
A 19/01/25		90% SUBMISSION TO CA													
NO.	DATE	REVISIONS		BY	CHK	LEAD. DES.	PROJ. MAN.								



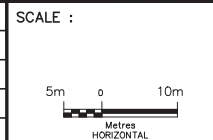
LAYOUT PLAN



DETAIL A-06
DUCTS INSTALLATION DETAILS AT RAINBOW CREEK EAST SIDE

N.T.S.

NO.	DATE	REVISIONS	BY	CHK	LEAD	PROJ
A	19/01/25	90% SUBMISSION TO CA				



DESIGNED	AG & FE		
DRAWN	NFG		
CHECKED	RBL		
APPROVED LEAD ENGINEER	RBL		
APPROVED PROJ. MANAGER			
NAME (PRINT)		INIT.	DATE



HWY 427 EXPANSION
ITS-CONSTRUCTION DETAIL - XVI

PROJECT ID.	STAGE IDENTIFIER	DESIGN PACKAGE NUMBER	DISCIPLINE	STRUCTURE NUMBER	DOCUMENT TYPE	DRAWING NUMBER	REVISION NUMBER
H427-D	N	6	ITS	000	DWG	1543	A